

ASMS



SPRUE EXAMINER



Modeling an I.A.R. 80 in
1/48 scale
by Tim Robb

A trek to LionHeart
Hobbies
by Rick Herrington

austinsms.com



September 2024

What's UP? Old Rumors & New Kits Tracked Topics

News • Articles • Features • Opinions • Advice •

CONTENTS

Page 3 The President's Soapbox

Page 4 House Cleaning

Page 5 Modelling an IAR 80 by Tim Robb

Page 11 A Trek to Lionheart by Rick Herrington

Page 14 A Memorial to Ray Katzmzn

Page 15 Build and Bull North by Rick Herrington

Page 22 What's Up Wid You?

Page 28 Old Rumors and New Kits:

Page 28 New and In View by Ron McCracken

Page 40 Shipping News - by Rick Herrington

Page 55 Tracked Topics by Panzer Lehr

ASMS Officers & Chairpersons

Tim Robb - President; president@austinsms.org

Ron McCracken - Vice-President; vicepresident@austinsms.org

Aaron Smischney - Finance Minister; treasurer@austinsms.org

Seth Souza - Secretary; secretary@austinsms.org

Rick Herrington - Newsletter Editor; editor@austinsms.org

Show Coordinator; showcoordinator@austinsms.org

Mike Gilsbach - Webmaster; webmaster@austinsms.org

Ben Morton - IPMS/USA Coordinator; chaptercontact@austinsms.org



www.austinsms.org

Austin Scale Modelers Society (ASMS) is a chartered chapter of International Plastic Modelers Society (IPMS/USA). ASMS meets on the third Thursday of each month. Annual dues for full membership are \$25/individual or \$30/family. The views expressed in this newsletter are those of the authors. It is intended for educational purposes only.

ASMS does not endorse the contents of any article.

Our Sponsors

Phil Brandt (in memorium)


Eric Choy Angela Forster

Jeff Forster Russ Holm

Rick Willaman Jack Johnston

Mike Krizan Rick Herrington

Dragon's Lair comics and fantasy



www.austinarmorbuilders.com



www.kingshobbyshop.com



www.wmbros.com



www.ctsms.org

IPMS/USA Support the Troops Initiative

The IPMS/USA initiative was established to provide model kits, supplies and reference materials to our servicemen and women serving in combat zones, recovering in hospitals, and rehabilitating in specialized facilities. The program is expanding into other areas as well. Some local programs take place in USO facilities, some are centered around active duty personnel and are scattered across the country. The IPMS/USA Support The Troops program is still going full-tilt. The national program director is Jon Emery. Jon is accepting any and all contributions and is sharing them with all of the active programs around the country.

www.models4troops@gmail.com

PRESIDENT'S SOAPBOX

BY TIM ROBB



Greetings Modelers.

Come one, come all! We have really good stuff lined up for this month's meeting.

We'll have a presentation from Dana Mathes on his judging reform initiative and the ongoing hard work the San Antonio club has put in the last three years developing a **judge to standard** judging method. Dana's 11 page submission to the IPMS E-board on judging reform was emailed to our membership earlier this year.

Please read through this prior to the meeting and be present for this important discussion.

Also this month we have our Procrastinator Challenge themed quarterly contest. Great fun awaits as we see these models that have been rescued from the shelf of doom.

But wait there's more!

Our Nov. 9 show date is now fast approaching. It's time to mobilize. Show Chair Chris Chany will lead the charge.

See you there, and as always, Go Build a Model!





HOUSE CLEANING



ASMS MEETING

Third Thursday each month
6:30 pm - 8:45 pm
at Mr. Tramp's Sports Pub
8565 Research Blvd
Austin, TX 78758

No Reservations Neccessary!

ASMS Club Dues Are Due!

Annual ASMS club dues are \$25.00/individual
or \$30.00/family.

You may bring your dues to a club meeting or remit
same to ASMS, 1928 Dragonfly Loop, Bastrop, TX
78602.



Events



Club Quarterly Contests

**Procrastinators build
contest**

Monthly Meeting Presentations:

This month's presentation will be by Rob Booth
and Dana Mathes of the San Antonio regarding
their new judging method for model shows

Modeling an I.A.R. 80 in 1/48 scale by Tim Robb



I have had the LTD Models I.A.R. 80 kit in my stash for quite a while, since shortly after it was released. When reviewing my stash and daydreaming of future builds my eyes often landed on it. The catalyst for finally launching into building it was finding SAM Publications' excellent book "The I.A.R. 80 & I.A.R. 81 Airframe, Systems & Equipment" by Radu Brinzan.

The more I looked at this book the more impressed with it I became. If you like reading about WW II planes I highly recommend the book even if you aren't interested in ever building an I.A.R. 80 model. There is a short history of the I.A.R. Brasov company, including the license building of the PZL P-11 and P-24. Then a comprehensive account of the development and production of the I.A.R. 80 and 81.

All of the many production line changes are identified by date and by the production number of the airframe on which the change was made. The production numbers on the I.A.R. 80 and 81 are the tail numbers on the aircraft. These numbers never changed when aircraft were brought back to the factory for maintenance or modification. The I.A.R. 81 was a dive bomber modification of the I.A.R. 80. The landing gear was placed a little wider to make room for the installation of a bomb crutch assembly from the Ju-87.



This occurred on the production line with aircraft number 151 -175, and again on numbers 231 - 240, and 301-450. Number 450 was the last aircraft built. The aircraft numbers before and in between, 1-150, 176-230 and 241-300, were built as I.A.R. 80 fighters. The information on the markings and the small changes in the proportions of the national insignia during production and service is equally comprehensive.

For the modeler the most significant changes came on aircraft number 51 when the armament was changed from two guns per wing to three, and aircraft number 212 when the wingspan was changed from 10 meters to 11 meters.

I sat down with the LTD kit and noted the scribing for the gun bays and the guns were for a two-gun wing. Being lazy I figured to build an early production aircraft and not re-scribe gun bay panel lines. I checked the wingspan to verify it was 10 meters. It isn't. Neither is it 11 meters. It is in between 10.5 meters.

In a conversation with Rudy Cline at Lionheart Hobby I mentioned this and he told me about a newer release from Hobby Boss which he had in stock. Great I thought, and purchased it. When I got it home, I noted much better surface detail, cockpit detail including photo-etched seat belts, and better engine and landing gear bay detail than in the old limited run L.T.D. kit. The wing is a two-gun wing, the same on both kits. Then I measured the wingspan, 10.5 meters. :(Then I noticed the box art on the Hobby Boss kit is very nearly the same as the LTD. Both depict aircraft number 42 in an identical view. Hobby Boss clearly stood on top of LTD's research and just made improvements to detail.

The Hobby Boss kit has a much better and accurate interior, crisper surface detail, better engine detail, and better parts fit than the older limited run LTD kit. I used the Hobby Boss kit for this build.



There were two types of seat belts used on the I.A.R. 80, early and late. The belts in the Hobby Boss kit aren't accurate for either of them but I figured they would be better than any I could make so I used them. They do attach to the accurate pilot's seat in the correct places.

I figured it would be easier to shorten the wings than to lengthen them. This also let me keep the existing kit scribing for the two-gun wing gun bays. To accomplish shortening the wing I cut off the wing tips as I wanted to save that shape. Then I shortened the wings at the outer end. I shortened the ailerons, which are separate kit parts, to match. When the wing tips are placed back onto the wing, they are now too short in chord due to the taper of the wing. I decided to save the trailing edge of the wing tip as it was and add plastic card to the leading edge and sand that to shape. This worked out well.



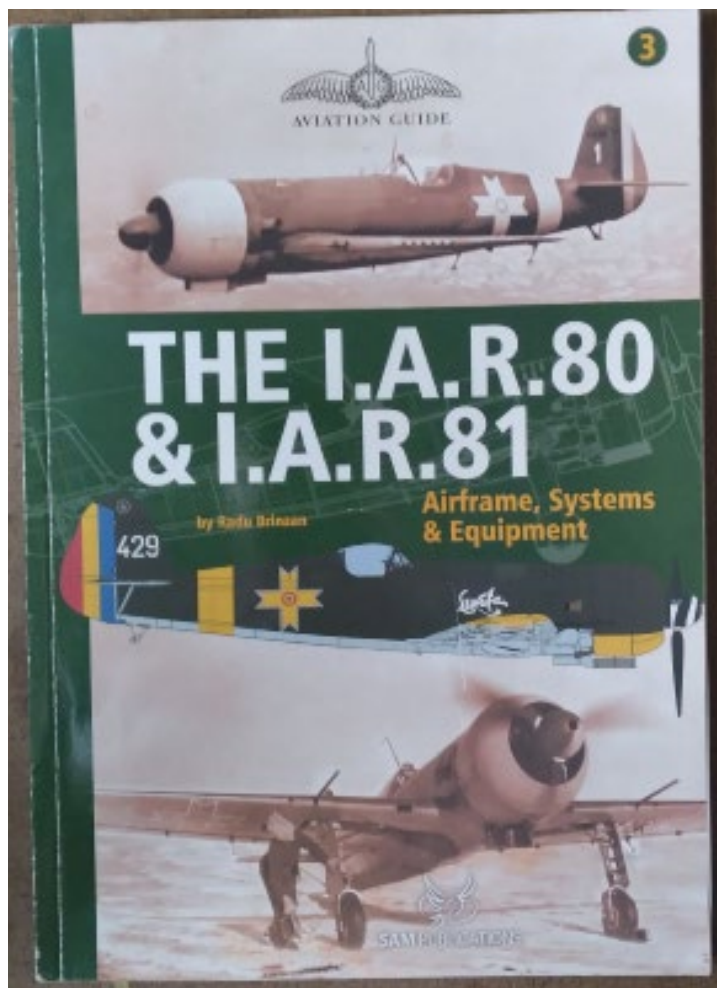


Now for deciding on the markings. These had to be for one of the first 50 aircraft because of the two-gun wing. The SAM Publications book has complete information on camo colors and patterns and also on national insignia. There were three variants of the war time blue and white bordered yellow King Michael's cross. The thickness of the blue and white outline was changed over time as was the size of the pre-Nazi takeover Romanian roundel now appearing in the center of the cross. . Neither the LTD nor Hobby Boss decal sheet has the correct cross insignia for the early aircraft.



The Hobby Boss sheet also has the blue color much too dark. The LTD sheet does provide the full size roundels so by process of elimination I settled on an early production aircraft in pre June 1941 national markings and used the LTD decals.

Photos verify this. There is no exhaust staining on the fuselage sides as the engine exhaust pipes turn out and away from the fuselage. Photos verify this also.



I assembled and painted the model. The camo pattern is unusual in that the green and brown upper colors wrap around the fuselage behind the wings only.

The color demarcations are all hard edges except for the transition from light blue to green/brown at the trailing edge of the underside of the wing. SAM Publications' book says the I.A.R. 80 paint was well maintained at the factory when the airplanes came back for repairs and maintenance so the airplanes showed little weathering. Photos verify this. There is no exhaust staining on the fuselage sides as the engine exhaust pipes turn out and away from the fuselage. Photos verify this also.



In the final assembly stage I noticed some other details that needed fixing. The air intake part under the cowling is correct for aircraft number one. All the others had a shorter intake so I cut that part down. The radio antenna mast unusually passes through the windscreen to attach to the fuselage.

The Hobby Boss kit has you glue the mast to the outside of the canopy frame. I corrected this by cutting a notch in the trailing edge of the windscreen part and fabricating an antenna mast from a wooden toothpick. The strength of the wooden part will prevent the antenna mast from being bent back over time by the stretched sprue antenna wire. The last fix I made is to the propeller. A little bit of the prop hub is visible where the prop blades exit the spinner. This detail is not there in the kit part. I cut thin straps of black electrical tape and wrapped them around the blades. Model finished!

I built this over a period of about a year, going slow, studying photos, choosing which inaccuracies to fix and which to live with.

I'm pleased with my result and found this a rewarding build experience. It looks great in my display case and most of the kids on the block won't have one of these!

Go Build a Model!





It's an hour's drive from my house in Leander to Lionheart Hobby in Kyle. I really have to plan an excursion to make the drive down there. In this case I had an excuse to do so. Rudy had ordered a set of Tamiya's latest German machine gunners for me and I had to pick them up, Rudy has done some expansion to the store and I wanted to see the new digs as well as have lunch at Vaqueros mexican restaurant.


It's so cool to go into a hobby store and see the stuff you only peruse on the interweb. I specifically wanted to get some of Mig's Atom paint to try out and do a review for the newsletter. Lionheart had all the colors including the Sky type S I needed to finish out my Barracuda model.

I got a guided tour of all the new gaming space and Rudy explained which walls were to be taken out to expand the area.

If you haven't been to Lionheart lately stop in it's well worth the drive.





Rudy and Danielle, the owners of Lionheart busy at the front and chatting with customers.





Rudy in the newly acquired gaming space area explaining how the expansion is going to go. He hopes to have the changes completed by the end of November.

Photo to the right is of the Mig/Atom paint rack, just about any color a hobbyist might need.



A memorial to Ray Katzaman

by Tim Robb

ASMS member Ray Katzaman was taken by cancer February 22, 2023. A couple of months ago his daughter Jennifer approached Rudy Cline at Lionheart Hobby about having one of his models that is her favorite repaired to keep as a remembrance. ASMS presented the repaired model to her on August 24, 2024. Aren't big happy smiles great? None of Ray's models had photos posted to the ASMS web site members gallery. There are photos of this one there now, a 1/48 QF-4.



Build and Bull North....A fun day at Dragon's Lair

by Rick Herrington

If you're not familiar with the term Build and Bull, it refers to the monthly get togethers sponsored by Austin Scale Modelers. One day a month North at Dragon's Lair and South at Lionheart Hobby all different kinds of modelers get together to build models and swap stories and tips, hence Build and Bull. Build and Bull South is the first Saturday of the month and the North session is the fourth Saturday of the month. Details are on the ASMS web site.





Pete Desso brought in a 1/32 A-20 kit to work on.



Joe Freidman working on his P-38. Joe brush paints all of his 1/72 aircraft.



It's official we even have our own placard now.





You may build your Tamiya kits, I build Monogram
Davy Crockett



Our show is rapidly approaching! At this meeting we have a lot to cover. Tim and I have put together these items to cover.

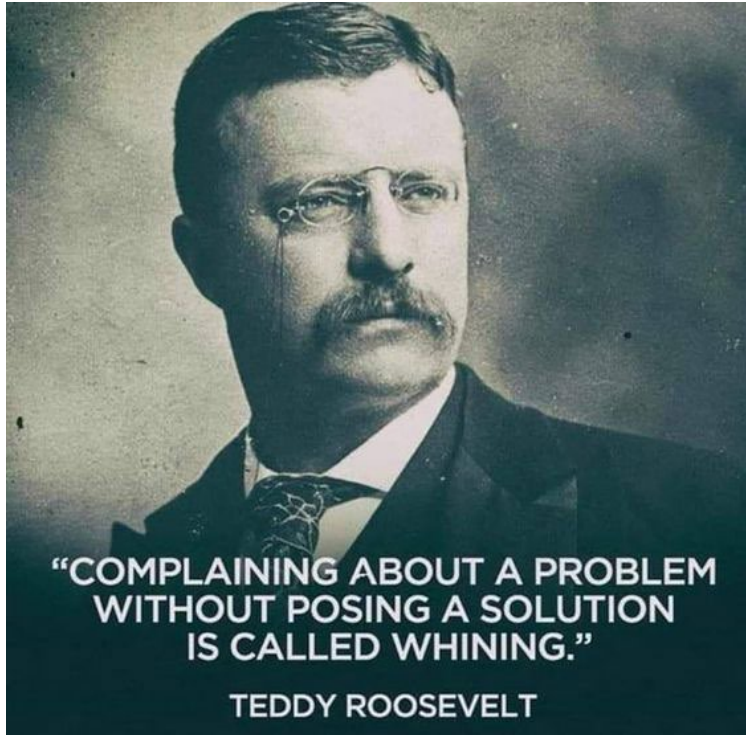
1. Sign up to volunteer
2. Sign up to judge
3. Enter lots of models! This is a show as well as a contest. Let's have plenty for the general admission patrons to see.
4. Reminder - we have 3 fun new contest categories Classic Armour, Classic Airplane and "I've Improved"
5. Who can help distribute flyers?
6. If you did not sponsor a special award, please consider sponsoring an individual category. \$20 each.

Bring your cash or check to give to Chris at the meeting to pay for your award sponsorship. Or mail check to Chris. Sorry, there is no Venmo or PayPal on this.


7. Please bring something to contribute to the raffle. Make sure it is complete and not started and is something that you would want to buy a raffle ticket for.

If you have a "Milton Model" bring it to the show.
Along with any P-40s you might have.

Please remember this is your club's show and we need everyone to help out and volunteer.
See you Thursday!
Chris Chany



The Battle of Chickamauga Creek, an important engagement of the American Civil War that was fought over control of the railroad centre at near- by Chattanooga, Tennessee, began.



The Montgolfier brothers sent aloft a balloon with a rooster, a duck, and a sheep aboard, rapidly advancing French aeronautics.



In his Farewell Address, printed in a Philadelphia newspaper on this day in 1796, George Washington, the first U.S. president, implored his country to maintain neutrality and avoid entangling alliances with Europe.



LIONHEART

— H O B B Y —

Here's this month's featured products from Lion Heart.

1/48 Arma Hobby P-39N

Die Hard Dice Cursed Rose - 7pc
RPG Set

Polar Lights 1/25 1966
Batmobile w/Catwoman &
Penguin


Daemonhammer (Hardback)

1/35 GMC-CCKW-352 Katyusha
Hobby Boss

5500 Jack C Hays Trail, Kyle, Texas 78640,

(512) 504-3404





What's Up wid You?

ASMS/Bill Delk sponsors an on-line ZOOM meeting with whoever wants to join us to talk about models and life. It happens almost every Sunday at 4:00.

Contact Bill Delk to have him send you a link to be able to get into the meeting.

Everyone is welcome.

Bill Delk`s e-mail address

Falconfyredeuce@gmail.com.



Wasn't able to attend this past month's meeting and whew, what a meeting!

Gordon filled my shoes as head model photographer. This month we had the finals of the Tamiya P-38 group build with lots of great Tamiya builds.



Gordon took the honors on the group P-38 build. Well deserved!



My apologies to those who shared their work with the group and don't have their model credited. Barring any unforeseen circumstances things should be back to normal this month.



Tim's IAR 80




Joe Friedman's 1/72 Revell P-26A




Joe Friedman's Airacobra in 1/72 scale





Dave Edgerly has been busy trying out Quinta Studios cockpit accessories for a 1/32 TA-152.



Dave also finished up the excellent Tamiya 1/48 Heinkel 219 Uhu kit.





Carl Smoot's impressive in-flight A-20 took most popular model for the month.
Congratulations Carl!



Old Rumors and New Kits

New and In View Aircraft by Ron McCracken

September is going to be disappointing for the large scale fans, as I found nothing new for 1/32nd or 1/35th scale. The only New-Tool offerings are in 1/48th, an F4F-4 from Academy and an F-86A from Clear Prop. Everything else are new decals/parts re-pops of existing kits.

1/48th Scale:

Academy has issued a new-tool F4F-4 Wildcat in “Battle of Midway” markings (the box art shows Lt. Cdr Thach’s aircraft), with color photo-etch seat belts and pre-cut masks.



Amusing Hobby (a relative newcomer) has issued two revised variants of a fantasy Me 262, the HGIII V-Tail and the HGIII Concept III, both in their “Luftwaffe 1946” series.



Clear Prop has issued a new-tool F-86A Sabre with photo-etch parts, three markings options, and separate leading edge slats and flaps that can be posed open.



Eduard is re-releasing their FM-2 Wildcat in a Profipack edition with some new parts and new decals.

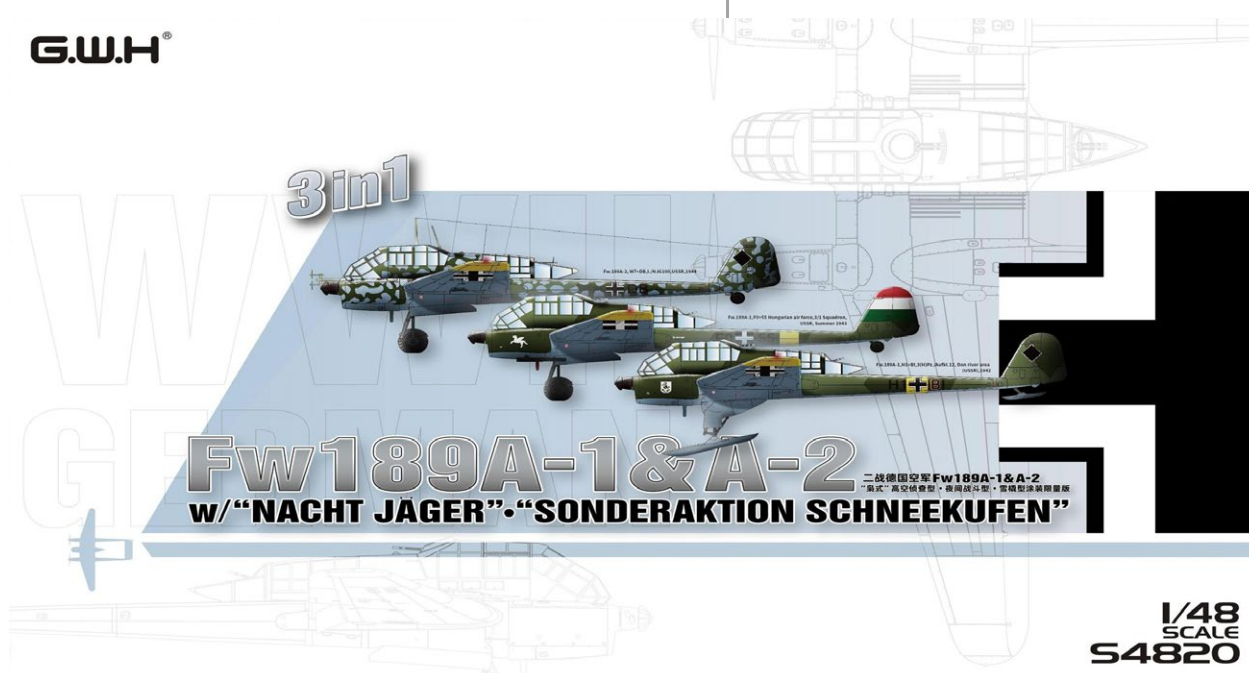


Great Wall Hobby is re-releasing their F-14D Tomcat with three markings options and new parts.



Great Wall Hobby is also re-releasing their Fw 189 kit as an Fw 189A-1/A-2 with new parts for the night fighter variant.

G.W.H.



Hasegawa is re-issuing their A-7D Corsair II in Vietnam Camo. This is a repop of a 1987-vintage kit.



Hasegawa is re-releasing their T-4 in “Blue Impulse 2024” markings.



PHOTO : MASAFUMI SHUMOTO

LIMITED
EDITION

Kawasaki T-4 'BLUE IMPULSE 2024'

Hasegawa
Hobby kits

※実際の製品パッケージとは一部異なる場合がございます。

HobbyBoss is re-releasing their TBD kit with new parts for the floatplane TBD-1A Devastator.



Trumpeter is re-releasing their Mi-24 kit as a Mi-24A Hind B with the addition of some new parts.




1/72nd Scale:

Eduard is re-releasing their Bf 109G as a Royal Class Bf 109G-10/G-14AS Dual Combo kit.



Fine Molds is re-releasing their F-4J Phantom II in Blue Angels markings with some new parts.



Fine Molds is also re-releasing their F-4J Phantom II in VF-96 "Showtime 100" (Ace Randy Cunningham) markings.



Hasegawa has re-released their A-10C Thunderbolt II in Vietnam Camouflage. Decals are included for the U.S. Air Force 355th Fighter Wing A-10 Demonstration Team as seen in 2021. Note the A-10 became operational too late for action in Vietnam.



PHOTO: Yas TSUCHIYA



A-10C™ THUNDERBOLT® II 'Demonstration Team VIETNAM SCHEME'


LIMITED EDITION

※実際の製品パッケージとは一部異なる場合がございます。

Great Wall Hobby has re-issued their MiG-29 as a MiG-29 9.12 Fulcrum A (early) with new parts.



Hasegawa has also re-released their F-14A Tomcat “Ace Combat” kit.



Great Wall Hobby has also re-issued their MiG-29 as a MiG-29 9.13 Fulcrum C with new parts.



MiG-29 9-13 FULCRUM C 米格-29 9-13 “支点C” 前线战斗机“9-13”型

- A** MiG-29 9-13 “Fulcrum C” “Red 29” 31 st GvIAP, 51st Air Corps, 4th Air Army, Russian Air Force
米格-29 9-13 “支点C” “红色29号” 俄罗斯空军第4航空军第51联队第31近卫红旗歼击团



- B** MiG-29 9-13 “Fulcrum C” “White 51” 120th GvIAP, 21st OSAD, 14th Air Army, Russian Air Force
米格-29 9-13 “支点C” “白色51号” 俄罗斯空军第14航空军第21独立综合联队第120近卫歼击团



- C** No.555, 1017 Unit, 55th Air Regiment, 1st Air Combat Division, Korean People's Army Air and Anti-Air Force(KPAAF), Wonsan Galma Airport, September 2016
朝鲜人民军航空与防空军第1师团第55联队1017中队555号机元山Galma机场, 2016



1:72 YAK-9 With External Stores



Hasegawa has re-released their Panavia Tornado in IDS 50th Anniversary markings.



※実際の製品パッケージとは一部異なる場合がございます。

Platz has re-released their F-15J Eagle in Aggressor Tactical Fighter Training Group 903 markings.

NEW

ACMIポッドを最新の 3Dプリントパーツで用意





パーツ画像

PLUS



機体に装備されるACMIを再現した3Dプリントパーツ

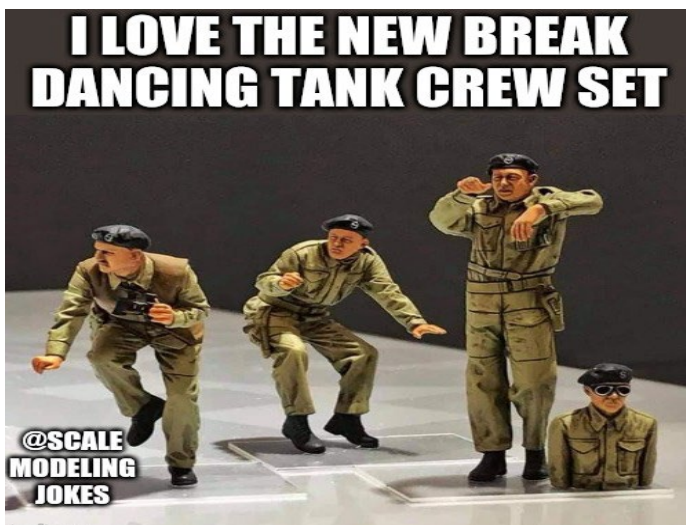
HOBBY SEARCH

1/200th Scale:

Hasegawa has re-released their 787-8 in Air Japan markings.



And there you have it for September. Go build a model!



Shipping News

by Rick Herrington

Ahoy matess! It's a good month for naval releases, mostly 1/700, so let's get started. Flyhawk has three new releases for us. the first is a combo kit of the SMS Emden and SMS Dresden.

FLYHAWK

FH 1316

1/700 SCALE

SMS Emden & SMS Dresden Set

德国海军埃姆登号巡洋舰+德累斯顿号巡洋舰 套装

ドイツ海軍巡洋艦セット エムデン&ドレスデン



FLYHAWK

Coming Soon

SMS Emden & SMS Dresden Set

ドイツ海軍巡洋艦セット エムデン&ドレスデン

UNASSEMBLED MODEL KIT

FH 1316

1/700 SCALE



FLYHAWK MODEL

Add: #5-28 Building JunDuCaiShe, NO.293 KeYuan 6th Road, JiuLongPo District, ChongQing, China
PostCode: 400039
Web: <http://www.flyhawkmodel.com>
E-mail: flyhawkmodelxc@vip.163.com

鷹翔模型

地址: 重慶市九龍坡區科園六路293號都郵彩舍2期28-5
郵政編碼: 400039
官方網站: <http://www.flyhawkmodel.com>
電 郵: flyhawkmodelxc@vip.163.com

The next two releases from Flyhawk are related to the Battle of the River Plate. HMS Achilles and HMS Ajax both participated in the gun duel with the DKM Graf Spee.




FLYHAWK[®]**FH1108**
1/700 SCALE

HMS Achilles 1939

英国皇家海军阿喀琉斯号轻巡洋舰1939
イギリス海軍軽巡洋艦アキリーズ1939年


FULL HULL
UNASSEMBLED MODEL KIT

蓝色为新开模零件
Blue represents newly molded parts.
青は新規金型のパーツを示します。





Next from Flyhawk is the DKM sister ship to the Scharnhorst, the Gneisenau



Pit Road is up next with a couple of releases for us. The first is the IJN Chogei Submarine tender.



Second from Pit Road is the Japanese Maritime Self Defense Force FFM-5 Yahagi



撮影：花井健朗



SCALE 1/700
SKY WAVE

海上自衛隊 護衛艦 FFM-5 やはぎ

Japan Maritime
Self-Defense Force
FFM-5 "YAHAGI"



Yamashita Hobby is releasing an IJN Ushio destroyer.

Dragon is releasing the USN Chicago CG-11 guided missile cruiser.



Dragon has two more USN nuclear powered missile cruisers for us. The first is CGN-9 USN Long Beach,



Next from Dragon is CGN-41 USN Arkansas.



Aoshima has six new ones this month. The first is HMS Exeter. You'll remember Exeter got manhandled by the DKM Graf Spee during the Battle of the River Plate. You could build all the British forces by combining this release with Flyhawk's Ajax and Achilles kits.




Next from Aoshima is the JMSDF Ashigara.



Next from Aoshima is the IJN light cruiser Kashii



Aoshima is releasing the IJN aircraft carrier Amagi



Next from Aoshima is the IJN Hatuzuki



Finally from Aoshima is the USN battleship Washington



Triumph is releasing the IJN heavy cruiser Zao.

1/700 IJN HEAVY CRUISER ZAO

TM70010 日本海軍重巡洋艦藏王號

**TRIUMPH
MODEL**



Changing to 1/72 scale is a release from Sova-M, a Boomin Beaver Security Tug Boat.

BB-19 Boomin Beaver


SOVA-M
SVM-72071



1:72

LIMITED
EDITION

Changing to 1/35 scale Takom is releasing a PLAN close in weapon system.



Finally in 1/200 scale we have two new releases. The first is Hobby Boss with a PHM Pegasus Hydrofoil.



Last is 1/200 is a 3D printed version of the destroyer Forrest Sherman.



That's all the wind in the sails until next month.

Just wanted to let our readers know that the Sprue Examiner has been selected as best newsletter of IPMS Region 6. It will also be in the running for best IPMS newsletter,



Thanks to the members and contributors that have helped Sprue Examiner achieve this honor.

A tribute to Milton Bell by Tim Robb



At this year's Capitol Classic we will honor Milton Bell with a special exhibit. It will consist of signage with Milton's photo and a few sentences about his leadership and contributions to ASMS over the years.

AND we want to bring all the started by Milton models that we have finished and put them on display. For each we'll have a little label, for example:

P-47 Thunderbolt, 1/xx scale
Started by Milton, finished by _____. _____

As our started by Milton models won't fill the table we have also had discussion of a group P-40 display for this same exhibit table, P-40s being one of Milton's favorites.

Everybody bring all your P-40s and we'll have similar labels for each. I have two of Milton's and four of mine to bring for this. Labels will look something like this:

P-40E. American Volunteer Group
China, 1942
1/48 scale model by Milton Bell

We will need a coordinator to print all the labels so they will be uniform. Therefore all who participate will need to get our information on what we are bringing to the coordinator in advance of the show so the labels can be ready.

We can do this! Let's honor Milton.





AVAFest 2024
October 11 - November 12

17 OCTOBER '24

5:30P - 10:30P

VETERAN/MILITARY FILM FESTIVAL

Special recognitions to Filmmakers
in the following categories:



Best Feature Film



Best Documentary
Film Short



Best Short Film



Best Short Comedy
Film



Best PTSD Therapy



Best Super Short
Documentary

Best Music
Video




Best Patriot
Division Film

Tracked Topics

By Panzer Lehr

Howdy tread heads! Lots to cover this month so lets start off with 1/72.
Fore Art is first with an M19 twin forty anti-aircraft gun chasis.



Meng is releasing a 1/72nd scale HIMARS.




Revell is releasing a Nashorn.



Magic Factory is releasing a Sdkfz 234 Puma



Sd.Kfz.167 StuG.IV Late Production



RFM is also releasing a Sdkfz 234 with full interior.



Away from the German stuff RFM is releasing an M4A4 Sherman.

Moving on to 1/35 scale RFM has a couple of new releases for us. First up is a Stug 4 complete with engine.




Dragon is releasing a Sdkfz 253 Beobachtungswagen

1:35 '39-'45 SERIES

Sd.Kfz. 253 le Beob.Pz.Wg.

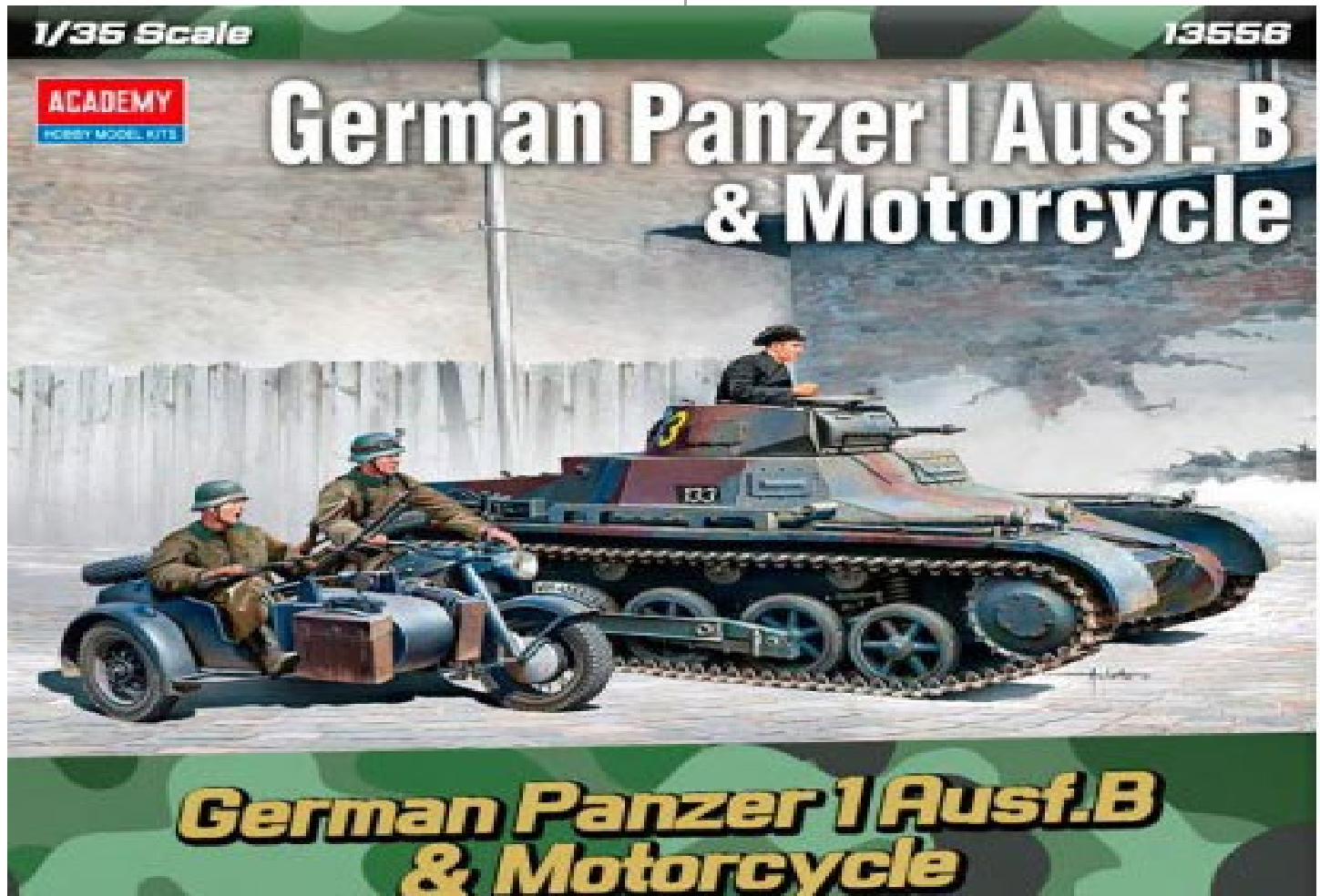
Smart Kit



Amusing Hobby is releasing another “what if” German tank the R-100



Academy is releasing Pzkwf 1 with motorcycle.



Das Werk has a couple of releases for this month. The first is a Tiger 1 late model.



Dragon has three releases for us. The first is a Sdkfz 250 Alte. (early)



Keeping with half tracks Dragon is re-releasing its US M3A1.

Next from Das Werk is an Bundeswehr Eagle IV.



Dragon is also releasing an M4A1 Sher-



EKT, Bundeswehr, Germany, 2015



FuPers, ISAF, Afghanistan, 2013

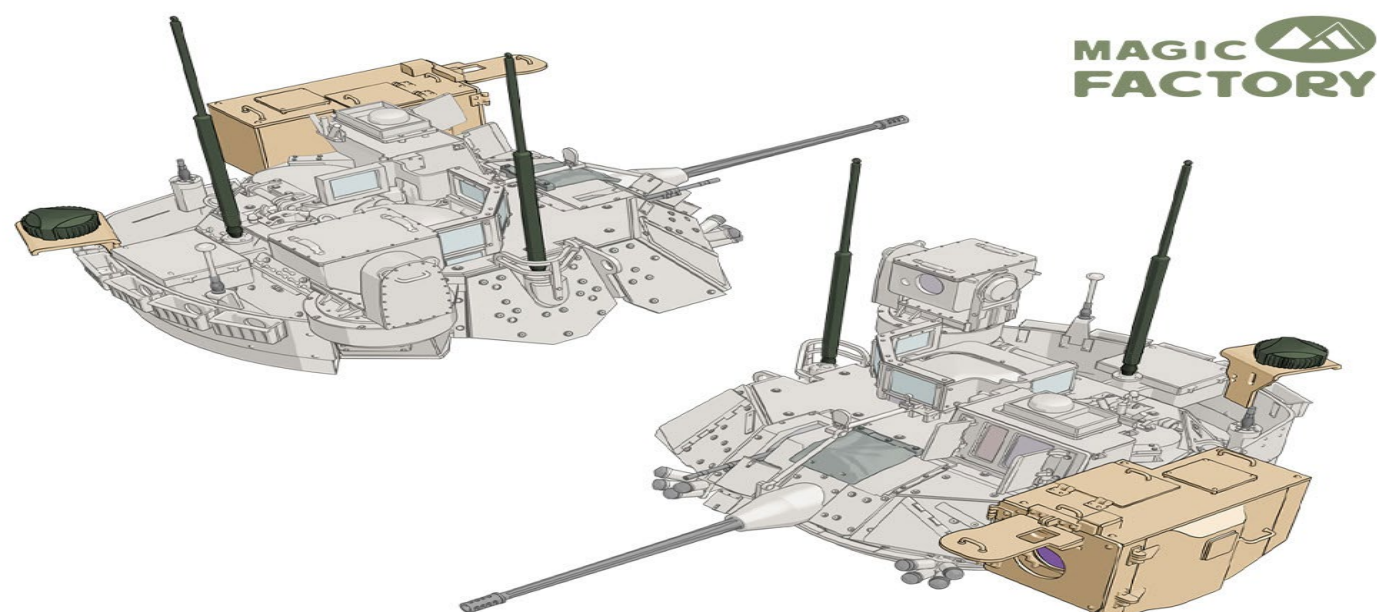


FuPers, Bundeswehr, MINUSMA, Gao, Mali, 2016



FuPers, Irish Army, MINUSMA, Bamako, Mali, 2019

Magic Factory is releasing an M7A3 BFIST.



M7A3 **1/35 SCALE** **2006**
BFIST BRADLEY
Fire Support Team Vehicle
M7A3 BFIST 火力支援车

Magic Factory is releasing an M10 Booker.



Takom is releasing an Object 279 Russian super heavy.



MiniArt is releasing a Sdkfz 234.



Takom continues its series of Tiger releases with a Gruppe Fehrman Tiger 1



Italeri is re-releasing a Tiger 1

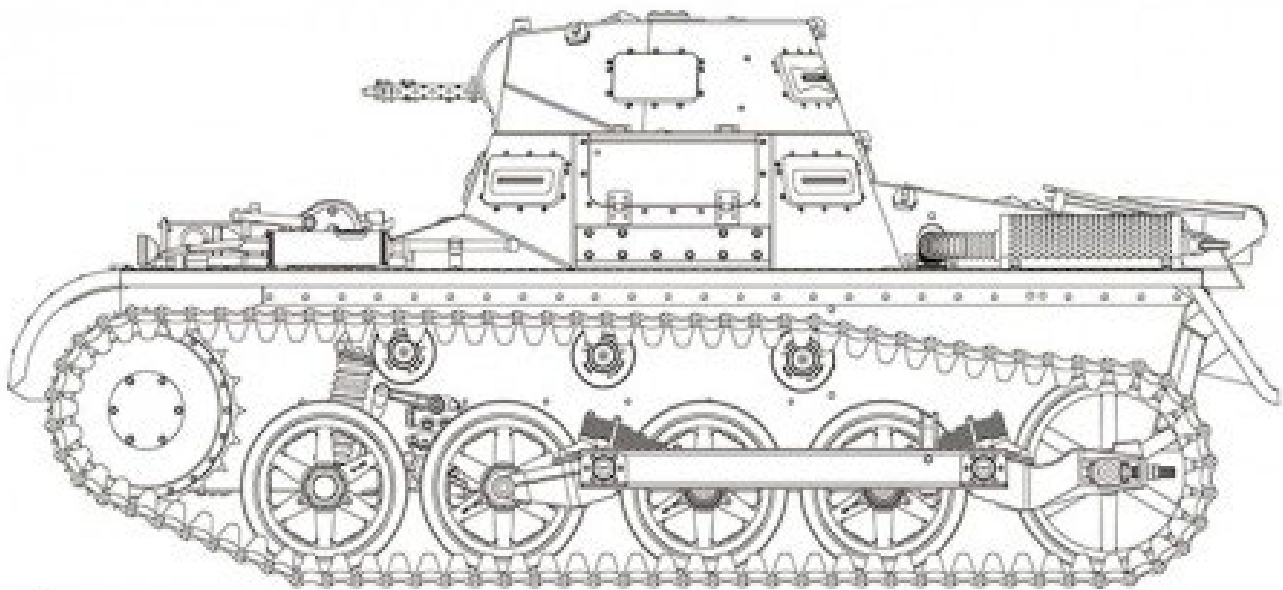


Takom is releasing a Tiger Box which includes one 1/35 Tiger 1's and a 1/16 Tiger 1



Takom is releasing a 1/35 Pzkwf 1

Pz.Kpfw.I Ausf.A

LIMITED EDITION

That's it for the armored column this month,
Grab a kit from your stash and build it!

Trumpeter is releasing a King Tiger with a Porsche turret in 1/16.




Last up in the column Italeri has some 1/56 releases for ua. These releases are a direct response to the gaming community. First is an M8/M20 Next up is a German Panther.





AUSTIN MUSEUM DAY SUNDAY SEPT. 22ND



**Celebrate Austin Museum Day
at the ALWAYS FREE Texas
Military Forces Museum featuring
local children's author Vietnam Navy
veteran Glenn Towery.**

**Immerse yourself in the history
of the Texas Military Forces AND
enjoy a reading of Towery's
Good Words, Bad Words: "Don't
Say That!" and other titles.**

**PLUS, make an easy-build
model Vietnam era
Huey Helicopter or a
Funny Car Dragster courtesy
of King's Hobby.**



IPMS USA is soliciting articles. We've got some great modeller's in this area and you can help the mother organization to flourish by submitting an article to the Journal.




ARTICLES WANTED!

WE WANT TO KNOW WHAT YOU ARE BUILDING

Maybe you build cars.
Or jets. Or figures. Or tanks.
Maybe you slap em' together.
Maybe you count every rivet.

How did you built it?
What makes this particular subject interesting?
Do you have any special tricks?

Any IPMS USA member can submit an article on any modeling related topic to the IPMS USA Journal
The standard word count is 3000 and it should be well documented with high resolution photos
Send inquires to: ipms-q@ipmsusa.org




King's Hobby

Modeling With You
Since 1973

Something for Everyone!

7801 N. Lamar Blvd., Ste B169,
Austin, TX 78753
(512) 836-7388



kinginfo@kingshobbyshop.com

<http://www.kingshobbyshop.com>





Join International Plastic Modeler's Society / USA

IPMS/USA is dedicated to the hobby (and fun) of Scale Modeling. It was started by Jim Sage, of Dallas, Texas, in 1964. There are now branches of IPMS all over the world. Our Local Regions and Chapters sponsor Model shows and contests every year, but you needn't be a member to visit the shows or attend the club meetings!

With IPMS/USA Membership, you will receive the outstanding IPMS/USA Journal six times a year - it includes features on all modeling subjects such as aircraft, armor, automotive, ships, figures - you name it! You will also find listings of IPMS contests, swap meets, hints and tips, and reviews. Membership also qualifies you to participate in IPMS/USA sanctioned contests, and particularly in our World-famous National Convention, held each summer. As a member, you'll also be able to access our online Discussion Board, where a wide variety of modeling topics are discussed, and enjoy interaction with other serious modelers for help with questions about modeling techniques or the Society in general. Many Hobby Shops and Model Vendors around the USA offer discounts to IPMS/USA Members.

Visit us at: <http://www.ipmsusa.org/>
Join up online at: <http://www.shopipmsusa.org/category-s/100.htm>

For any questions or problems with your membership application/renewal, please contact the IPMS/USA Officer Manager at manager@ipmsusa.org

International Plastic Modelers' Society/USA

Membership Application / Renewal Form

New Renewal IPMS#: _____

Name: _____

Address: _____

City: _____ State: _____ Zip Code: _____

Phone: _____ E-Mail: _____

Chapter Affiliation, if any: _____

Junior (17 years or younger) \$17.00 Date of Birth _____

Adult One year \$30.00

Two years \$58.00

Three years \$86.00

Canada & Mexico \$35.00

Foreign Surface \$38.00

Family Adult fee + \$5.00

of cards? ____

Your Signature: _____

If recommended by an IPMS member, please provide his/her:

Name: _____ IPMS #: _____

PAYMENT OPTIONS:

Cash Amount: _____

Check Check #: _____ Amount: _____

Where did you hear about IPMS/USA? Please check all that apply:

☐ Local model club

☐ Friend

☐ Ad in IPMS Journal

☐ Facebook

☐ Ad in other magazine

☐ Internet search

☐ IPMS web site

☐ I'm a former member rejoining

☐ Other _____

Applications should be printed and mailed to:

IPMS/USA

P.O. Box 1411

Riverview, FL 33568-1411



DRAGON'S LAIR COMICS & FANTASY

Austin's premier source for
comics and gaming.



Lyrical Booster
Lyrical Monasterio
Sparkling Stars!

**SNEAK
PREVIEW!**

Date: Sunday September 22nd
Time: 6-9pm
Cost: \$20 online/\$25 in store
Seat Cap: 24

Virtual



**Flesh & Blood Pro
Quest: Europe**

Date: Saturday Oct. 5th
Start Time: 12PM
End Time: 9PM
Cost: \$45 Online / \$50
Day of (Remaining
Seats)
Seat Cap: 32



PRERELEASE WEEKEND

2438 W. Anderson Ln,
Suite B-1
Austin, TX 78757