



**SPRUE**



**EXAMINER**



Vol 21 No.4

April 2013

2011 IPMS/USA Website of the Year

2009 IPMS/USA Newsletter of the Year

2011 / 2009 IPMS/USA Region 6 Webmaster of the Year

2010 / 2006 IPMS/USA Region 6 Chapter of the Year



JN-4C Canuck

## Pioneer Flight Museum, Olde Kingsbury Aerodrome, Fly-in and Open House, November 10, 2012 by G. R. Dennis Price

### In this issue:

<b>Kingsbury Flying Circus</b>	<b>1</b>
<b>Message From The Prez</b>	<b>3</b>
<b>Fiddly Bits</b>	<b>3</b>
<b>Under Attack</b>	<b>4</b>
<b>Very Lifelike</b>	<b>5</b>
<b>Very Very Lifelike</b>	<b>8</b>
<b>And The Winner Is</b>	<b>9</b>
<b>Web At Night: Rewind</b>	<b>10</b>
<b>Way Beyond Lifelike</b>	<b>11</b>
<b>Old Rumors/ New Kits 2G</b>	<b>12</b>

ASMS was represented at the semi-annual fly-in and Open House at Olde Kingsbury Aerodrome by Dave Edgerly, Tim Robb and Milton Bell who were demonstrating the fine art of building model aircraft. At an adjacent table, the San Antonio model club (Alamo Squadron) presented a large array of finished model aircraft.



Dave, Tim and Milton...“Those fabulous young(?) men and their flying machines!”

My major interest in the event was in photographing visiting [real] aircraft.

However, high winds severely limited visiting aircraft and even the resident aircraft were not flying the usual pleasure flights.



The Pioneer Flight Museum owns a number of replica World War I aircraft. These include a Fokker DR.1 (triplane), a Fokker D.VII (biplane), and a JN-4C Canuck; all of which were on display, though definitely not flying.

Other museum aircraft on display included a replica Bleriot XI, a replica Pietenpol Sky Scout, an original 1941 Meyers OTW trainer, a Rearwin 7000, and a Luscombe 8A.

The museum also owns one (and possibly three) Thomas Morse Scouts. These were not readily visible.

(continued on page six)



## Our Sponsors:



**Austin Armor  
Builders Society**  
www.austinarmorbuilders.com

**South Texas Auto Modelers**



9355 Bandera Road, Suite 109  
San Antonio, TX 78250  
(210) 681-2007  
gary@hillcountryhobby.com  
www.hillcountryhobby.com



8810 N. Lamar Blvd  
Austin, TX 78753  
(512) 836-7388  
kinginfo@kingshobbyshop.com  
www.kingshobbyshop.com



wmbros@sbcglobal.net  
williamsbrothersmodelproducts.com

Milton Bell	Jack Johnston
Phil Brandt	Mike Kachoris
Eric Choy	Dennis Price
Bill Delk	Pat Rourke
Jeff Forster	John Seaman
Mike Gilsbach	Ion Tesu
David Heno	Rick Willaman

## Upcoming Events

### Model Shows

ModelMania 2013, IPMS Houston, Stafford, Texas	4.27.13
<a href="http://ipms-houston.org">ipms-houston.org</a>	
ScaleFest 2013, Mesquite Convention Center, Mesquite, Texas	5.11.13
<a href="http://ipmsct.net">ipmsct.net</a>	
EagleQuest XXII, Embassy Suites, Grapevine, Texas	6.20/22.13
<a href="http://squadron.com/eagle_quest_a259.htm">squadron.com/eagle_quest_a259.htm</a>	
Houston Automotive Modeler's Society, Houston, Texas	8.3.13
<a href="http://ipms-hams.org">ipms-hams.org</a>	
IPMS/USA National Convention, Loveland, Colorado	8.14/17.13
<a href="http://ipms/usa2013.com">ipms/usa2013.com</a>	
AMPS Centexi, Georgetown Convention Ctr., Georgetown, Texas	9.21.13
<a href="http://austinarmorbuilders.com">austinarmorbuilders.com</a>	

### Local Club Meetings

Hill Country Outlaws Model Railroading Club, King's Hobby, Austin, Texas	4.27.13
Austin Armor Modelers Society, Old Quarry Branch APL, Austin, Texas	5.1.13
<a href="http://www.austinarmorbuilders.com">www.austinarmorbuilders.com</a>	
Austin Model Cars, King's Hobby, Austin, Texas	5.2.13
CenTex Modelers, Trinity Lutheran Church, Copperas Cove, Texas	4.18.13

### IPMS Wounded Warriors Chapter

Several IPMS members have since 2009 been managing the Warrior Family Support Center in San Antonio, Texas. The center is located at Brooke Army Medical Center (BAMC), Ft. Sam Houston, Texas.

Troops are sent to BAMC for treatment and rehabilitation, some staying for up to 12 months. BAMC and the Center for the Intrepid are known as being among the elite medical facilities in the world for treatment and injuries received in combat zone.

Through the generosity of hundreds of IPMS members, IPMS chapters, and modelers the Warriors stationed at BAMC have received models, tools, books, movies and other hobby related items through the IPMS Wounded Warriors Chapter.

Donations can be sent to IPMS Wounded Warriors Chapter contact person, Dick

Montgomery,  
([dmontgomery8327@sbcglobal.net](mailto:dmontgomery8327@sbcglobal.net)).

### ASMS Officers & Chairpersons for 2013

**Mike Poole**, President  
512. 494. 5879, [mpoole12@austin.rr.com](mailto:mpoole12@austin.rr.com)

**Ron McCracken**, Vice-President  
512. 748. 3455 [rmccrack@austin.rr.com](mailto:rmccrack@austin.rr.com)

**Jeff Forster**, Treasurer  
512. 331. 644, [jforster@gmail.com](mailto:jforster@gmail.com)

**Bobbie Wilson**, Secretary  
512. 291. 2116, [poldira@gmail.com](mailto:poldira@gmail.com)

**Ben Morton**, Newsletter Editor  
512. 878. 1869, [benmorton@grandecom.net](mailto:benmorton@grandecom.net)

**Eric Choy**, Show Coordinator  
512. 249. 9184, [asmsnews@austin.rr.com](mailto:asmsnews@austin.rr.com)

**Mike 'Hollywood' Gilsbach**, Webmaster  
512. 258. 2952, [mike@gilsbachdesigns.com](mailto:mike@gilsbachdesigns.com)

**Milton Bell**, IPMS/USA Coordinator  
512. 454. 2395, [rmbell36@gmail.com](mailto:rmbell36@gmail.com)

Austin Scale Modelers Society (ASMS) is a chartered chapter of International Plastic Modeler's Society (IPMS/USA). ASMS meets on the third Thursday of each month. Annual dues for full membership are \$20 (individual) or \$25 (family). The views expressed in this newsletter are those of the author (s). It is intended for educational purposes only. ASMS does not endorse the contents of any article.



## Message from the Prez...

Mike Poole

Last month was a packed house due to our quarterly contest which attracted quite a few entries. Elliot Nowacky took third place with his freshly built Porsche GT1 racer, my Frauenkirche snuck into second place somehow, and the big winner was David Mack's Ford flathead with removable body. Way to go new guys!

Our June quarterly contest theme will again be 'anything from any era'. The date (June 20) will be here before you know it, so best to get started now. I've begun a XF-85 Goblin parasitic fighter as my entry or maybe that Spad A-2, or my Ferrari 312T, or...

During last month's business meeting a lively discussion began on how to restock the monthly door prize pickings. We left that one "to be continued" so bring your good ideas this month. We also had a couple of new members. David Mack's dad, Eddie was at the March meeting. He mentioned he hasn't built anything himself in a while but instead prefers to build vicariously through his son. Hopefully we can change that. New member Tony Partlow has returned to Austin from living in the snowy northern plains recently and mentioned he loves to build just about anything. Welcome aboard Tony. Bring a model to show everyone this month.

Speaking of members, Tim Robb and I had an interesting conversation recently about creating a new position of Membership Chairman. The duties of the appointed position would be recruiting, mentoring new members, and keeping in touch with folks we haven't seen in a while. We'll have more at this month's meeting.


Mike

## Fiddly Bits



Congratulations to Bruce Burden for being the first to correctly identify the aircraft from the March issue of the Sprue Examiner. For those of you who may not be in the know, that aircraft is a Transavia Skytruk. An Australian aircraft that was a follow-on, improved (?) design of a New Zealand aircraft that was cobbled together from Harvard (AT-6) parts. Bruce's name has now been added to the *august* list of participants for the world renown newsletter contest.

There is still an omission in the newsletter that has yet to be discovered. Be the first to correctly identify this anomaly and you too can be '*august*'. (Something that always looks good on a resume.) Keep them cards and letters coming!



(photos courtesy of Fred Horky)

There is still an omission in the newsletter that has yet to be discovered. Be the first to correctly identify this anomaly and you too can be '*august*'. (Something that always looks good on a resume.) Keep them cards and letters coming!

Randy Barnes, our beloved correspondent in Corpus Christi, sends word that the model display at the USS Lexington Museum that he has been meticulously constructing over that past decades is coming to fruition. (Actually he's been working on this project for several years but I suspect it just *seems* longer.) Display cases are finished, LED lights installed and adjusted, dedication plaques mounted and final details are all that's left. The tentative date for the grand unveiling is yet to be determined but Memorial Day is looking pretty good. Road trip to Corpus, anyone?



If you're still in a quandary about what to do with yourself this November you might consider a trip to England. The International Plastic Modeler's Society/UK is celebrating their 50th anniversary with a tour of several RAF Museum's, the Tank Museum at Bovington and a stop at Scale Model World. There is more, detailed information available. Just go to [IPMS/USA.org](http://IPMS/USA.org) and follow the link to merry ole England. Ta Ta!

Editor

## U.S. Air Corps/Army Air Force Attack Aircraft by Ron McCracken

Designation / Manufacturer / No. Built / Description

- A-1 / not used / 0 /
- A-2 / Douglas / 1 / derivative of O-2 design
- A-3 / Curtiss / 154 / O-1 derivative
- A-4 / Curtiss / 1 / O-3 with R-1340 Wasp engine
- A-5 / Curtiss / 0 / proposed design
- A-6 / Curtiss / 0 / proposed design
- A-7 / Atlantic-Fokker / 1 / first attack monoplane



Atlantic-Fokker A-7

- A-8 / Curtiss / 14 / monoplane
- A-9 / Detroit-Lockheed / 0 / proposal, none built
- A-10 / Curtiss / 1 / radial-engined A-8
- A-11 / Consolidated / 5 / development of P-30
- A-12 / Curtiss / 46 / Production A-10
- A-13 / Northrop / 1 / derivative of Gamma
- A-14 / Curtiss / 1 / first twin-engined Attack type
- A-15 / Martin / 0 / proposed attack version of B-10
- A-16 / Northrop / 1 / re-engined A-13
- A-17 / Northrop / 239 / major production variant
- A-18 / Curtiss / 13 / production version of A-14
- A-19 / Vultee / 7 / service test
- A-20 / Douglas / 9316 / major production, many variants



Stearman A-21

- A-21 / Stearman / 1 / prototype only

- A-22 / Martin / 1 / prototype only for USAAF, became Martin Maryland for export sales
- A-23 / Martin / 0 / proposed development of A-22
- A-24 / Douglas / 953 / Army use of SBD-3/4 Dauntless
- A-25 / Curtiss / 900 / Army use of SB2C-1
- A-26 / Douglas / 2450 / major production, various models
- A-27 / North American / 10 / derivative of AT-6
- A-28 / Lockheed / 502 / Hudson bomber, R-1830 engines
- A-29 / Lockheed / 800 / Hudson bomber, R-1820 engines
- A-30 / Martin / 1175 / used by Britain as Baltimore
- A-31 / Vultee / 300 / dive bomber
- A-32 / Brewster / 2 / prototype only
- A-33 / Douglas / 31 / Douglas DB-8
- A-34 / Brewster / 450 / designation for lend-lease as SB2As
- A-35 / Vultee / 930 / dive bomber
- A-36 / North American / 500 / attack version of Mustang
- A-37 / Hughes / 0 / none built
- A-38 / Beechcraft / 2 / twin-engine, 75 MM cannon
- A-39 / Fleetwings / 0 / none built
- A-40 / Curtiss / 0 / development of SB3C
- A-41 / Convair / 1 / prototype only



Convair A-41

- A-42 / Douglas / 0 / redesignated B-42, prototype only
- A-43 / Curtiss / 0 / redesignated P-87, prototype only
- A-44 / Convair / 0 / design concept
- A-45 / Martin / 0 / redesignated B-51, prototype only

Ron

*[Editor's Note: this chart should have been included with last month's ( March) article on Army Air Corps Attack Aircraft. I think that some...snow, yeah!. That's it, snow! Some snow flew in an open window, swirled around my head (I thought I was being attacked!) and I got distracted. My apologies to the author.]*

## Lifelike Decals- Supermarine Spitfire Part 3

by Floyd S. Werner, Jr. IPMS# 26266

MSRP: Approx. \$13.00

One of the latest releases from *Lifelike Decals* is designed to fit *Airfix*, *Italeri*, or *Tamiya* 1/72<sup>nd</sup> scale Spitfire Mk.Vb. Featuring four different Spitfires, *Lifelike* provides a little bit of something for everybody with this sheet.

The instructions are printed on two 8x10 sheets in full color. The front sheet contains the side profiles and identifies the pilots. On the other side is a four side stencil template with the number call out. The other sheet contains the information that *Lifelike* used to determine the markings and camouflage.

The decals themselves are gorgeous with perfect register and very thin. There are two sheets. The main sheet consists of the national markings with the code letters and fin flashes. It also has the stencils which are beautifully rendered and perfectly readable even in this small scale. The second smaller sheet contains the artwork for the personal markings.

The first aircraft is from the Eagle Squadron and depicts the aircraft of Sergeant Jack Evans. It is your typical Dark Green/Ocean Grey/ and Medium Sea Gray machine but what sets this aircraft apart is the skull and crossbones on the lower front cowlings. Very unique.

The second aircraft is another American machine flown by F/O James Montgomery out of Sicily in 1943. This is one of two "Impatient Virgin" Spitfires. The other is covered on sheet 72-024. This aircraft features nose art, pilot's name and squadron emblem. This accompanied with the Dark Earth/ Middle Stone/ Azure Blue along with white letters outlined in black make this a colorful machine. It also has the Volkes filter installed.

The third aircraft is flown by an Australian, P/O John Yarra. It is painted in untypical European colors of Dark Green and mixed greys.

The final aircraft is also another desert machine with Volkes filter. Flown by Neville Duke this machine is unique with its red spinner, light blue squadron codes and white aircraft letter. Many will find the kill markings to their liking as there are plenty.

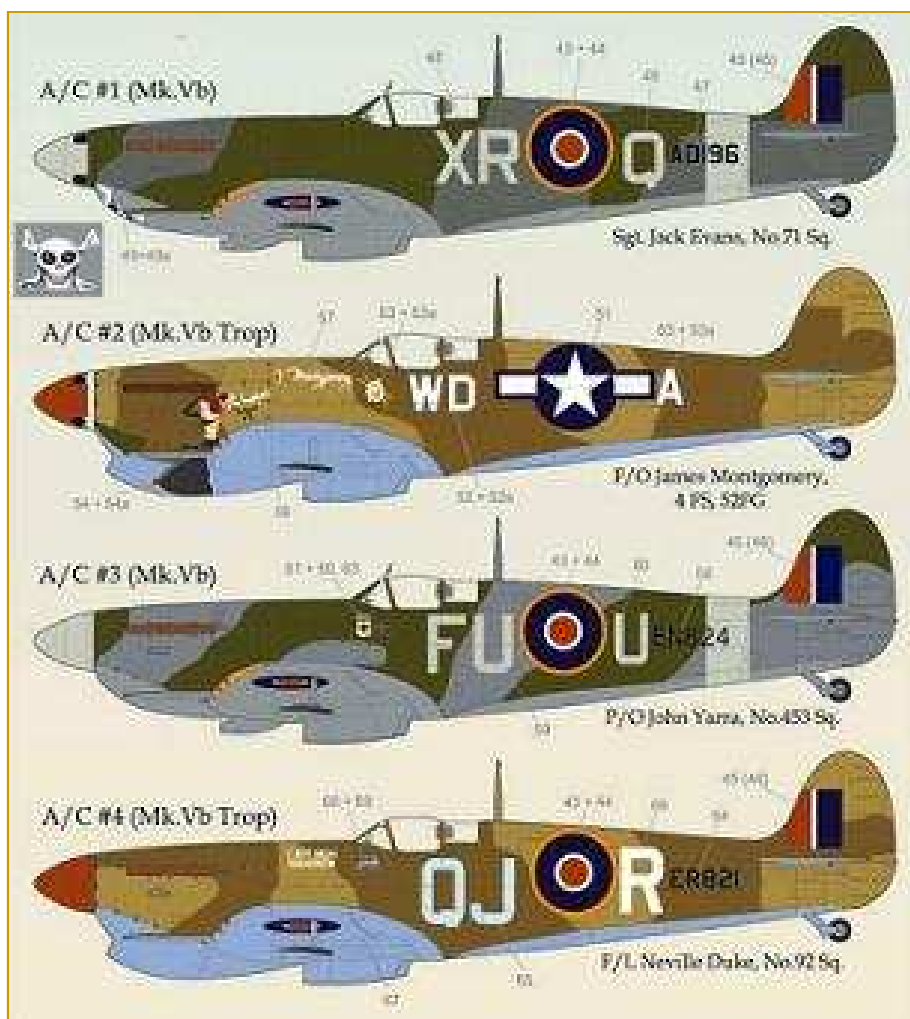
The wonderful research and perfectly printed decals make this a natural selection for even the most ardent Spitfire boffin.

Highly recommended.

Thanks to *Lifelike* for the review copy. To get your copy you will have to contact them at <http://www16.ocn.ne.jp/~lifelike/>.

Let them know that I sent you.

Floyd







Fokker D.VII

In addition to flyable aircraft the museum possesses a large collection of aircraft engines and a

As well as aircraft, the fly-ins usually include a group of WWI re-enactors who establish a small field camp. There are rides in/on the museums WWI vehicles and there are usually numerous antique cars visiting.

number of additional aircraft frames/fuselages, as well as a number of WWI motor vehicles and motor cycles.



Fokker DR.I



1941 Meyers OTW Trainer



Blériot XI (replica)



Rearwin 7000

The Museum holds two "fly-ins" a year, generally the second weekends of May and November. However, dates are variable so check at least a couple of weeks prior to the theoretical dates.



Pietepol Sky Scout (replica)



Luscombe 8A

The most recent event include a large contingent of Ford Model T's; though my favorite was the Packard Straight 8.



The museum hosts radio-controlled aircraft days and rocket firing days. There are also opportunities for volunteering to work on the museum's aircraft and vehicles.

To find out more about these programs and opportunities the museum's website is : [pioneerflightmuseum.org](http://pioneerflightmuseum.org)

*Dennis*



"I always thought the expression was when pigs fly... not ride!"



Packard Straight 8



*All photos courtesy of Dennis Price.*

*Editor's note: The next Pioneer Flight Museum AirFair is scheduled for Saturday, May 11, 2013. The Museum is located at the Olde Kingsbury Aerodrome in Kingsbury, Texas. ]*



## Lifelike Decals- Supermarine Spitfire Part 4 by Floyd S. Werner, Jr. IPMS# 26266

MSRP: Approx \$13.00

This sheet from *Lifelike* is designed to be used on either the 1/72<sup>nd</sup> scale *Airfix*, *Italeri*, *Revell*, *Tamiya* Spitfire Mk.Vb and the Heller Spitfire Mk. XVI using the rounded wing tips. The paint schemes are quite distinctive and unique. The various color schemes are from WWII and modern day.

The instructions are printed on two 8x10 sheets. The front has the profile views and the pilot's name. The backside of this page has the stencils callout for the Spitfire. The other sheet includes the profile view of the four aircraft and the history and color callouts. One of the things I like about *Lifelike* is that they provide you the information that they used to make the color determination. You can either agree or disagree but you at least have the information.

The decals are printed in perfect register and suitably thin. There are two sheets of decals. The largest of them contains all the information with the exception of the nose art and white backing pieces. The other smaller sheet contains personal markings with the full color markings of the "Impatient Virgin" and the Bader emblem.

The first aircraft is one used by Air Chief Marshall Sir James Robb in a darker blue than the one on 72.006. The overall dark blue color makes this one quite unique and the size of the model will make this model stand out on the contest table.


The second aircraft is the personal mount of Douglas Bader. Initially thought to be a Mk.Va but it was in fact an Mk. II. This is the aircraft that he collided with a 109 and became a prisoner of war. A very historically important aircraft and the dark green and earth brown camouflage is typical for the period. Of course, he has the boot kicking Hitler over a symbol of Europe.

The third aircraft comes with stars and bars and nose art. The "Impatient Virgin" is the second aircraft of F/O Montgomery. This one features a beautiful pinup. The first "Impatient Virgin" is on sheet 72-023. The other neat thing is the way *Lifelike* has the two different toned blues on the

US insignia where the red was over painted by the insignia blue. The markings are slightly discolored adding visual interest. As if the Dark Earth and Middle Stone paint scheme wasn't enough.

The final aircraft represents a Spitfire Mk. VVI as flown since 1997 by BAC Aviation. It is quite colorful with a silver overall with red stripes on the fuselage and wings and black codes.

The wonderful research and perfectly printed decals make this a natural selection for even the most ardent Spitfire boffin. Having the ability to use it on at least two aircraft minus the extra stencils (You'll have to use the kit stencils) makes this a good value for the modeler.



Highly recommended

Thanks to *Lifelike* for the review copy. To get your copy you will have to contact them at <http://www.l6.ocn.ne.jp/~lifelike/>.

Let them know that I sent you.

Floyd





### Quarterly Model Contest Results by Ben Morton

**A** SMS hosts four club model contests throughout the year. These contest are held on the third month of each quarter.

At the March meetings of ASMS our first contest of 2013 was held. This most recent contest saw a respectable showing from a number of members. From an egg plane to a paper model the contest exhibited the gamut of what our hobby has to offer. Several new members brought kits that they had done, as well.

Thanks to all for participating and especially to our contest winners.

The next quarterly contest will be at our June meeting and is an open category. You know...any type, any era. The contest in September's theme will be the 'Bondo Special'.

For those of you that might be wondering what 'Bondo Special' means let me enlighten you. When Bondo departed this plain of existence, he stipulate that his model kit stash be divvied up amongst fellow ASMS club members.

To that end, we gathered at Cindy's his home and...well divvied up his model kit stash. There was one proviso about these kits. The needed to be built not just added to *our* stash.

So, the contest in September will be of entries from that kit exchange...hence the name, 'Bondo Special'.

A hearty thanks and note of appreciation to King's Hobby Shop for sponsoring the awards at these contests. The generosity and support they give our club is very much appreciated.

*Ben*

*Photos courtesy of Milton Bell*

**Support Your Local Hobby Shop**



Showing (3rd) was Eliot Nowack's 1996 Porsche.



Mike Poole's paper model of Dresden's Frauenkirche (Church of our Lady) placed (2nd).



Winning (1st) was David Mack's 1946 (I think it's a '46) Ford Woody.

## Web At Night: Rewind

by Ben Morton

I should probably qualify my lack of expertise about what's out there on the web straight away. I'm a rather infrequent web surfer. I do have a Facebook page but often don't bother to see what 'notifications' I've gotten.

I tend to stick with the tried and true sites that hold the most interest for me.

Squadron, Sprue Brothers, and Hyperscale, I visit frequently but mostly just to see if the cool new must have kit is out yet. I prefer to use those sites as a information resource and if I really can't live without an item I purchase as much as I can from King's Hobby Shop.

There are the times when a particular kit or re-release just isn't going to be marketed in the U.S. Then its off to one of those online folks. I try to keep as much of my money in the state as I can. You know, support the local sheriff and all!

There are a couple of websites that I find most useful when I'm either getting ready to start a new project or get in a quandary about a specific detail of a kit that I'm working on. The first of these is Prime Portal ([primeportal.com](http://primeportal.com)).

Prime Portal has a fairly large collection of military photos. The photo collection is categorized by type. Aircraft, armor, ground vehicles, floaty stuff, space craft /x-planes and the odd civilian vehicle.

The site has a nice collection of walkaround files that will provide you with some detail shots of a particular aircraft, tank or vehicle. These are more often than not personnel photo collections from various contributors taken at air shows open air displays, aircraft/armor museums, depots, etc.

I find that it's a good place to go when detailing a kit to determine just how far I need to go in assuaging my OCD.

Another stop on the web for me is Aircraft Resource Center ([aircraftresourcecenter.com](http://aircraftresourcecenter.com)). This site is more of a webzine.

There is a lot of new release information on this site. From product and kit reviews to build articles there is also a collection of walkaround photos. There is a galley section for your viewing pleasure, as well.

The new product/new kit review stuff can be a bit much. Simply because there is so much of it. Who knew someone was just marketing wheel hubs for an F-86?

I visit this site when I'm beginning a new project. I like to see if someone else has built the kit I'm starting. More often than not, the builder will have detailed some of the pitfalls that may be coming my way as I progress through a given kit.

I gather the odd bit of help with a particular detail that I'm adding to a model now and again, too. A recent case in point was an article on adding static wing dischargers from fishing line.

I intend to add static wing dischargers to a kit that is currently in production on my work bench and was I was in a bit of a tizzy about how to go about that. Not so much anymore!

Ben

### Clocks Tickin', Dude!

Past time for all a y'all to help sustain your model club and pay your club dues.

Dues for ASMS are \$20.00 for an individual and \$25.00 per family. Please make your check payable to ASMS and remit to Jeff Forster at 1503 Black Cherry Drive, Cedar Park, Texas 78613 or you may bring the monies to a club meeting.



The timely payment of your dues is needed and much appreciated.

*The Staff  
and Management*

### Quarterly Contest Schedule

Our club's quarterly contest are held on the last month of each calendar quarter. Here are the remaining dates and themes for 2013.

<u>Date</u>	<u>Theme</u>
June 20	any subject/any era
September 19	Bondo Special
December 19	White Elephant



## 1/72 Hawker Hurricane Part 1 by Floyd S. Werner, Jr. IPMS # 26266

MSRP: Approx. \$13.00

Looking for something different for your small scale Hurricane? Well *Lifelike* has just what you need in their latest offering. Based on the Airfix or Hasegawa Mk I or the Academy, Airfix, Hasegawa or Revell Mk II, these decals are anything but 'normal' Hurricane livery.

The instructions are on two single sided A4 pages printed in full color. One page contains the cover and the stencil locations. The other contains the history of each machine and the plan views. The history is really neat. Often times a decal manufacturer will present you with decals and say they are the best. Well you don't know the references that were used to develop them or the history behind the pilot or aircraft.

*Lifelike* does that for you. Not only do they provide the history of both they also tell you where they drew their conclusions from. This is what sets *Lifelike* apart from the rest of the decal makers.


The decals themselves are on two sheets. The decals are printed by *Cartograf* so you know they are the best in the world. The first sheet is 4" x 5 1/2" and includes everything but the nose art. The second, smaller, sheet features the individual nose art designs and white background for them.

Both sheets are in perfect register and suitably thin. Because they are printed by *Cartograf*, you know they will react well with *Microsol* and *Solvaset*.

OK, admittedly the first aircraft is a 'plain jane' Hurricane but it has really cool markings. A Hurricane Mk. I flown

by F/L Arthur Clowes of No. 1 Squadron. This famous aircraft has the yellow jacket on the nose with a heavily chipped panel below the cockpit. Bottom line it is still a cool looking aircraft. Painted in Dark Green/ Dark Earth over Sky.

The second aircraft is a night fighting Mk II. Painted in overall flat black this aircraft features nose art which for a night fighter is very unique. Flown by S/L James MacLachlan of No. 1 Squadron. The Grey codes add a lot to this aircraft.



The third and fourth aircraft are actually the same aircraft, a Mk. II, just from different time frames.

The first rendition is "The Last of The Many". It was bought by Hawker Aircraft Company after the war where it was de-armed and raced.

The first rendition is from the 1949 and 1950 air races marked as "41" and the second as "99" is from the 1951 National Air Races.

The best thing about this aircraft is the Royal Blue color scheme with gold highlights. Beautiful markings for a brutish looking airplane.

I really enjoy the colorful options that *Lifelike*

provides. The history is an added bonus. The quality of the decals and the usefulness of the instructions makes this, and all of *Lifelike Decals*, an exceptional value.

Highly recommended. Thanks to *Lifelike* for the review copy. You can get your copy directly from them at <http://www16.ocn.ne.jp/~lifelike/>.

Let them know you heard about it here.

Floyd

## Old Rumors/New Kits 2G

Aaron Smischney, Jeff Forster, Mike Poole, Randy Bumgardenr, Rick Herrington

## Armor

Greetings armor fans and welcome to the armor curious.

Sorry about missing last month, I was knee deep in the interior of my truck sans dash. No, I wasn't looking for references on a build, P.

Ok, on with some new kits!

*Bronco* has a few new announcements. First up is a Panzer II Ausf. J. Looks like a neat little vehicle and knowing *Bronco* it will have more parts than the real thing!



For those that might want something big for your display case and are not afraid of 'wings' here is something to sink your teeth into. A DFS-230 B-1 invasion glider.



In 1/35scale the wing span measures about two feet! The kit includes an set of paratroops from by *Dragon*.

Maybe a Horsa glider is next?

Next up from *Dragon* we have a IJN Type 2 (Ka-Mi) with floats. If you missed the *Cyber-Hobby* white box version you now have a second chance. This time, with a later style pontoon.



The white box version is going for \$150.00 on EBay, so this is a welcome release for those that might wish to build one. It should be available any day now.

Looking for something different? How about this one from *Vision Models*? A Soviet BA-64-3SKh.



Now that's a neat looking vehicle. Wish I had one when I was living in Minnesota!

Those are the highlights. 'til next time!

Aaron

[Any problem caused by a tank can be solved by a tank!]

I stumbled across this the other day. My first reaction was ...Now, that's a mine plow!"

From *DEF Models* we have a USMC M1 ABV( Assault Breaching Vehicle) conversion kit in 1/35th scale.

The kit includes a robust mine plow, "MCLC" launcher (that flat panel at the rear of the 'turret') and assorted bits to convert your M1 into an ABV. The initial release also includes the appropriate styled tracks. The conversion kit retails for about \$150.00.





There are a couple of YouTube videos of the vehicle in action. One has an interview with one of the troopers about the wisdom of practice making perfect; "It's better to work with the inert stuff before going to the live stuff."

After viewing the Mine

Clearing / Line Charge going off, I couldn't agree more.

Editor

## Shipping News

Here's the latest...

In 1/700th scale from *Fujimi* we have the IJN Murasame and the IJN Yudachi. Both models are WWII era destroyers and both are include in the box.

This manufacturer is also releasing the IJN Ryuho, WW II (1944)



light aircraft

carrier. WWII Japanese light aircraft carriers were similar to U.S. 'jeep' carriers of the same era.

*PitRoad*, in this same scale, has the USN Escort Cannon and Buckley Class destroyers. This particular release has three



kits in the box. The other kit is the JMSDF DDG-173 Kongo class, an advanced Aegis Class destroyer.

Moving up the scale line, in 1/350th, is the Musashi and the Yamato. The Musashi (sister ship of the Yamato) has new tooled main mast parts, new main cannon attachments and on-deck walkways. The Yamato kit also sports the same treatments as well as newly tooled stern gun positions.

Both kits are re-releases of the original kits and both are from *Tamiya*.



From *Bronco*, we have a German Type XXIII Coastal U-boat. The kit is in 1/35th scale and *Bronco* is proud of it. The kit retails for about \$97.00.



That's it for this month. Get a kit...build it!

Rick

I just thought this was cool. In 1/350th scale, *Jasmine Models* has a full structure PE detail model U-boat.



As the company states in the press release for this kit, "no painful sanding or painting needed". How much easier can it get? [Modelwarships.com](http://Modelwarships.com) has a complete review of this release.

Editor

## Automotive

Yet another classic race car kit is due for release from our friends at *Ebbro*. This time it's the Lotus 49 in factory livery for the 1997 season. This was the very first application of the famous Ford Cosworth DFV engine that would come

to dominate Formula 1 racing for the next decade.




It's also one of the last cars campaigned before tobacco ads and wings of every description would cover up the raw beauty if these terrestrial missiles. This kit comes complete with all the decals except the tire sponsor. Look for it this month priced around \$60.

*Aoshima* is reissuing three of their classic movie car kits. This is the De Lorean from the movies starring Michael J. Fox.

I've always loved the look of the DMC. I had one years ago that I bought for a song at a car auction. Unfortunately, mine was just the standard model with a tired V-6 lump in the back seat. No flux capacitor.



The folks at *Aoshima* have improved their kits with several color photo-etch replacement parts for the interior and rear hatch box thingy's. It should be a hoot. Look for it this month at around \$30.



New this month from Revell-Monogram is a 1/25th scale version of the Rat Roadster recently created by GearZ show host Stacey David.

I'm not an expert on 'rods' but it looks to me like a lowered '32 Ford roadster with a blown 383 small block Chevy engine, Holley carburetors, aluminum heads, Mallory ignition, Sanderson headers, and wheels by Team Three. But, I no expert.

Look for this kit at around \$25.

*Mike*



### Monthly Program Schedule by Ron McCracken, Vice President

<u>Month</u>	<u>Presenter/Subject</u>
April	Milton Bell/Glues
May	Bob Bethea/Armor Weathering
June	Quarterly Contest/ open
July	Mike Poole/ Casting Parts
August	Jeff Forester/ Air Defense Missile System
September	Quarterly Contest/ Bondo Special
October	TBA
November	TBA
December	Quarterly Contest/ White Elephant

If you are interested in making a presentation at our club meetings contact Ron McCracken at:

[rmccrack@austin.rr.com](mailto:rmccrack@austin.rr.com)



## Sci-Fi/ Gruesome Figures

I've always enjoyed Science Fiction. I guess I got hooked watching Disney on Sunday evenings when I was a tad younger. They always had some cool stuff that Wernher von Braun was working on and I am still fascinated with the art work of Robert McCall.

Not so much with the gruesome figures stuff. Might have been the bad experience I had while watching the original 'Fly' movie. I think I was in the fourth grade at the time and it scared the bejeezus out of me!

With that said, I thought it might be fun to cobble together some sci-fi /movie stuff I found on the interweb.

Just in time for the release of the third Ironman movie come two figures from *Dragon*. They are both in 1/9th scale and depict Ironman 3, XLII and Ironman 3, War Machine. New movie, new suits, I guess?



I stumbled across this next kit while just looking for some new stuff. *Masterpiece Models* has a multimedia kit of the



Time Machine from the original movie. It is being promoted as a Nah Ming Chang model. Nah Ming Chang was a old school Hollywood model maker. In 1/12th scale,

the kit is remarkably detailed. They're proud of it, too... \$130.

One of *my* favorite movie characters is Wak from 'The Explorers' movie from the late 80's starring Ethan Hawke and River Phoenix. The \$179.00 resin kit includes Wak's backpack, microphone and neck rings.

"Rock and Roll is here to stay!"



*MPC* is re-issuing the 1979 kit of the Alien figure in 1/25th scale. Some of H.R. Giger's best work.

*AMT* has some Star Trek stuff (what are the odds) out now. The one that caught my eye is a 1/2500th scale Star Trek Cadet Series: TOS (the original series) Ship Set.



This is the same one I remember from back in the day with the Enterprise, Klingon Battle Cruiser and the Romulan Bird of Prey. The battle cruiser and bird of prey have been newly retooled.

I know I may be admonished for this but there is an awful lot of math (effort needed) involved with keeping track of the Star Trek releases: Original series, the movie versions, Next Generation, Deep Dish Nine, etc. Whatever you do, *don't* confuse 'Galaxy Quest' with 'Star Trek'.

Keeping with our original theme of cool space stuff from the 60's is the re-release of an *MPC* kit. This is a 1/100th scale NASA Pilgrim Observer Space Station.



It was envisioned as a nuclear powered, inter-planetary space station, ferrying a crew of 12 to distant points in the vast, unknown universe.

*Editor*

[Useless fact: The voice of Wak was done by Robert Picardo, who also played the holographic doctor in Star Trek -Voyager.]



In the latest issue of...

## IPMS/USA Journal

January/February  
Volume 25, Issue 1

- **Getting Going on a Big Boeing** - The AMT EC-135 and the Lessons in Teaches in Building Large Aircraft, by Richard C. Engar
- **Focus Stacking** - Bringing clarity to your model photography, by Dan Thompson
- **Apollo Program** - Recreating the giant leaps of the manned lunar landings, by Pete Malaguti
- **Krokodil!** - Building the fictional E-100 Jagdpanzer from the New Connection conversion, by David Bridges
- **McLaren in the Buff** - The thrill of building - but not painting - James' Hunt's 1976 Formula 1 ride, by Jonathan Silverthorn
- **Super-sized Stinger** - The Scorpion's Mechanical Steed, Scratchbuilt in 1:72 Scale, by Dan Thompson

## Join IPMS/USA!

IPMS/USA is an organization dedicated to the fun of Scale Modeling. Started by Jim Sage of Dallas, Texas in 1964, there are now IPMS branches all over the world.

As part of your IPMS/USA membership, you will receive **The IPMS Journal** six times a year. In it you will find stories of interest on subjects such as aircraft, armor, automotive, ships, and figures. You will also find listings of IPMS contests and swap meets, hints and tips, and reviews. Membership also qualifies you to participate in IPMS/USA sanctioned Regional Contests, as well as our world-famous National Convention, held each summer. As a member, you'll also be able to access our online **Member's Forum** where a wide variety of society and modeling topics are discussed. In addition, many hobby shops around the country offer discounts to IPMS/USA members.

To join IPMS/USA, simply use the form below or go to [www.ipmsusa.org](http://www.ipmsusa.org) and click **Join IPMS/USA!**

For any questions or problems regarding your membership application or renewal, please contact the IPMS/USA Officer Manager, Ms. M.J. Kinney [manager@ipmsusa.org](mailto:manager@ipmsusa.org).

## IPMS/USA NEW MEMBER APPLICATION

IPMS No.: \_\_\_\_\_ Name: \_\_\_\_\_  
(leave blank) FIRST M. LAST  
Address: \_\_\_\_\_  
City: \_\_\_\_\_ State: \_\_\_\_\_ Zip: \_\_\_\_\_  
Phone: \_\_\_\_\_ email: \_\_\_\_\_  
VISA/MasterCard \_\_\_\_\_ Account # \_\_\_\_\_ - \_\_\_\_\_ - \_\_\_\_\_  
Exp. Date: \_\_\_\_\_

Signature: \_\_\_\_\_

- ☐ Adult: \$25 ☐ Junior (17 years old or younger): \$12 DOB: \_\_\_\_\_  
☐ Canada & Mexico: \$30 ☐ Other Foreign: \$32 ☐ Foreign Air Mail: \$55  
☐ Family (Adult dues + \$5, one set magazines, # of membership cards required: \_\_\_\_\_)  
☐ If recommended by an IPMS member,  
list his/her name and member number \_\_\_\_\_ (name) \_\_\_\_\_ (IPMS#)

IPMS/USA

Check out our web page: [www.ipmsusa.org](http://www.ipmsusa.org)

P.O. Box: 2475

North Canton, OH 44720-0475





Austin Scale Modelers Society  
c/o 1228 W. San Antonio Street  
San Marcos, Texas 78666

[www.austinsms.org](http://www.austinsms.org)

Next Meeting:  
**April 18, 2013**  
at  
**Austin Old Quarry Library**  
(7051 Village Center Drive)  
**7PM to 8:45PM**  
  
**Program: Glues by Milton Bell**



**Newsletter  
articles needed.**

**Any size, shape  
or subject.**

**Submit your articles to:**  
[\*\*benmorton@grandecom.net\*\*](mailto:benmorton@grandecom.net)

**Assistance is available.**

**( Don't make me send Deputy Fife over there! )**