

ASMS

SPRUE EXAMINER



KOTARE

Capital Classic 2023 :
an after action report.



1/32

Supermarine Type 300 Spitfire Mk.Ia (Mid Production)

Spitfire Mk.Ia (Mid)

High Quality Scale Model Kitset (assembly required)

Plastic Parts = 117 • Length = 28.5cm • Width = 35cm

Dave Edgerly builds Kotare's 1/32 Spitfire Mk.I1 (Mid)

austinsms.com



October 2023

What's UP? Old Rumors & New Kits Tracked Topics

News • Articles • Features • Opinions • Advice •

CONTENTS

Page 3 The President's Soapbox

Page 4 House Cleaning

Page 5 Dave Edgely builds Kotare's 1/32 Spitfire Mk 1

Page 11 Capital Classic 2023 by Rick Herrington

Page 30 What's Up Wid You?

Page 35 Old Rumors and New Kits:

Page 35 New and In View by Ron McCracken

Page 40 Shipping News - by Rick Herrington

Page 46 Tracked Topics by Panzer Lehr

ASMS Officers & Chairpersons

Tim Robb - President; president@austinsms.org

Ron McCracken - Vice-President; vicepresident@austinsms.org

Aaron Smischney - Finance Minister; treasurer@austinsms.org

Vince Hutson - Secretary; secretary@austinsms.org

Rick Herrington - Newsletter Editor; editor@austinsms.org

Show Coordinator; showcoordinator@austinsms.org

Mike Gilsbach - Webmaster; webmaster@austinsms.org

Ben Morton - IPMS/USA Coordinator; chaptercontact@austinsms.org



www.austinsms.org

Austin Scale Modelers Society (ASMS) is a chartered chapter of International Plastic Modelers Society (IPMS/USA). ASMS meets on the third Thursday of each month. Annual dues for full membership are \$25/individual or \$30/family. The views expressed in this newsletter are those of the authors. It is intended for educational purposes only.

ASMS does not endorse the contents of any article.

Our Sponsors

Phil Brandt (in memorium)
 Eric Choy Angela Forster
 Jeff Forster Russ Holm
 Rick Willaman Jack Johnston
 Mike Krizan Rick Herrington
 Dragon's Lair comics and fantasy



www.austinararmorbuilders.com



www.kingshobbyshop.com



www.wmbros.com



www.ctsms.org

IPMS/USA Support the Troops Initiative

The IPMS/USA initiative was established to provide model kits, supplies and reference materials to our servicemen and women serving in combat zones, recovering in hospitals, and rehabilitating in specialized facilities. The program is expanding into other areas as well. Some local programs take place in USO facilities, some are centered around active duty personnel and are scattered across the country. The IPMS/USA Support The Troops program is still going full-tilt. The national program director is Jon Emery. Jon is accepting any and all contributions and is sharing them with all of the active programs around the country.

www.models4troops@gmail.com

PRESIDENT'S SOAPBOX

BY TIM ROBB



Happy October ASMS.

Thank you, thank you, thank you, to all who worked so diligently to put on the 2023 Capitol Classic. I have received almost two dozen messages thanking us for a good show!

Well done team.

This meeting is a MUST attend -- I have proofs and order forms ready to go for our commemorative ASMS 50 Years club shirts.

These are high quality shirts with embroidered artwork, choice of styles and colors. Please attend this meeting if at all possible and bring a model for show 'n tell.

Go Build a Model!

Tim





HOUSE CLEANING



ASMS MEETING

**Third Thursday each month
6:30 pm - 8:45 pm
at Mr. Tramp's Sports Pub
8565 Research Blvd
Austin, TX 78758**

No Reservations Neccessary!

ASMS Club Dues Are Due!

Annual ASMS club dues are \$25.00/individual
or \$30.00/family.

You may bring your dues to a club meeting or remit
same to ASMS, 1928 Dragonfly Loop, Bastrop, TX
78602.



Events

Build and Bull Sessions

SOUTH: Sessions are scheduled for the second Saturday of every month, starting at 10am at Lionheart Hobby in Kyle, in Suite 110. (This is the fulfillment center 7 doors west of the hobby shop)

NORTH: Sessions are scheduled for the fourth Saturday of every month, starting at 10am at Dragon's Lair Comics & Fantasy.

Club Quarterly Contests



Monthly Meeting Presentations:

KOTARE 1/32 SPITFIRE Mk.1A "BRIAN LANE"

BUILDING EXPERIENCE: DAVE EDGERLY



First off, I am a lover of the early Supermarine Spitfires. That began at a very young age. My father gave me a carved wooden Spit that he built during WWII. All young boys at that time were encouraged to carve aircraft models for ID purposes. He did several German, Japanese, American and British. I just thought that the Spitfire was the most beautiful airplane. I was hooked and wish that I still had it. It was in my grandparents' house when it was sold while I was stationed overseas. Sigh.

On to impressions of this kit There are many reviews and opinions on the Kotare offerings. All have valid opinions. Some I disagree and some I agree with.


There was one build review that I didn't agree with at all. The reviewer was building a commission and hadn't done any research on the company and its engineering philosophy. Those who don't know that this team is the same as the Wing Nut Wings will be in for a bit of a surprise. He had quite an issue with fit not realizing that the tolerances were very tight and paint on the mating surfaces cause difficulties. So, if you've never built a WNW Great War subject, be advised that mating surfaces MUST be clear of paint.

OK. Enough ramblings.

This kit is of the early Mk. 1a and includes a lovely figure of Squadron Leader Brian Lane and a set of resin exhausts,

First up in the cockpit. Wow! IMHO it blows the socks off the Tamiya Mk IX series. Most of the parts in the kit are for the cockpit. I had a few minor issues only. Didn't like the molded Sutton harness option and some of the tiny decals for the instrument panel being white were beyond my lousy vision. (Even with the Optivisor) Using an aftermarket set is not necessary in the least.





I opted for the HGW fabric set. Got the wrong one first and it's sitting in the spares box. The correct one was beautiful if remarkably tedious. I recommend leaving the PE parts attached to their fret and looping the fabric through. They sure look good when done.

Follow the steps in order and it works. Deviation can lead to issues. Hmm, how do I know this? I broke the push-pull rods for the rudder control by figuring I could install when I wanted to do so.

Side walls and bulkheads all snug right into place The fuselage assembly is easy and the fit is, again, superb.

I do agree that the rivet detail on the fuselage is a bit too prominent but a little sanding of them scales them better to me

The wings need a bit of modification to meet the Mk. 1a early configuration. The instructions are clear on this. I did a lot of test fitting the wheel wells and landing gear before gluing the wing uppers and lower together.

The instructions show where to trim the LG legs so that they'll fit into their slots. They mean it. The end result is perfect LG alignment



Make sure that you attach the wing fillets as instructed or you'll fight with the wing attachment. The build reviewer who I watched did not follow the steps and had to disassemble his. No disassembly.

The only place I used any filler was where the wing met the underbelly. Vallejo Plastic Putty did the job. Assembly is pretty much done.

So now it's time for painting the airframe. This particular aircraft was pretty new so not much weathering was planned. The real thing flew Dunkirk and Battle of Britain missions and photos of her in the instruction show a fairly clean plane, The underbelly was field applied mix of either Sky Type S of light blue. This was over the Half Black/Half White scheme. There were no stencils evident here. The wheel wells and inner portion of the gear doors were still in their respective black or white.

I paint a little Alclad II aluminum on the trailing edge of the port wing. After a coat of grey primer, of course. Did some grimy black pre-shading and applied my idea of the blue belly. It kinda came out more robin egg blue but I like it and it sits on my shelf. The Dark Earth and Dark Green are Model Air items that appear sort of dark to me but apparently, there was a fair number of variations to these 2 colors in practice. I attacked the trailing edge with a tooth pick to reveal the bare aluminum chipping.



Clear coat, decals and semi matte sealer.

Final assembly added clear parts, prop, pitot tub, antenna and wire.

The last item was my feeble attempt at the figure. Apologies to all figure painters.

It is a very good kit. I'd say it's the best early Spit in any scale on the market and I went and ordered them all.



Capital Classic 2023

Fun at ASMS's annual show by Rick Herrington




Another Capital Classic has just happened. Last Saturday 10/07/2023 the show was held at the Travis County Expo Center. But wait you say, didn't we just have IPMS Nationals in San Marcos and the Armor Modeling Preservation Society's show in Georgetown? Yes to all of those and yes there might have been some contest fatigue at this point because the show was a little smaller than it normally is. Although being smaller than it normally is the quality of modeling was still super. The photos accompanying this article are the editor's





Although the show was a bit light on one of our staples - aircraft- the car models helped fill the gaps in.





There were 405 total model entries and as I mentioned before the quality of the work was superb.







Gunpla was well represented this year with 31 entries.








Best Gundam model.




The award tables.






Charlie Hauptriefs DKM battleship took Best Ship and Best Kriegsmarine subject.





Mike Malone's large scale super detailed Sturmgeschütz 3.






Best Science Fiction subject. The X-wing was in 1/24 scale.



Nazis on Mars. I thought this was a really imaginative peice.



The theme of this year's show was "Broke Down and Busted". There were a couple of outstanding entries that qualified for the theme award. The first was a diorama of a rusted out beached ship.



The second was Matthew Brown's super detailed Razorcrest from the Mandalorian series. Matthew depicted a scene from the series when the ship as it was being raised from the water. Matthew super detailed the Razorcrest with a dedicated photo etch set.



Congratulations to all those who competed and won and thanks to everyone who shared their work in this years Capital Classic.

What's Up wid You?

ASMS/Bill Delk sponsors an on-line ZOOM meeting with whoever wants to join us to talk about models and life. It happens almost every Sunday at 4:00.

Contact Bill Delk to have him send you a link to be able to get into the meeting.

Everyone is welcome.

Bill Delk`s e-mail address
Falconfyredeuce@gmail.com.



Lots of models at the meeting this month, Gundam, Aircraft and ships. This month there was a regular competition and a Bondo competition

Let's do the Bondo contest first Bill Delk's entry was a Hasegawa E-2C Hawkeye in 1/72 scale.



Tim Robb entered a Monogram F84F in 1/48th scale. Unfortunately I did not get a picture of his entry.

Ron McCracken brought in his 1/72 scale XB-42 which came in first in the contest.



Brandon Wood entered an Emhar 1/72 F3H. Brandon added an Airwaves photo etch set and various decals.



Rick Herrington brought in a 1/72 ME-P1099. This was one of Milton Bell's started kits that Rick finished. The kit was missing an instrument panel, a nose 20mm gun and decals which Rick obtained from his spare decals box.



Moving on to the regular model contest Charlie Hauptrief brought in his Trumpeter 1/350 DKM M-class battleship. Charlie added photo etch and a wooden deck to the kit.



Joe Friedman brought in 1/72 aircraft including an Macchi MC200, a Macchi MC202 and a Spitfire.



Charlie also brought in a Kagero class IJN destroyer.





Charlie Hauptrief also shared his Tamiya 1/48 Arado-196.



Jackson Hunter shared several projects with the group.




Pete Dasso shared his first ship kit build with the group. Pete did an excellent job of building Tamiya's IJN Kagero.



David Foster shared his in progress 1/350 Heian Maru sub tender diorama.



Seth brought in a 1/144 HG Bandai Zowort Heavy on Tickbalang. It is in progress.



The meeting had an unexpected benefit for members. Milton Bell's collection of started and unstarted kits were distributed to the members free.



Dave Edgerly also sent in an update on his alien scout vignette.



Douglas Brown has been working on a 1/144 Revell White Knight Two kit.



Finally Gene Myers who has just returned from several months in Germany took first place in the monthly model contest with his 1/32 Heinkel 219.



Old Rumors and New Kits

New and In View Aircraft by Ron McCracken

October has a number of interesting new-tool offerings coming out in the larger scales, and as usual Hasegawa and Eduard are dominating the re-pop category.

1/32nd Scale:

Trumpeter is re-releasing their TBD-1 as TBD-1A Devastator. This is the floatplane variant, with new parts for the floats.





Zoukei-Mura is releasing a new-tool Fw 190A-4.



1/35th Scale:

Takom is re-releasing their AH-64 as an AH-64E Apache Block II Late version with two crew members included along with other new parts.



1/48th Scale:

Airfix has announced a new-tool Gannet AS.1/AS.4.



1:48 FAIREY GANNET AS.1/AS.4

Eduard has re-released their F4F-3 in a Weekend edition kit featuring pre-war markings. Remember, the Weekend Edition kits lack the photo-etch, masks, etc.



Eduard has re-released their Su-25K in a "Hrabe" Limited edition.



Eduard has re-released their Z-526 Trener Master in a Profipack edition with new decals and parts for both the Z-526F and Z-526M variants.



HobbyBoss has released a new-tool MiG-29K.



Meng Model has announced a new-tool J-20 Stealth Fighter.



1/72nd Scale:

Eduard has re-released their L-39 Albatross in a Dual Combo edition. The kit offers the possibility to build Albatros L-39C, L-39ZA and L-39 ZO versions of Czechoslovak, Czech and foreign users.



Eduard has re-released their S-199 Bubble Canopy kit in a Weekend Edition.

eduard**WEEKEND**
edition**Avia S-199** bubble canopyscale **1/72**

Hasegawa has re-released their F-15DJ in Aggressor Digital Camouflage.



PHOTO : MASAFUMI SHUMOTO

LIMITED
EDITION**F-15DJ EAGLE™**
AGGRESSOR DIGITAL CAMOUFLAGE**Hasegawa**

Hasegawa has re-released their F-4EJ Kai Phantom II in '306 SQ No 379' markings.



Hasegawa has re-released their Mitsubishi Ki51 Type 99 Assault/Tactical Recon. Plane (Sonia) with an included Starter Truck.



1/144th Scale:

Hasegawa has re-released their YS-11 as a YS-11EL ELINT bird.



1/200th Scale:

Hasegawa has re-released their Boeing 767 kit as a 767-300 w/winglet in B767 40th Anniversary markings.



So there you have it! Several new-tool offerings and a bunch of revisits of oldies-but-goodies.

Happy Modeling!

Shipping News

by Rick Herrington

Ahoy mates! Lots to get to this month so let's get to it with 1/700 scale. First up is Trumpeter with a new-tool USN Missouri.



Trumpeter also has a British cruiser HMS Colombo.



Fujimi has a full hull IJN carrier Hiyo for us.




2枚のランナーを
嵌合させる。



接着位置合わせ済みの
部品に流し込み
接着剤を流す。



完成！



丙パーツ (防弾板 / 弾薬箱)
も付属！

Pit Road has an IJN tanker ship Shioya.



Next from Pit Road is the Japanese destroyer Fuyuzuki.



Next from Pit Road is the IJN Ayanami.



Pit Road also has Yukikaze and a Yunagi for us.



Last from Pit Road is the modern JMSDF Mogami



Only one release in 1/350 scale this month and it's from Pig Model. The release is a Norwegian Skjold Class Corvette.



NAVY SERIES

N72044

detailed set
contains resin,
3D printed and
photo-etched parts

detailní set
obsahující resinové,
3D tištěné a leptané
kovové díly

Special
Hobby

1/72

PT Boat Weapon Set No.6
- Bofors 40mm AA/AS Gun

Set for Hasegawa kit

US NAVY
40MM QUAD BOFORS
1/35 AA GUN MOUNT
 美国海军40mm四联装博福斯
 「アメリカ海軍 40mm 四連ボフォース」

1/35 NAVY WEAPON SERIES
 ■READY TO ASSEMBLE PRECISION MODEL KIT
 ■MODEL MAY VARY IN SIZE RANGE ON BOX
 ■MATCHES SCALE FORMERLY FOR HOBBS/STEELE AGE 14 AND ABOVE, THOUGH NOT A COPY
 ■MATERIAL AND PAINT NOT INCLUDED

Shindai


Last in the column is Beaver Corporation's 1/72 Akagi flight deck. Unlike Border Model's previous release this one comes with the futons they placed around the bridge to protect from shrapnel.



IJN Aircraft Carrier Akagi Island and Flight Deck Pearl Harbor Attack 1941

日本海軍 航空母艦 赤城 艦橋と飛行甲板
1941年 真珠湾攻撃

1/72 SCALE
BELT72002



Design Supported
by




IJN Aircraft Carrier Akagi Island and Flight Deck Pearl Harbor Attack 1941

日本海軍 航空母艦 赤城 艦橋と飛行甲板

1941年 真珠湾攻撃

1/72 SCALE

BELT72002

Design Supported
by

初回限定

日本海軍将官フィギュア
IJN Officer Figure
1/16 SCALE



BELT72002

Figure included

初回限定

日本海軍将官フィギュア
IJN Officer Figure
1/16 SCALE



Figures Sculpted
by
JASON



That's all the wind in the sails for this month. Go build a model!

Tracked Topics

By Panzer Lehr

Howdy tread heads! It's a good month to be an armor modeler. You might want to be brushing the dust off those Merkava and M113 models in your stash due to what's going on in the Middle East.

Only one release (re-) in 1/72nd scale. DML has an M1A2 Sep V2 for us..

M1A2 SEP V2

Newly tooled



1:72
ARMOR
PRO




Photo Copyright of Gordon Arthur

Moving on to 1/35th scale Magic Factory is up first with a MRZR D4 ultralight.



MAGIC
FACTORY

MAGIC
FACTORY



The MRZR is an ultra light vehicle use by the US Marines and Special Forces. This looks like it would be a fun build.

MiniArt is releasing another T-34 85.



Pit Road is releasing a Type 97 Japanese motorcycle with side car.



I Love Kits is releasing a C-Ram Phalanx.



DML is re-releasing their Panther D in a Kursk anniversary edition.



DML is also releasing a PzKpfw 4 Ausf F



On to a shelf buster from Soar Art in the form of a railway gun Dora in 1/35th scale.

DORA 1/35 SCALE
RAILWAY GUN MODEL KIT
The biggest gun of all times, now available in kit form in 1/35 scale. Over 3,000 parts.

PREMIUM EDITION
INCLUDING PHOTOETCHED AND ALUMINUM RAIL

Designed and Manufactured by
SOAR ART
WORKSHOP

Tel: (852) 3499 5331 Fax: (852) 3499 7331
Email: info@soarart.com Website: www.soarart.com
Address: Flat A, 4/F, Clee Industrial Building, 77-81
Chai Wan Kok Street, Tsim Wan, N.T., Hong Kong

METAL 金屬部隊
THINGS CREATOR

Takom is releasing a Porsche turret Tiger 2 with a 105mm gun.



Takom is releasing a follow up to their not so successful Weasel kit. The original has really gotten blistered for fit problems on Youtube.



Tamiya is releasing an M1A1 in Ukrainian markings. Looks like they just added a new decal sheet to the kit.



Trumpeter is releasing an up gunned MTLB with a pair of ZSU-23 guns on it.



Trumpeter is also releasing an Object 490A.



Last in 1/35th scale Academy is releasing an IDF M113 Zelda. This is a timely release cosidering what's going on with sreal and Hamas.




拼装完成后效果

实际效果视个人制作水平而异



1/16th scale fans are not going to be left out this month. Atak Model is producing some concrete armor for your Stug 3.



Last in the column in 1/16th scale Das Werk/Takom is releasing a Sdkfz 234 Puma.



That's it for this month. Until next go grab a kit out of your stash and build it!

Japanese battleship



IPMS USA is soliciting articles. We've got some great modeller's in this area and you can help the mother organization to flourish by submitting an article to the Journal.



ARTICLES WANTED!

WE WANT TO KNOW WHAT YOU ARE BUILDING

Maybe you build cars.
Or jets. Or figures. Or tanks.
Maybe you slap em' together.
Maybe you count every rivet.

How did you built it?
What makes this particular subject interesting?
Do you have any special tricks?

Any IPMS USA member can submit an article on any modeling related topic to the IPMS USA Journal
The standard word count is 3000 and it should be well documented with high resolution photos
Send inquires to: ipms-q@ipmsusa.org



King's Hobby

Modeling With You
Since 1973

Something for Everyone!

7801 N. Lamar Blvd., Ste B169,
Austin, TX 78753
(512) 836-7388



kinginfo@kingshobbyshop.com

<http://www.kingshobbyshop.com>



Join International Plastic Modeler's Society / USA

IPMS/USA is dedicated to the hobby (and fun) of Scale Modeling. It was started by Jim Sage, of Dallas, Texas, in 1964. There are now branches of IPMS all over the world. Our Local Regions and Chapters sponsor Model shows and contests every year, but you needn't be a member to visit the shows or attend the club meetings!

With IPMS/USA Membership, you will receive the outstanding IPMS/USA Journal six times a year - it includes features on all modeling subjects such as aircraft, armor, automotive, ships, figures - you name it! You will also find listings of IPMS contests, swap meets, hints and tips, and reviews. Membership also qualifies you to participate in IPMS/USA sanctioned contests, and particularly in our World-famous National Convention, held each summer. As a member, you'll also be able to access our online Discussion Board, where a wide variety of modeling topics are discussed, and enjoy interaction with other serious modelers for help with questions about modeling techniques or the Society in general. Many Hobby Shops and Model Vendors around the USA offer discounts to IPMS/USA Members.

Visit us at: <http://www.ipmsusa.org/>
Join up online at: <http://www.shopipmsusa.org/category-s/100.htm>

For any questions or problems with your membership application/renewal, please contact the IPMS/USA Officer Manager at manager@ipmsusa.org

International Plastic Modelers' Society/USA

Membership Application / Renewal Form

New ☐ Renewal ☐ IPMS#: _____

Name: _____

Address: _____

City: _____ State: _____ Zip Code: _____

Phone: _____ E-Mail: _____

Chapter Affiliation, if any: _____

Junior (17 years or younger) ☐ \$17.00 Date of Birth _____

Adult One year ☐ \$30.00

Two years ☐ \$58.00

Three years ☐ \$86.00

Canada & Mexico ☐ \$35.00

Foreign Surface ☐ \$38.00

Family ☐ Adult fee + \$5.00

of cards? _____

Your Signature: _____

If recommended by an IPMS member, please provide his/her:

Name: _____ IPMS #: _____

PAYMENT OPTIONS:

Cash ☐ Amount: _____

Check ☐ Check #: _____ Amount: _____

Where did you hear about IPMS/USA? Please check all that apply:

☐ Local model club

☐ Friend

☐ Ad in IPMS Journal

☐ Facebook

☐ Ad in other magazine

☐ Internet search

☐ IPMS web site

☐ I'm a former member rejoining

☐ Other _____


Applications should be printed and mailed to:

IPMS/USA

P.O. Box 1411

Riverview, FL 33568-1411

LIONHEART — H O B B Y —



5500 Jack C Hays Trail, Kyle, Texas 78640,

(512) 504-3404

10:00 am – 06:00 pm



VERTEX *CAR MAKE* **FD3S RX-7**



リ★チャンドカ 09





**Austin's premier source for
comics and gaming.**



2438 W. Anderson Ln,

Suite B-1

Austin, TX 78757