

# ASMS

# SPRUE EXAMINER



ASMS visits the Wings and Wheels Fly In  
by Tim Robb



## A Tale of Two 26's

by Rick Herrington

austinsms.com



May 2023

*What's UP? Old Rumors & New Kits Tracked Topics*

News • Articles • Features • Opinions • Advice •

# CONTENTS

Page 3 The President's Soapbox

Page 4 House Cleaning

Page 5 A Tale of Two 26's by Rick Herrington

Page 10 Wings and Wheels Fly In 2023 by Tim Robb

Page 12 Come and Make it

Page 14 What's Up Wid You?

Page 20 Old Rumors and New Kits:

Page 20 New and In View by Ron McCracken

Page 25 Shipping News - by Rick Herrington

Page 29 Tracked Topics by Panzer Lehr

## ASMS Officers & Chairpersons

Tim Robb - President; [president@austinsms.org](mailto:president@austinsms.org)

Ron McCracken - Vice-President; [vicepresident@austinsms.org](mailto:vicepresident@austinsms.org)

Aaron Smischney - Finance Minister; [treasurer@austinsms.org](mailto:treasurer@austinsms.org)

Vince Hutson - Secretary; [secretary@austinsms.org](mailto:secretary@austinsms.org)

Rick Herrington - Newsletter Editor; [editor@austinsms.org](mailto:editor@austinsms.org)

Show Coordinator; [showcoordinator@austinsms.org](mailto:showcoordinator@austinsms.org)

Mike Gilsbach - Webmaster; [webmaster@austinsms.org](mailto:webmaster@austinsms.org)

Ben Morton - IPMS/USA Coordinator; [chaptercontact@austinsms.org](mailto:chaptercontact@austinsms.org)



[www.austinsms.org](http://www.austinsms.org)

Austin Scale Modelers Society (ASMS) is a chartered chapter of International Plastic Modelers Society (IPMS/USA). ASMS meets on the third Thursday of each month. Annual dues for full membership are \$25/individual or \$30/family. The views expressed in this newsletter are those of the authors. It is intended for educational purposes only.

ASMS does not endorse the contents of any article.

## Our Sponsors

Phil Brandt (in memorium)  
 Eric Choy      Angela Forster  
 Jeff Forster      Russ Holm  
 Rick Willaman      Jack Johnston  
 Mike Krizan      Rick Herrington  
 Dragon's Lair comics and fantasy



[www.austinarmorbuilders.com](http://www.austinarmorbuilders.com)



[www.kingshobbyshop.com](http://www.kingshobbyshop.com)



[www.wmbros.com](http://www.wmbros.com)



[www.ctsms.org](http://www.ctsms.org)

## IPMS/USA Support the Troops Initiative

The IPMS/USA initiative was established to provide model kits, supplies and reference materials to our servicemen and women serving in combat zones, recovering in hospitals, and rehabilitating in specialized facilities. The program is expanding into other areas as well. Some local programs take place in USO facilities, some are centered around active duty personnel and are scattered across the country. The IPMS/USA Support The Troops program is still going full-tilt. The national program director is Jon Emery. Jon is accepting any and all contributions and is sharing them with all of the active programs around the country.

[www.models4troops@gmail.com](mailto:www.models4troops@gmail.com)

# PRESIDENT'S SOAPBOX

BY TIM ROBB



Greetings fellow modelers.

Take note that this is our first meeting at Mr. Tramp's, 8565 Research Blvd. Try out the food before or after the meeting if you can.

Mr. Tramp's asks only that some of us eat there in return for the room use.

Changing subjects, it is time to schedule the annual summer BBQ and kit auction. I can host again, however, a more central location may be preferable to San Marcos. Look at your calendar, get permission from the boss.

Go build a model!

Tim





# HOUSE CLEANING



## ASMS MEETING

Third Thursday each month  
6:30 pm - 8:45 pm  
at Mr. Tramp's Sports Pub  
8565 Research Blvd  
Austin, TX 78758

**No Reservations Neccessary!**



## Events

Scalefest 2023  
June 3, 2023  
1209 S Main St  
Grapevine, TX  
Scalefest@gmail.com

### ***ASMS Club Dues Are Due!***

Annual ASMS club dues are \$25.00/individual  
or \$30.00/family.

You may bring your dues to a club meeting or remit  
same to ASMS, 1928 Dragonfly Loop, Bastrop, TX  
78602.



## Club Quarterly Contests

## Monthly Meeting Presentations:

Modeling water by Rick Herrington




# A tale of two 26's

BY RICK HERRINGTON


It's not often that I build the same subject twice, much less one after the other but in the case of the M26 Pershing it happened.

I was inspired by a documentary I saw on Amazon Prime about the Korean War, specifically the battle of the Chosin Reservoir where Marine units held out against the Chinese onslaught. I realized I had a DML Pershing kit in my stash that was given to me at a local club's Christmas party. I had to build it before the next Christmas party so why not now?



I started off with DML's M26A-1 from their Korean War Series. The kit was missing decals so I had to cobble up a set from my left overs.

I took a bunch of screen shots from the documentary to use for reference for the build. Some of the footage from the documentary was color and I noticed a good deal of the outer paint had worn away revealing the red oxide primer. Time for the hairspray technique.



The DML kit went together fairly well. The time consuming part of it was putting together the individual link treads and suspension.

I'll be the first to admit that my construction skills were tested by this part of the build.

I used Kleenex to add a cover on the gun mantlet as most of the screen shots I had captured depicted tanks with these covers. I also gave the turret a coating of Mr. Surfacer 500 and sawed off one of the fenders as most of the vehicles seemed to have them torn away. I also added a driver figure. I had to build a platform for him so I could fit him in the turret hatch. The figure came from an M4A38 kit. Then, on to painting.



I primed the whole tank in enamel automotive red-oxide primer and let it dry for a couple of hours. Two coats of Tres Semme hair spray came next and finally AK's acrylic RC025 Dark

Olive Drab. Once the Olive Drab had dried I pulled out my stiff brush and started rubbing the top layer of paint away from the areas where in the photos the paint had worn away. Next came a coat of clear and applying the decals. I hand brushed the tank's number. Oil dot weathering was next followed by a pin wash and highlighting/drybrushing with Tamiya XF-51 Khaki drab.

Finished but not satisfied with the build.





I did some research on Pershing model releases and discovered Tamiya had released a Pershing in 2002 (T26E3) and that the Dragon kit (m26A-1) was released in 1994. My next purchase was going to be a Tamiya kit. Tamiya's kit was about \$15 more than the DML kit but I would have spent that on crew figures that the Tamiya kit included. As a plus I knew I would enjoy the build as it was a Tamiya kit and I could concentrate on the paint work.

The Tamiya build was far more satisfying. I did the same changes as the DML kit except for the mantlet cover. I also sawed the muzzle break in half. I used most of the kit's decal sheet and hand painted others.



I discovered Value Gear made a set of stowage designed just for the Pershing so I added it to the build.



1/35 M26 Pershing Stowage Set "T26" (For Tamiya Kit)



M26 Tank Not Included





I used a mixture of 6 drops Tamiya XF-62 Olive Drab and 4 drops Tamiya XF-52 Flat Earth for the overall finish. I added more of the Flat Earth to the mix to use as a panel fading color.

I was much more discerning with the chipping this time. I controlled it, not vice versa and as a result I was far happier with the finish.





As a recommendation I would go with the Tamiya kit if you're going to build a Pershing. It's a little more expensive (about \$15) but it saves you so many curse words in the build and it comes with well animated crew figures.



# Wings and Wheels Fly In 2023

by Tim Robb



Saturday May 6 ASMS was represented at the Pioneer Flight Museum's spring fly-in event by Ian Latham, Ray Selestino, Lily Selestino, and me. We set up in the hanger at two tables with our ASMS banner across the front.

It was a fun day building models and visiting with whoever stopped to talk. We met several people interested in modeling who were unaware that scale modeling clubs and shows existed. They were excited to find out about them.



We each took a turn at wandering around the show. I had taken many photos at the show last fall so only photographed three airplanes I hadn't seen before. And those three made my day. I hadn't been to the head all morning so about 1 pm needed to go but when I saw the lovely Beech Staggerwing I forgot all about that and went straight over to the D-17S. Then I saw the Boeing F4B-2 under restoration in the work hanger. And then I saw the Super Stearman. I did eventually make it to the restroom.





I'm an airplane guy so that was the focus of my brief tour, but the event is both a fly-in and a drive-in. There is always a car show with many beautiful cars appearing, and usually the Houston Model T club drives in too.

There are also re-enactors on hand and they stage a show with the little French tank.



This spring again the Fokker Dr.I replica with its real rotary engine was fired up but did not fly. Our old buddy and former ASMS member Dave Orloff swung the prop to start it. Dave still models and is working on a Wingnut Wings DH2. We also saw and talked with former club members Bill Walsh and Dennis Price there.

This was a fun way to spend a Saturday! Go build a model! Tim

Greetings ASMS members,

The 2023 IPMS National Convention planning team is looking for volunteers to staff a welcome station at the Austin-Bergstrom International Airport. This team will welcome IPMS members as they arrive in Texas and help guide them to the airport's bus stop where a motor coach will transport these members to the various convention hotels in San Marcos.

The 2023 convention committee has hired a motorcoach to run between Austin-Bergstrom and San Marcos on the 1st and 2nd of August (Tuesday and Wednesday). The run times each day will be from 12PM to 9PM and I anticipate setting up shifts of 4 hours or so for each day. We anticipate the best place for the bus stop at the airport will be the bus lane outside the baggage claim area of the airport. We would like to set up a small table in the baggage claim area with a convention welcome sign as well as one or two members from the ASMS to help answer questions, welcome out-of-state and out-of-country members to Texas, and help members navigate to the waiting area for the motorcoach.

The convention is willing to pay for each member's parking at the airport as well as provide each volunteer with a convention staff T-shirt (see attached picture) free of charge. In addition, we can offer those members who have registered for the convention express check-in at the San Marcos Convention Center (Embassy Suites) so they do not have to wait in line for their registration package. Parking fees can be reimbursed with the IPMS Treasurer who will be on-site for the entire length of the convention. All that will be required is a receipt for your parking expenses. The convention planning team will also order the required welcome sign with the convention logo and have it delivered to the appropriate ASMS member before the kick-off of the convention. Further coordination of details will be accomplished once the team of volunteers are identified.


If you are interested in volunteering please reach out to Len Pilhofer, the convention chairperson, at [chair.nats2023@gmail.com](mailto:chair.nats2023@gmail.com).

Many thanks for your support and looking forward to seeing all of you in August as we "Come and Make It".


Best Regards,  
Len Pilhofer  
IPMS/USA # 49932  
Chair, IPMS/USA National Convention 2023  
[www.nats2023.com](http://www.nats2023.com)







2020 NATS Staff T-Shirt  
Front & Back  
Body: Smoke Grey



**COME AND MAKE IT**  
IPMS/USA NATIONAL CONVENTION  
**SAN MARCOS - TEXAS**  
**AUG 2<sup>ND</sup> - 5<sup>TH</sup> 2023**



2023 NATS Convention T-Shirt  
Front & Back  
Body: Black

# What's Up wid You?

ASMS/Bill Delk sponsors an on-line ZOOM meeting with whoever wants to join us to talk about models and life. It happens almost every Sunday at 4:00.

Contact Bill Delk to have him send you a link to be able to get into the meeting.  
Everyone is welcome.

Bill Delk`s e-mail address  
**Falconfyredeuce@gmail.com.**



Good meeting this month! Lots of great models on the table. Let's get started with our out of town contributor Dave Edgerly. Dave is busy with Tamiya's latest 1/48 release the F-35. He sent us an update this month.







Dave has also been working on his stern wheeler.



Charlie Gauptries, who is now officially our Social Media Director brought in an Aoshima A-150 Super Yamato. This was a designed but never built upgunned design meant to supercede the Yamato design.



Charlie also brought in his 1-700 scale build of the sister ship to the Yamato, the Musashi. This is a Fujimi kit and part of their High School Fleet Anime Series.



Bob Bethea brought in several finished and WIP peices. The first is a 1-72nd DML Tiger 2. This will later be part of a small scale diorama.





These are some busts that Bob has been working on in 1/10 and 1/5 scale.



This is a Celt Warrior which is a Young Miniatures 1/10 th scale offering.



Bob also shared his Admiral Von Hipper and a 40mm Fisherman figure with the group.



Staying with figures Lilly Selestino brought in a Games Workshop figure of Lauka Vai Mother of Nightmares.







Peter Dasso brought in a couple of 3 printed peices. the first was a Ragoon Bard.



The second was an Imperial Cruiser from the Mandalorian.



Rick Herrington brought in two finished pieces, an M26 Pershing in 1/35th scale and a Bandai Zaku 2 in 1/144th scale.



Ron McCracken brought in two completed projects. The first was a 1/72 P51D.



Ron also brought in his XF-92A



Tim Robb brought in an Airfix 1/48 Spitfire Vb.



Gordon Stiemans shared his Tamiya 1/48 Mosquito.



Matthew Brown brought in a 1:1 scale 3D print of a prehistoric beaver previously undiscovered.



Matthew's Beaver was voted Model of the Month.

The club discussed how to integrate Gundam modelling into both the contest and the newsletter.





Aaron Schmischny gave a great program on 3D printing.




The Dragon's Lair kitty attended the meeting with us. She was a welcome addition.



Thanks to everyone that shared their work.  
See you at the next meeting.

Oh great, here comes the German spy balloon...



## Old Rumors and New Kits

### New and In View Aircraft by Ron McCracken

May features a couple of new-tool offerings in addition to lots of re-boxing of older kits, in many cases with new parts. It seems to be the less-known manufacturers that are producing something truly new, for example Border, a company better known for after-market parts and armor kits, has come out with an FW-190A-6 kit. Modelsvit, a Ukrainian company, has issued two variants of the BAE Hawk 200, a single-seat fighter version of the familiar Hawk trainer. And Armory has issued a new-tool XB-70! There are also several combo kits with two or three re-issued kits in one box, and some interesting markings variations.

#### 1/32nd Scale:

ICM has released a model set titled "WWII Training Biplanes". It has three complete kits, a DeHavilland DH 82, a Bucker 131D, and a Stearman PT-17.





Revell is re-releasing their 2005-vintage Eurocopter H145 in ADAC/REGA markings with some new parts.



### 1/35th Scale:

Border is releasing a new-tool Fw 190A-6 kit with full engine compartment detail, and a transparent gun bay showing armament detail. Border mostly kits armor, which explains the odd (for aircraft) scale.



Takom is releasing an AH-64D "D of the world" Longbow Apache, which is a reboxing with new parts and international markings.



Takom is also releasing an AH-64DI Saraf, again a reboxing of their earlier kit with new parts.



And, also Takom is releasing an Apache AH.1, also a reboxing of their 2022 new-tool AH-64D.





## 1/48th Scale:

Moving on to 1/48th scale, Eduard has released a Bf 109F-4 Weekend Edition kit. A reminder, the weekend editions are simplified kits lacking photo-etch or masks.



Eduard is re-releasing their F6F-5 Hellcat in a Profipack edition with six markings options, color photo-etch, masks, and resin wheels.



Eduard is re-releasing their Spitfire Mk 5b and 5c kits in a limited edition "Spitfire Story: Malta Dual Combo", with color photo-etch, masks,



Hasegawa is re-releasing their F-2B in "3SQ Veer Guardian '23" markings.



ICM is re-releasing their Ju 88A-4 kit with the addition of ground personnel figures and torpedo trailers.



Revell is re-releasing their Beech 18 in what appear to be USAF C-45F or G markings.





Trumpeter is re-releasing their Mi-17 as a Hip H version with new parts.



### 1/72nd Scale:

Eduard is re-releasing their MiG-21MF Fishbed Interceptor as a Weekend Edition kit, with four markings options.

**eduard**

**WEEKEND**  
edition



**MIg-21MF** Interceptor

scale 1/72

Hasegawa has announced a dual B-239 Buffalo/Bf 109G kit 'Juutilainen' which includes a figure of the Finnish ace.



Hasegawa is re-releasing their F-111A Aardvark in 'Vietnam War' markings. Nothing new but the decals, however this kit hasn't been out for a while and it is the best F-111A kit around in this scale.



**F-111A AARDVARK 'VIETNAM WAR'**

LIMITED EDITION

Hasegawa is re-releasing its F-15J Eagle in "305 SQ Nyutabaru Special Marking 2022" decals.



PHOTO: HIDEYUKI OGATA

**F-15J EAGLE**  
"305SQ NYUTABARU SPECIAL MARKING 2022"

LIMITED EDITION

Hasegawa is releasing its 1975-vintage SF2 as an S2F-U Tracker Target Tow Plane.



PHOTO: YASUHIRO TAKAHASHI

**S2F-U TRACKER 'TARGET TOW PLANE'**

LIMITED EDITION

Modelsvit has announced two variants of a new-tool Hawk 200 (ZG200 and ZJ201)



Modelsvit has also announced a new variant of their Bartini-Beriev VVA-14, the M1P version.



## 1/144th Scale:

Armory has announced a new-tool XB-70 Valkyrie.



Armory has re-issued their 2021 Yak-1b kit as a "Donated airplanes" kit with new markings.





Revell has re-issued its A330-300 in “Lufthansa New Livery” markings.



1/200th Scale:

Hasegawa has re-issued their KC-46A Pegasus in JASDF 405 SQ markings.



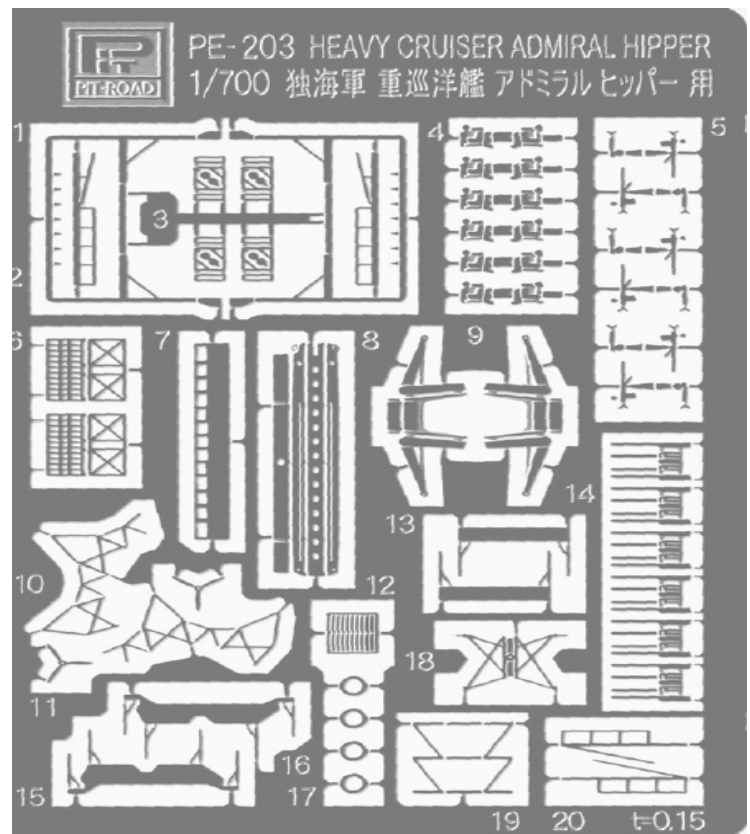
So there you have it! Several new-tool offerings and combo's galore. Happy Modeling!



## Shipping News

by Rick Herrington

Looks like a good month for ship releases both re-releases and new tool. Let's start off with **1-700** scale. First up is Pit Road with a re-release of the DKM Admiral Hipper.





Trumpeter is up next with a release of HMS Colombo.



Aoshima has a couple of new releases for us. The first is the IJN heavy cruiser Chikuma.



Next from Aoshima is the IJN carrier Unryu.




Pit Road is next again, this time with their release of the IJN tanker Ashizuri.



Fujimi has two full hull IJN heavy cruisers for us. The first is the Takao.



Second is the heavy cruiser Maya, also full hull.






Pit Road is releasing the IJN destroyer Kagero.



Dream Model is releasing a Chinese Coast Guard Cutter Type 56



Snowman Model is releasing two Zeppelin kits in 1/700, a Q class and as P class.



Zeppelin Q Class Airship  
德國齊柏林Q級飛艇  
ツェッペリンQ級飛行船

SP-7056  
Scale 1:700







Zeppelin P Class Airship  
德國齊柏林P級飛艇  
ツェッペリン級飛行船

SP-7055  
Scale 1:700



Sopwith N500

Moving on to **1/350** scale Aoshima is first in column with an IJN Kongo battleship as she looked in 1944.



Fine Molds is releasing the IJN Akebono destroyer.




In 1/72nd scale Trumpeter is releasing the Chinese deep sea exploration vehicle Jiaolong.



Two releases in **1/35th** scale, the first being from Mikro Mir. They are releasing a Ukrainian Maritime drone.



Last in the column this month is from GMU. Their release is a 1/35th Kairyō Midget submarine.





That's all the wind in the sails. Go grab a kit from your stash and build it!

## Tracked Topics

By Panzer Lehr

Howdy tread heads. There are several **1/72nd** scale releases this month so let's start there.

Ace has three releases. The first is a Tiger in Ukrainian service.



ext from Ace is an Eiland armored car.



DML is releasing a finished 1/72nd Tiger 1 early production. These are kind of pricey at around \$70.

### Tiger I INITIAL PRODUCTION

s.Pz.Abt.502 Mga 1942  
63114



HD Pre-assembled Display Model

1/72 SCALE  
DRAGON

Ace is also releasing a ML-20 152mm Soviet howitzer.



MiniArm known for their accurizing after market parts has some great **1/35** releases. The first is a T-90M stowage and ERA kit.





The second is a T-90M update kit.



MiniArm also is releasing a Quadrobike AM-1 with rider.



MiniArt is releasing a T34-85 Plant 112 (1944)



Another new one from MiniArt is a US stake body truck G506



Italeri is re-releasing its Leopard 1A5. This one was originally released in 2009 but builds up really well.







Das Werk is releasing a Schwerer Kleine Panzer



Academy is releasing a Hanomag 251C German half track.



Takom is releasing an early and late model A model Panther.



Takom is also releasing a late Hetzer 38T



Tamiya is releasing a JGSDF TYpe 161 wheeled armored vehicle.





AK Interactive is releasing a Land Rover 88 series.



I Love Kit has three welcome releases for us. The first is a US M53 155mm howitzer.



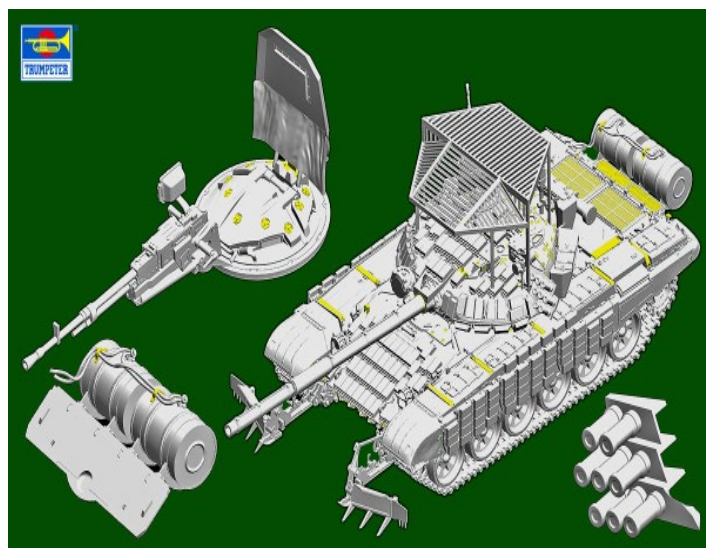
Next from them is an M48A5.



Third from I Love Kit is an M1013 with M2042A1 GLCM Tel.



Trumpeter in keeping with producing all things Russian is releasing a T-72B1 with KTM-6 mine roller and a cope cage.





MiniArt is releasing a US armed Bull dozer



Moving on to 1/16th scale Takom is releasing an early model Tiger 1



Trumpeter is releasing a Panther G model.



Trumpeter is also releasing a US M3 half track



Last in 1/16th scale from Hobby Boss we have a Pzkwf 38T



Finally Live Resin has a Russian machine gunner in 1/35th scale.






## Wanted!

Science Fiction judges for the upcoming ASMS show in October.

Want to try out the experience without a whole lot of risk? Volunteer to help with judging the Science Fiction categories.

If you're a sci-fi buff and are interested contact Rick Herrington at [Bozono592@gmail.com](mailto:Bozono592@gmail.com)





IPMS USA is soliciting articles. We've got some great modeller's in this area and you can help the mother organization to flourish by submitting an article to the Journal.

# ARTICLES WANTED!

Maybe you build cars.  
Or jets. Or figures. Or tanks.  
Maybe you slap em' together.  
Maybe you count every rivet.

## WE WANT TO KNOW WHAT YOU ARE BUILDING

How did you built it?  
What makes this particular subject interesting?  
Do you have any special tricks?

Any IPMS USA member can submit an article on any modeling related topic to the IPMS USA Journal.  
The standard word count is 3000 and it should be well documented with high resolution photos.

Send inquires to: [ipms-q@ipmsusa.org](mailto:ipms-q@ipmsusa.org)



Central Texas  
Scale Modeling Society





# King's Hobby

Modeling With You  
Since 1973

7801 N. Lamar Blvd., Ste B169,  
Austin, TX 78753  
(512) 836-7388



[kinginfo@kingshobbyshop.com](mailto:kinginfo@kingshobbyshop.com)

<http://www.kingshobbyshop.com>







## Join International Plastic Modeler's Society / USA

IPMS/USA is dedicated to the hobby (and fun) of Scale Modeling. It was started by Jim Sage, of Dallas, Texas, in 1964. There are now branches of IPMS all over the world. Our Local Regions and Chapters sponsor Model shows and contests every year, but you needn't be a member to visit the shows or attend the club meetings!

With IPMS/USA Membership, you will receive the outstanding IPMS/USA Journal six times a year - it includes features on all modeling subjects such as aircraft, armor, automotive, ships, figures - you name it! You will also find listings of IPMS contests, swap meets, hints and tips, and reviews. Membership also qualifies you to participate in IPMS/USA sanctioned contests, and particularly in our World-famous National Convention, held each summer. As a member, you'll also be able to access our online Discussion Board, where a wide variety of modeling topics are discussed, and enjoy interaction with other serious modelers for help with questions about modeling techniques or the Society in general. Many Hobby Shops and Model Vendors around the USA offer discounts to IPMS/USA Members.

Visit us at: <http://www.ipmsusa.org/>  
Join up online at: <http://www.shopipmsusa.org/category-s/100.htm>

For any questions or problems with your membership application/renewal, please contact the IPMS/USA  
Officer Manager at [manager@ipmsusa.org](mailto:manager@ipmsusa.org)

International Plastic Modelers' Society/USA

Membership Application / Renewal Form

New ☐ Renewal ☐ IPMS#: \_\_\_\_\_

Name: \_\_\_\_\_

Address: \_\_\_\_\_

City: \_\_\_\_\_ State: \_\_\_\_\_ Zip Code: \_\_\_\_\_

Phone: \_\_\_\_\_ E-Mail: \_\_\_\_\_

Chapter Affiliation, if any: \_\_\_\_\_

Junior (17 years or younger) ☐ \$17.00 Date of Birth \_\_\_\_\_

Adult One year ☐ \$30.00

Two years ☐ \$58.00

Three years ☐ \$86.00

Canada & Mexico ☐ \$35.00

Foreign Surface ☐ \$38.00

Family ☐ Adult fee + \$5.00

# of cards? \_\_\_\_\_

Your Signature: \_\_\_\_\_

If recommended by an IPMS member, please provide his/her:

Name: \_\_\_\_\_ IPMS #: \_\_\_\_\_

PAYMENT OPTIONS:

Cash ☐ Amount: \_\_\_\_\_

Check ☐ Check #: \_\_\_\_\_ Amount: \_\_\_\_\_

Where did you hear about IPMS/USA? Please check all that apply:

☐ Local model club

☐ Friend

☐ Ad in IPMS Journal

☐ Facebook

☐ Ad in other magazine

☐ Internet search

☐ IPMS web site

☐ I'm a former member rejoining

☐ Other \_\_\_\_\_

Applications should be printed and mailed to:


IPMS/USA

P.O. Box 1411

Riverview, FL 33568-1411

# LIONHEART


## — H O B B Y —



5500 Jack C Hays Trail, Kyle, Texas 78640,

(512) 504-3404

10:00 am – 06:00 pm







**Austin's premier source for  
comics and gaming.**



**2438 W. Anderson Ln,**

**Suite B-1**

**Austin, TX 78757**



## International Plastic Modelers' Society/USA Membership Application / Renewal Form

New ☐ Renewal ☐ IPMS #:

Name: \_\_\_\_\_

Address: \_\_\_\_\_

City: \_\_\_\_\_ State: \_\_\_\_\_

Zip Code: \_\_\_\_\_

Phone: \_\_\_\_\_ E-Mail: \_\_\_\_\_

Chapter Affiliation, if any: \_\_\_\_\_

**Junior** (17 years or younger) \$17.00 \_\_\_\_\_ Date of Birth: \_\_\_\_\_

**Adult** One year \$30.00 \_\_\_\_\_

Two years \$58.00 \_\_\_\_\_

Three years \$86.00 \_\_\_\_\_

**Canada & Mexico** \$35.00 \_\_\_\_\_

**Foreign** Surface \$38.00 \_\_\_\_\_

**Family** (1 set of Journals) \_\_\_\_\_ ← Adult fee + \$5.00 # of cards? \_\_\_\_\_

Your Signature: \_\_\_\_\_

If recommended by an IPMS member, please provide his/her:

Name: \_\_\_\_\_ IPMS #: \_\_\_\_\_

### PAYMENT OPTIONS:

Cash ☐ Amount: \_\_\_\_\_

Check ☐ Check #: \_\_\_\_\_ Amount: \_\_\_\_\_

Billing Address, if different than above -

Address: \_\_\_\_\_

City: \_\_\_\_\_ State: \_\_\_\_\_

Zip Code: \_\_\_\_\_

Applications should be printed and mailed to: IPMS/USA, PO Box 1411, Riverview, FL 33568-1411