

# ASMS

# SPRUE EXAMINER



## TESTING VALLEJO ACRYLIC METALLICS

austinsms.com



November 2022

*What's UP? Old Rumors & New Kits Tracked Topics*

News • Articles • Features • Opinions • Advice • Humbug

# CONTENTS

Page 3 The President's Soapbox

Page 4 House Cleaning

Page 5 Testing Vallejo Acrylic Metallics by Rick Herrington-

Page 12 Hauler M1A1 Abrams with Mine Plow by Ben Morton

Page 18 What's Up Wid You?

Page 17 Old Rumors and New Kits:

Page 17 New and In View- by Ron McCracken

Page 22 Shipping News - by Rick Herrington

Page 26 Tracked Topics by Panzer Lehr

## ASMS Officers & Chairpersons

Tim Robb - President; [president@austinsms.org](mailto:president@austinsms.org)

Ron McCracken - Vice-President; [vicepresident@austinsms.org](mailto:vicepresident@austinsms.org)

Aaron Schmischny - Finance Minister; [treasurer@austinsms.org](mailto:treasurer@austinsms.org)

Rick Herrington - Secretary; [secretary@austinsms.org](mailto:secretary@austinsms.org)

Rick Herrington - Newsletter Editor; [editor@austinsms.org](mailto:editor@austinsms.org)

Show Coordinator; [showcoordinator@austinsms.org](mailto:showcoordinator@austinsms.org)

Mike Gilsbach - Webmaster; [webmaster@austinsms.org](mailto:webmaster@austinsms.org)

Ben Morton - IPMS/USA Coordinator; [chaptercontact@austinsms.org](mailto:chaptercontact@austinsms.org)

## Our Sponsors

Phil Brandt (in memorium)

Eric Choy      Angela Forster

Jeff Forster      Russ Holm

Rick Willaman      Jack Johnston

Mike Krizan      Rick Herrington

Aaron Smischney



[www.austinarmorbuilders.com](http://www.austinarmorbuilders.com)



[www.kingshobbyshop.com](http://www.kingshobbyshop.com)



[www.wmbros.com](http://www.wmbros.com)



[www.ctsms.org](http://www.ctsms.org)

## IPMS/USA Support the Troops Initiative

The IPMS/USA initiative was established to provide model kits, supplies and reference materials to our servicemen and women serving in combat zones, recovering in hospitals, and rehabilitating in specialized facilities.

The program is expanding into other areas as well. Some local programs take place in USO facilities, some are centered around active duty personnel and are scattered across the country.

The IPMS/USA Support The Troops program is still going full-tilt. The national program director is Jon Emery. Jon is accepting any and all contributions and is sharing them with all of the active programs around the country.

[www.models4troops@gmail.com](mailto:www.models4troops@gmail.com)



[www.austinsms.org](http://www.austinsms.org)

Austin Scale Modelers Society (ASMS) is a chartered chapter of International Plastic Modelers Society (IPMS/USA). ASMS meets on the third Thursday of each month. Annual dues for full membership are \$25/individual or \$30/family. The views expressed in this newsletter are those of the authors. It is intended for educational purposes only.

ASMS does not endorse the contents of any article.

# PRESIDENT'S SOAPBOX

BY TIM ROBB



Greetings fellow modelers.

This has been a great year to be a modeler and next year promises to be even better.

Let's enjoy the coming holiday season. -- and squeeze in some modeling time.

Go build a model !

Tim







# HOUSE CLEANING



## ASMS MEETING

Third Thursday each month  
7:00 pm - 8:45 pm

at the  
Episcopal Church of the Resurrection  
2200 Justin Lane, Austin, TX

No Reservations Neccessary!



### Events

Winterblitz  
01/21/2023  
19124 Hwy 6  
College Station, TX

### ASMS Club Dues Are Due!

Annual ASMS club dues are \$25.00/individual  
or \$30.00/family.

You may bring your dues to a club meeting or remit  
same to ASMS, 111620 Via Grande Drive, Austin, TX  
78739.

### Club Quarterly Contests

Open competition this month.



### Monthly Meeting Presentations:

Bill Delk will be giving a presentation on  
lighting for models.



# Testing Vallejo Acrylic Metallics

by Rick Herrington



You've got your humungous (1/72nd scale) Revell Razor Crest model in your hot little hands direct from France. The finish is all metal with a few yellow stripes on it.

Your normal go to on metallic finishes is Alclad but Vallejo has recently released a series of acrylic metallic colors and as a plus they are cheaper than Alclad. This is an opportunity to test those colors out and see how they measure up.



The colors I tested are the following.  
Vallejo

Aluminum 77.701

Magnesium 77.711

Silver 77.724

Gunmetal Grey 77.720

Burnt Iron 77.721

Exhaust Manifold 77.723

Copper 77.710


Gold 77.725

Gloss Black Primer 77.660

The first thing I did with the colors was spray them over the recommended gloss black primer 77.660 to get a feel of how the colors would perform. The following images are of the results.












I also tried out some Scalemaster acrylic metallic colors. These were recommended for hand brushing by Bob Bethea. Thrash Metal SC-64, Black Metal SC-63 and Elven Gold SC-74



I was happy with the results I got and decided to move forward with testing them on my Razor Crest.


After priming with gloss black I tried different metallic colors on different panels of the Razor Crest.

The variation in colors brought the surface to life. I used the Aluminum, Chrome, Magnesium and Silver on the panels.












All in all these colors lived up to my expectations. There will always be a place for using Alclad but for about half the price these Vallejo colors are going to be my go to.

The Scalemaster colors were recommended to me by Bob Bethea. I was looking for a brushable acrylic metallic for miniatures. He suggested these because of their concentration of pigment.



I recommend you try the Vallejo colors and the Scalemaster ones. The main advantage is that these colors are acrylic and clean up is with water.

## Build and Bull North: A recon report

by Ron McCracken

I attended the North Austin Build-n-Bull at Dragon's Lair and would like to express a few thoughts about the venue. We had four modelers present, and all had ample space to work.

I was pleasantly surprised to discover that the store was spacious, well-lit, and uncrowded even with a significant number of gamers present.

The tables provided for our use are gaming tables, approximately four feet by eight feet in size, workbench height, and well separated from similar tables. One rule, roll up and stow the gaming matt under the table before setting up so we don't get paint and glue on it.


However, I caution everyone to show up carrying everything you are going to need. This venue is NOT a full-service hobby shop. If you don't bring glue, don't expect to buy it there. I also did not see any electrical power outlets at the tables, so power tools are probably not going to be usable.

In the past, it has been our practice to break for lunch. The good news is, there is a Hop Daddy's hamburger place not 50 yards away.

The bad news is, I wouldn't suggest leaving your stuff unattended - there is just too much traffic through the store, including kids whose curiosity could create problems with tools, etc. left lying about. We solved it by having someone stay and keep an eye on things when others needed to get something to eat.

All things considered, I enjoyed the day at Dragon's Lair and encourage anyone who can make the next B-and-B to do so.

## Hauler : M1A1 Abrams with Mine Plow (Dragon kit) Scale: 1/72 by Ben Morton



Hauler continues their excellent detail sets for various small scale model kits. Such is the case with this photo etched set for Revell's M1A1 with mine plow (kit# 7213). While this is PE set is for an older kit (released in 2009) from Revell, this exterior detail set provides just the just the right amount of exterior detail to enhance that kit. Included with this photo etched set are:

- turret stowage bins
- air intake grills
- turret bustle
- ammo boxes
- exhaust grills
- detail bits for all vision blocks
- smoke grenade stowage boxes
- drive sprocket flanges
- friend or foe panels

You really do need to credit Hauler with including parts that you wouldn't otherwise think needed to be replaced with photo etched ones, notably the railings on the stowage boxes either side of the turret. But having said that I am glad that they did. (You know, for the more OCD challenged among us.)

The only quibble I have with this photo etched set is with the title: 'M1A1 Abrams with mine plow'. At first glance it seems to be a detail set for the mine plow and not, as it is, an exterior, detail set for Dragon's M1A1 with mine plow.

This set of exterior details for the Dragon kit of the M1A1 Abrams with mine plow will go along way toward adding the perfect amount of detail for that lingering project. While this set of parts is designed specifically for the Dragon kit many could find a home with Fly Hawk's Abrams series of kits as well.

My thanks to Hauler and IPMS/USA for the review copy.





# What's Up wid You?

ASMS/Bill Delk sponsors an on-line ZOOM meeting with whoever wants to join us to talk about models and life. It happens almost every Sunday at 4:00.

Contact Bill Delk to have him send you a link to be able to get into the meeting.  
Everyone is welcome.

Bill Delk`s e-mail address  
**Falconfyredeuce@gmail.com.**



Bob Bethea was also not at the meeting but shared a picture of his latest bust "Winter".



October's meeting was a good one. We had several new members sharing their work with the group.

Dave Edgerly wasn't at the meeting but sent some photos of his latest an Eduard 1/48 S-199.



Ron McCracken brought in his Italaeri 1/72 Lockheed A28A



Mike Gilsbach brought in his Revell Germany 747-8 in 1/144th scale.



Ben Morton brought in his Walk in the Woods.



Ben also brought in a modified Tamiya 1/35th Gama Goat. Ben marked it up as a DPS vehicle.



Steve Anthony, a first time visitor to ASMS has a day time job as a teacher. He got into modeling by constructing visual aids for his students. Steve brought in a lighted pirate ship diorama in 1/350th scale and a 1/35th vignette of whalers getting dumped by a whale. The Whalers was voted best model of the month.







Bruce Witt brought some Formula 1 racers in progress, a Lotus in 1/200 and a Peugeot in 1/250th scale.





Gordon Stiemans shared a Bandai X-wing and a Ducati motorcycle.



A first time visitor (dressed in the black skirt above) brought in some 28mm gaming figures.



Thanks to everyone that shared their work.





## Old Rumors and New Kits

### New and In View Aircraft

by Ron McCracken

November has arrived and it is looking a lot like Christmas. I can't recall a larger group of new-tool releases being announced in the same months. There are a couple of new B-25 kits, several new helicopters in various scales, a couple of new Hurricane kits, and a selection of modern jet fighters.

1/32nd Scale:

HK Models is releasing a new B-25J Mitchell in the markings of 'Strafing



ICM is re-releasing its Tiger Moth and Stearman as a combo kit in the markings of the aircraft featured in the movie "The English Patient".



ICM is re-releasing its Yak-9 kit as a Yak-9K with new parts and decals.



Revell has announced a new-tool Hurricane Mk.IIB.



1/48th Scale:

Dora Wings is re-releasing their CW-21A in Nationalist Chinese markings with some new/revised parts.



1/35th Scale:

Takom has announced a new-tool AH-64D Apache Longbow, and also a variant, the Apache Guardian with some different components.

AH-64D APACHE LONGBOW

1/35  
No.2601



Dora Wings is re-releasing their SNC-1 as a CW-22B in Dutch markings, with some



Dora Wings is re-releasing their Morane Saulnier MS.230 as a "foreign service" version.





Eduard is re-releasing their Bf 109G-14/AS in a Profipack edition with five markings selections.



Eduard is also re-releasing their Tornado IDS in a Limited Edition kit with new Marinefleiger decals.



Eduard is also re-releasing their F4F-4 Wildcat Early configuration in a Profipack edition, with some new parts and five markings options.



HK Models is releasing a new-tool B-25J Mitchell in what appear to be Pacific theater markings. If I interpreted the instruction sheet correctly, they supply a pre-cast nose weight designed to fit beside the nose gear well!





HobbyBoss is releasing a new-tool Hurricane Mk.I.



ICM has announced a new-tool Beaufort Mk.I.



Kinetic is releasing a new-tool F-16A MLU NATO Viper. The Mid-Life Upgrade (MLU) program brought the existing F-16A fleet up to F-16C standards with cockpit upgrades and the addition of radar-guided missile capabilities.




Meng is releasing a new-tool F-4G Phantom II "Wild Weasel", the variant specialized for defense suppression missions.





Revell is releasing a new-tool Bf 109G-6.

Tamiya has announced a new-tool F-35A Lightning II. While it includes canopy masks, I found no mention of masks for the Radar Absorbent Material (RAM) which furnish the biggest painting challenge of this aircraft.



Trumpeter has released a new-tool Mi-8 Hip helicopter



1/72nd Scale:

Clear Prop! Has released a UH-2C Seasprite based on their earlier UH-2A/B kit, with new parts. An unusual feature of these very detailed kits is their four-piece fuselage comprised of port and starboard sides, top, and bottom.



Clear Prop! Has also released an HH-2D based on their earlier UH-2A/B kit.



Eduard has released a Bf 110G-4 Weekend Edition kit of this night fighter variant.





Platz is re-releasing their F-15J Eagle in 303rd TFS markings.

1/72 航空自衛隊 F-15Jイーグル 第303飛行隊 2022年小松基地航空祭 記念塗装機



1/144th Scale:

Academy is re-releasing an F-14A Tomcat in VF-84 markings.



Takom is releasing a 1/72nd What if German sub-orbital bomber complete with nuclear payload.



So, there you have it for November. Happy Christmas shopping

## Shipping News

by Rick Herrington

Ahoy mates! A good bit of 1/700 re-releases and releases to go to, so let's get to it. Fujimi is up first with four releases. The first is the IJN Aircraft carrier Jyuno (1944).



The second release is the IJN Aircraft carrier Hiyo (1942). Hiyo was sunk during the Battle of the Phillipine Sea.






Third from Fujimi is another IJN Aircraft carrier, the Shinano.



Next from Fujimi is the IJN Light cruiser Agano.



Pit Road had three new releases for us. The first is a USN Aircraft carrier CV-19 Hancock.



Next from Pit Road is the US Navy Fast Combat support ship AOE-1 Sacramento.



Pit Road also has a battleship release for us this month. this one is BB-60 USS Alabama.



I Love Kit has BB-55 USS North Carolina top grade.





Trumpeter is releasing a 1/700th scale version of their fine 1/350th HMS Belfast. Not sure if they corrected the errors in the 1/350th kit with the 1/700th one.



Vee Hobby is releasing three new USN fast battleships. The first is the USS Indiana BB-58 (1944)



Next from Vee Hobby is the USS South Dakota.



Last from Vee Hobby is the USS Missouri.




Moving on to modern ship releases and 1/350th scale Takom has an Italian Horizon class destroyer D553 Andrea Doria.






Airfix is re-releasing one of their classic 1/600th scale kits HMS Fearless.



HMS Fearless served as a campaign command ship in the Falklands war.

Last in the column is a 1/72nd release from Takom. The kit is of the Bruno (B) turret of the Scharnhorst. The kit includes metal barrels. There seem to be more and more of these turret kits hitting the market. Maybe a separate category in the watercraft category? Til next month....





# Tim's Tips

BY Tim Robb

Ever spill your Micro Set or Micro Sol?

I've learned it fits nicely in a roll of electrician's tape.



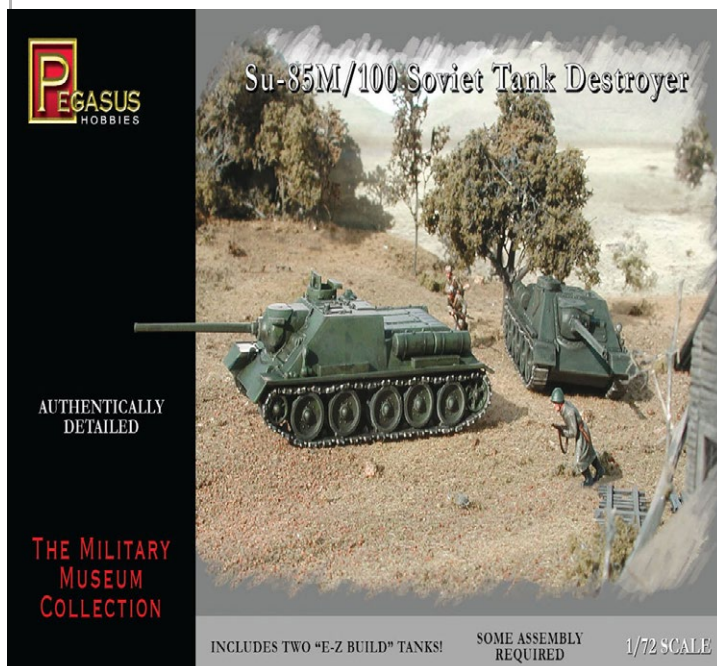
## Tracked Topics

By Panzer Lehr

Howdy tread heads! Another month has past and time to look at what goodies are coming up for us. We'll start off with 1/144th scale this time. Dragon is releasing a Modern Vehicle Collection which includes a Challenger, M1, Bradley, MLRS, Leopard 2A4, Leopard 2A5 and a Warrior.

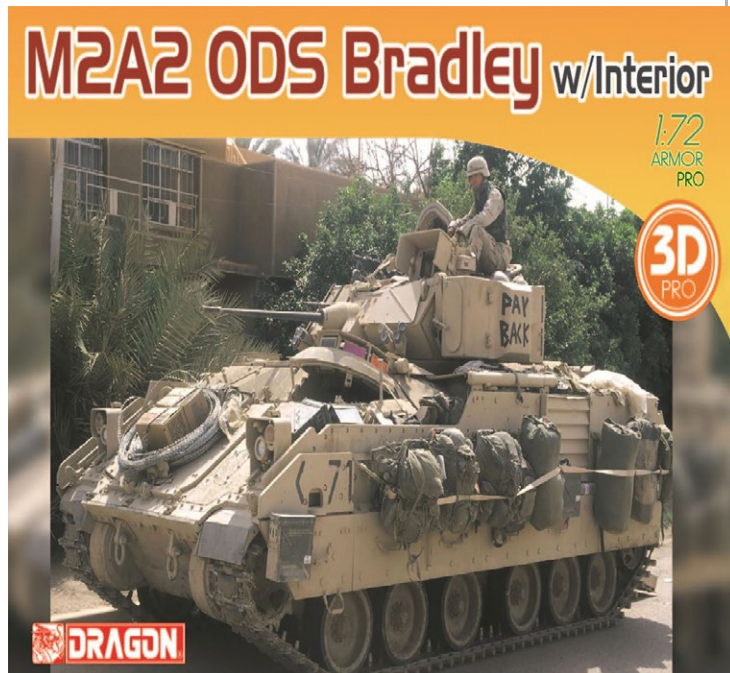


Moving on to 1/72nd scale Platz is releasing an SU-85/SU-100 Russian tank destroyer.





DML is releasing a Bradley Operation Desert Storm with 3D printed interior parts.



Kinetic is also releasing an M3A Calvary Fighting Vehicle with Bigfoot links.



Moving on to 1/35 Kinetic is releasing an IDF M109 Doher/Rochev



I Love Kit is releasing an M48A1






I love kit is also releasing an M1278 Heavy Gun Carrier.



Hobby Boss who is releasing a German Panther G late with steel wheels.



Academy is releasing a Pzkw 3 L. This version is supposed to be from the battle of Kursk.



ACADEMY  
HOBBY MODEL KITS


1/35  
SCALE



Sample Built by Dimitri J.  
※画像は試作品を組み立てて着色した製作例です

ACADEMY  
HOBBY MODEL KITS

1/35  
SCALE



L型 第3SS装甲師団 トーテンkopf  
クルスク 1943



L型 第10装甲師団 第7戦車連隊  
チュニジア 1943



L型 (Sd.Kfz.141/1) 第502重戦車大隊  
トルートロウ 1942



L型 第9装甲師団 第33戦車連隊 プリンツ・オイゲン  
クルスク 1943



L型 第7装甲師団 第25戦車連隊  
クルスク 1943



L型 第5SS装甲師団 ヴィーキング  
東部戦線 1942




L型 第502重戦車大隊  
東部戦線 1942





Takom is releasing a late Tiger 2. This one looks like it comes with night fighting equipment.



Dragon is releasing a Pacific Front M4A2



I Love kit is releasing a 1/16th scale M4A3E8 with detail set

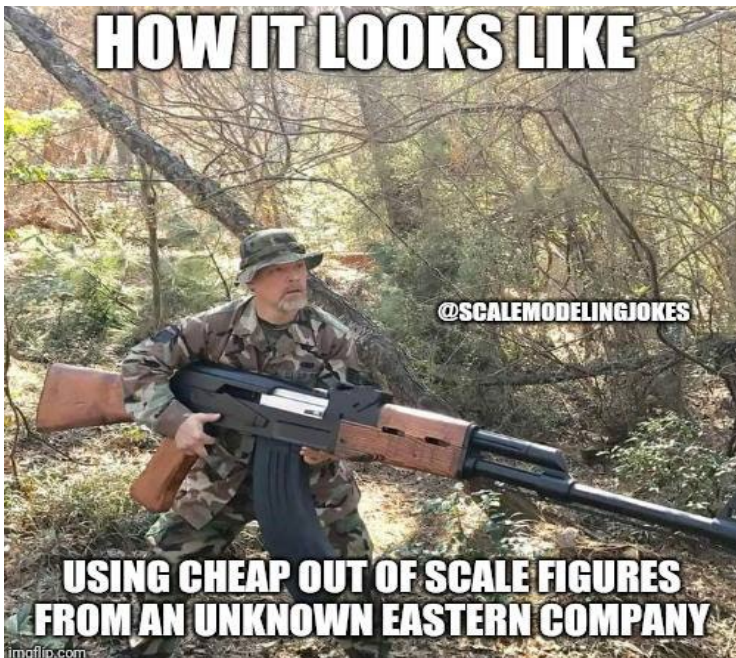


Border Models is releasing a Jagdpanzer 4 L-48





Last up in the column Border Models is releasing an 88mm Flak 36/37.



David Lynch

"The further a society drifts from the truth, the more it will hate those that speak it."



- George Orwell

ifunny.co



IPMS USA is soliciting articles. We've got some great modeller's in this area and you can help the mother organization to flourish by submitting an article to the Journal.

# ARTICLES WANTED!


Maybe you build cars.  
Or jets. Or figures. Or tanks.  
Maybe you slap em' together.  
Maybe you count every rivet.

## WE WANT TO KNOW WHAT YOU ARE BUILDING

How did you built it?  
What makes this particular subject interesting?  
Do you have any special tricks?

Any IPMS USA member can submit an article on any modeling related topic to the IPMS USA Journal.  
The standard word count is 3000 and it should be well documented with high resolution photos.

Send inquires to: [ipms-q@ipmsusa.org](mailto:ipms-q@ipmsusa.org)



Central Texas  
Scale Modeling Society





# Something for Everyone!

## King's Hobby

Modeling With You  
Since 1973



[kinginfo@kingshobbyshop.com](mailto:kinginfo@kingshobbyshop.com)  
<http://www.kingshobbyshop.com>





## Join International Plastic Modeler's Society / USA

IPMS/USA is dedicated to the hobby (and fun) of Scale Modeling. It was started by Jim Sage, of Dallas, Texas, in 1964. There are now branches of IPMS all over the world. Our Local Regions and Chapters sponsor Model shows and contests every year, but you needn't be a member to visit the shows or attend the club meetings!

With IPMS/USA Membership, you will receive the outstanding IPMS/USA Journal six times a year - it includes features on all modeling subjects such as aircraft, armor, automotive, ships, figures - you name it! You will also find listings of IPMS contests, swap meets, hints and tips, and reviews.

Membership also qualifies you to participate in IPMS/USA sanctioned contests, and particularly in our World-famous National Convention, held each summer. As a member, you'll also be able to access our online Discussion Board, where a wide variety of modeling topics are discussed, and enjoy interaction with other serious modelers for help with questions about modeling techniques or the Society in general. Many Hobby Shops and Model Vendors around the USA offer discounts to IPMS/USA Members.

Visit us at: <http://www.ipmsusa.org/>  
Join up online at: <http://www.shopipmsusa.org/category-s/100.htm>

For any questions or problems with your membership application/renewal, please contact the IPMS/USA Officer Manager at [manager@ipmsusa.org](mailto:manager@ipmsusa.org)

International Plastic Modelers' Society/USA

Membership Application / Renewal Form

New Renewal IPMS#: \_\_\_\_\_

Name: \_\_\_\_\_

Address: \_\_\_\_\_

City: \_\_\_\_\_ State: \_\_\_\_\_ Zip Code: \_\_\_\_\_

Phone: \_\_\_\_\_ E-Mail: \_\_\_\_\_

Chapter Affiliation, if any: \_\_\_\_\_

Junior (17 years or younger) \$17.00 Date of Birth \_\_\_\_\_

Adult One year \$30.00

Two years \$58.00

Three years \$86.00

Canada & Mexico \$35.00

Foreign Surface \$38.00

Family Adult fee + \$5.00

# of cards? \_\_\_\_

Your Signature: \_\_\_\_\_

If recommended by an IPMS member, please provide his/her:

Name: \_\_\_\_\_ IPMS #: \_\_\_\_\_

PAYMENT OPTIONS:

Cash Amount: \_\_\_\_\_

Check Check #: \_\_\_\_\_ Amount: \_\_\_\_\_

Where did you hear about IPMS/USA? Please check all that apply:

☐ Local model club

☐ Friend

☐ Ad in IPMS Journal

☐ Facebook

☐ Ad in other magazine

☐ Internet search

☐ IPMS web site

☐ I'm a former member rejoining

☐ Other \_\_\_\_\_

Applications should be printed and mailed to:

IPMS/USA

P.O. Box 1411

Riverview, FL 33568-1411



# LIONHEART


## — H O B B Y —



5500 Jack C Hays Trail, Kyle, Texas 78640,

(512) 504-3404

10:00 am – 06:00 pm







## International Plastic Modelers' Society/USA Membership Application / Renewal Form

New ☐ Renewal ☐ IPMS #:

Name: \_\_\_\_\_

Address: \_\_\_\_\_

City: \_\_\_\_\_ State: \_\_\_\_\_

Zip Code: \_\_\_\_\_

Phone: \_\_\_\_\_ E-Mail: \_\_\_\_\_

Chapter Affiliation, if any: \_\_\_\_\_

**Junior** (17 years or younger) \$17.00 \_\_\_\_\_ Date of Birth: \_\_\_\_\_

**Adult** One year \$30.00 \_\_\_\_\_

Two years \$58.00 \_\_\_\_\_

Three years \$86.00 \_\_\_\_\_

**Canada & Mexico** \$35.00 \_\_\_\_\_

**Foreign** Surface \$38.00 \_\_\_\_\_

**Family** (1 set of Journals) \_\_\_\_\_ ← Adult fee + \$5.00 # of cards? \_\_\_\_\_

Your Signature: \_\_\_\_\_

If recommended by an IPMS member, please provide his/her:

Name: \_\_\_\_\_ IPMS #: \_\_\_\_\_

### PAYMENT OPTIONS:

Cash ☐ Amount: \_\_\_\_\_

Check ☐ Check #: \_\_\_\_\_ Amount: \_\_\_\_\_

Billing Address, if different than above -

Address: \_\_\_\_\_

City: \_\_\_\_\_ State: \_\_\_\_\_

Zip Code: \_\_\_\_\_

Applications should be printed and mailed to: IPMS/USA, PO Box 1411, Riverview, FL 33568-1411