

ASMS



SPRUE EXAMINER

Building and Building the Monogram AT-6 Texan
by Tim Robb



A Visit to the Pioneer Flight Museum
by Tim Robb



New and In View • What's UP? • Old Rumors & New Kits

News • Articles • Features • Opinions • Advice • Humbug



CONTENTS

Page 3 The President's Soapbox

Page 4 House Cleaning

Page 5 Building and building the Monogram AT-6 by Tim Robb

Page 6 A Visit to the Pioneer Flight Museum by Tim Robb

Page 11 Ground Zero Hobbies by Rick Herrington

Page 13 What's up? - by Flanged End Yoke

Page 19 Old Rumors and New Kits:

Page 19 New and In View- by Ron McCracken

Page 25 Shipping News - by Rick Herrington

Page 28 Tracked Topics by Panzer Lehr

ASMS Officers & Chairpersons

Tim Robb - President; president@austinsms.org

Ron McCracken - Vice-President; vicepresident@austinsms.org

Aaron Smischney- Finance Minister; treasurer@austinsms.org

Rick Herrington - Secretary; secretary@austinsms.org

Rick Herrington - Newsletter Editor; editor@austinsms.org

Show Coordinator; showcoordinator@austinsms.org

Mike 'Hollywood' Gilsbach - Webmaster; webmaster@austinsms.org

Ben Morton - IPMS/USA Coordinator; chaptercontact@austinsms.org

Our Sponsors

Phil Brandt (in memorium)

Eric Choy Angela Forster

Jeff Forster Russ Holm

Rick Willaman Jack Johnston

Mike Krizan Rick Herrington

Aaron Smischney



www.austinarmorbuilders.com



www.kingshobbyshop.com



www.wmbros.com



www.ctsms.org

IPMS/USA Support the Troops Initiative

The IPMS/USA initiative was established to provide model kits, supplies and reference materials to our servicemen and women serving in combat zones, recovering in hospitals, and rehabilitating in specialized facilities.

The program is expanding into other areas as well. Some local programs take place in USO facilities, some are centered around active duty personnel and are scattered across the country.

The IPMS/USA Support The Troops program is still going full-tilt. The national program director is Jon Emery. Jon is accepting any and all contributions and is sharing them with all of the active programs around the country.

www.models4troops@gmail.com



Austin Scale Modelers Society (ASMS) is a chartered chapter of International Plastic Modelers Society (IPMS/USA). ASMS meets on the third Thursday of each month. Annual dues for full membership are \$25/individual or \$30/family. The views expressed in this newsletter are those of the authors. It is intended for educational purposes only.

ASMS does not endorse the contents of any article.



PRESIDENT'S SOAPBOX

BY TIM ROBB



Greetings fellow modelers. I'm super happy that ASMS is meeting live in person again. Some thank you's are due. A large thank you to our outgoing president, my friend Ian Latham. Ian is the man! Thank you Ian for all you've done for ASMS and especially for finding a meeting site and getting our live meetings rolling again.

That is no small thing.

A large thank you also to outgoing treasurer, my friend Mike Lamm. Thank you for all your great work for ASMS and a large thank you to my friend Bill Delk for organizing and hosting our Zoom meetings - which continue, and of course thank you to our newly elected, re-elected, and appointed leaders for stepping up to serve.

This month Ron McCracken is reprising his program on casting clear windows. He is also asking for volunteers for the monthly programs.

I'm eager to see everyone at the May 19 meeting. Please bring your suggestion for the show theme, and please bring a completed or in progress model to share at show 'n tell.

Go build a model!
Tim

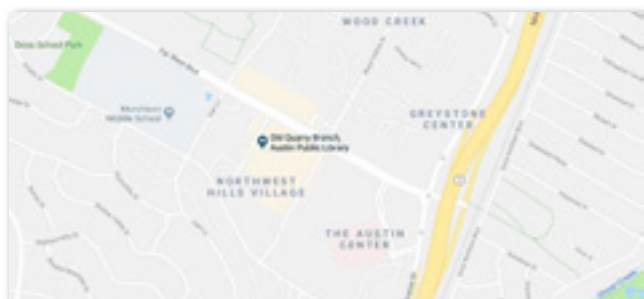




HOUSE CLEANING



ASMS MEETING



**Third Thursday each month
7:00 pm - 8:45 pm
at the
Episcopal Church of the
Resurrection
2200 Justin Ln, Austin, TX
No Reservations Neccessary!**



***Break the ice at parties!
Don't miss out on the new name
badges for dues paying members.
Contact latham.ian@yahoo.com for
more information.***



Events

ASMS Club Dues Are Due!

Annual ASMS club dues are \$25.00/individual or \$30.00/family.

You may bring your dues to a club meeting or remit same to ASMS, 111620 Via Grande Drive, Austin, TX 78739.

Contest Communications:

Monthly Meeting Presentations:

**May-2022 Ron McCracken
Casting Clear windows**



Building and Building the Monogram AT-6 Texan by Tim Robb



I'm fascinated by airplanes. I'm fascinated by all the different color schemes and markings they carry. I like models, especially model airplanes.

I like all eras but the WW II period airplanes above all others. I love the big props, the tail wheels, the greenhouse canopies, the round engines. All this comes together in the North American AT-6 / SNJ. What a classic, iconic, WW II era airplane.

Markings options? This plane was almost everywhere so markings choices are more than a modeler can ask for.

The Monogram 1/48 AT-6, first released in 1979, is one of my very favorite kits. It's an old friend that I don't get tired of building. Raised panel lines and covered with rivets just like the real thing, well at least the rivets part. It has been released many times over the years and different boxings have different parts. Some have a prop spinner, some have the reduced framing on the canopy of the T-6G or SNJ-7. Some have the extended exhaust pipe of the Harvard. Some have venturi tubes.

There are optional machine guns for cowlings, right wing, and rear seat. All good!





I buy the kit whenever I find it at a bargain price. I have seven completed in my display case, one in progress, and nine more in my stash. I like to use it to teach Model Airplane 101 class. It fits well but not perfectly so it's good for teaching construction and seam filling.



A beginner who doesn't yet own an air-brush yet can paint it yellow or silver with spray cans, and you do learn canopy masking! I almost always have a T-6 among my usual 6-10 models in progress. It's a joy to write about this kit and the many hours of modeling fun I have had and will have with it. Go build a model!

Tim



A Visit to Pioneer Flight Museum

by Tim Robb

Tim made a trip to the Pioneer Flight Museum Spring Air Fair this year. Here is the front line report.



Went to Pioneer Flight Museum Spring Air Fair in Kingsbury, TX yesterday. The facility is much upgraded since I was last there maybe 5 years ago. There is a nice hangar housing the vintage planes, an air conditioned gift shop, an old time gas station and a garage for rolling vehicles.





Hatz CB-1





Saw an old friend Dave Orloff there. He primed the engine and swung the prop on the triplane. Here are some pictures of the fun.





It was a great day. They fired up the LeRhone engine on one of the two Fokker Dr.I aircraft.







GROUND ZERO HOBBIES: a new HOBBY SHOP IN CEDAR PARK

BY RICK HERRINGTON



Christmas in May! A present to all Cedar Park area modelers, the opening of Ground Zero Hobbies.

The Austin area has been fortunate to have two great hobby shops to satisfy our model building needs. King's and Lion Heart are two world class hobby shops, but now we have a third, Ground Zero Hobbies.



Ground Zero Hobbies is located at 1335 E Whitestone Blvd #T160, Cedar Park, TX, United States, Texas next to Cinemark.



Ground Zero is a full service Hobby shop with Gunpla, ship, space ship, armor and air-plane kits. They also have a great selection of RC stuff and games.

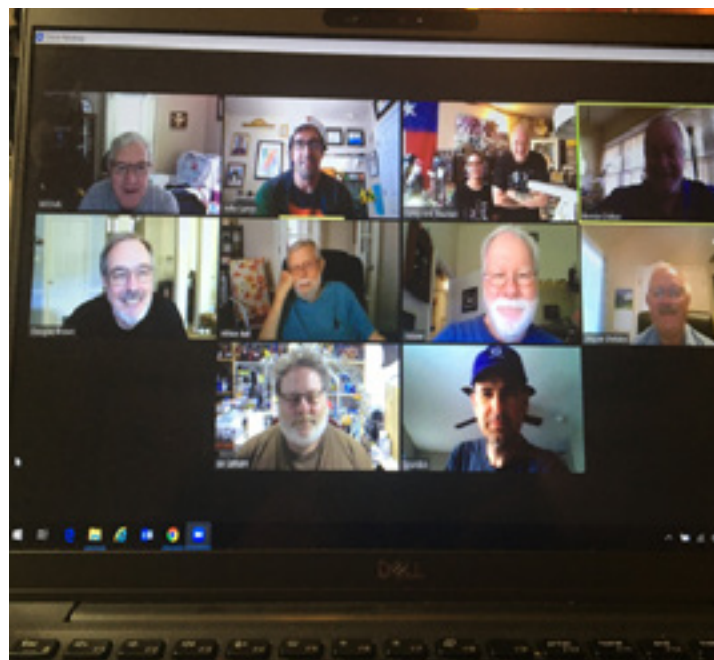






Their staff is knowledgeable and friendly. Connor the owner wants to welcome all modelers and gamers to his new shop.

What's Up wid You?



ASMS/Bill Delk sponsors an on-line ZOOM meeting with whoever wants to join us to talk about models and life. It happens almost every Sunday at 4:00. Contact Bill Delk to have him send you a link to be able to get into the meeting.
Everyone is welcome.

Austin Scale Modelers had its first in person meeting in almost two years. It was held at the Episcopal Church of the Resurrection at 2200 Justin Ln, Austin. It was so good to see everyone in person and see their great models.





Aaron Smischney is up first. Aaron has acquired two 3D printers and has been busy experimenting with them. So far it looks great.



Mike Kruzan brought in a 1/32 mixed media kit by Jetmads. The kit is of a Saab Viggen.



Bob Bethea has been his usual productive self. He brought in a Hanomag 251D with an infrared searchlight, a Jagdpanther, a ZSU-57 and a Minenraumer.



A new member, Vince Hudson who moved to Texas from the Washington DC area brought in an in-progress 1/32nd scale Spitfire Mk9C.






Ron McCracken has also been very productive. He brought in an Academy A-10, a UC-71 Spartan Executive, a Sworf Vultee Vanguard and a Revell Twin Otter.



Bill Delk brought in his Liger.




Dave Edgerly brought in a timely diorama with two T-72s with a Ukrainian flag flying between them.





Mike Gilsbach has been busy. He completed an Airfix 1/72nd Severn Life Boat, a Hasegawa Soya Antarctica Observation Ship, which won first place in this month's competition, a Bandai 1/72nd X-wing, a Tamiya Marder 3M and a small Ambush at Poteau vignette.





Ben Morton won first place with his extensively detailed Testors SR-71.





Tim Robb won third place with his CF-100.



Rick Herrington is getting close to finally finishing his S-38 Schnellboot. Rick also has an in progress 1/700 Suyata Space Battleship Mitsu.



Great first meeting. Hope to see everyone back on the 19th. Until then build a model!

Old Rumors and New Kits

New and In View Aircraft

by Ron McCracken

May is an exciting month, with a lot of new-tool kits coming out. Included in the new-tool selection are a 1/24th Spitfire IXc, a 1/32nd Yak-9T, a 1/48th Buccaneer S.2, and in 1/72nd a Meteor F.8 and an Avia S-199. Plus plenty of new-parts updates to other kits. Fans of the A-26/B-26 Invader have several new/revised releases to choose from. So, let's go through this month's offerings.

1/24th Scale:

Airfix has announced a new-tool Spitfire Mk.IXc for sometime in the second quarter.

It comes with four markings options, full cockpit detail and a complete Merlin engine.



1/32nd Scale:

ICM is re-releasing their DH.82 Tiger Moth with a load of bombs. Interesting, as I didn't even know they carried any armament on the Tiger Moth.

32038 DH. 82A Tiger Moth with bombs



ICM has announced a new-tool Yak-9T. Couldn't find much on it other than box art.



Revell has announced a Bf 109G-2/4. When Revell created the tooling for their Bf 109, they created the parts for a G-10 Erla, G-6 and G-2/G-4. Considering that the tooling was made ten years ago, it is not really new, but practically it is a "new tool" because it was never issued before.



1/35th Scale:

Takom has announced a V-1 Flying Bomb Launch Site, which seems to be an added-parts (lotsa added parts) edition of their earlier V-1 kit.



Takom has also announced a V-1 Flying Bomb kit with Interior.



1/48th Scale:

Academy has announced an SBD-3 Dauntless 'Battle of Midway' version with four markings options and painting masks. Apparently it is available for pre-order, with deliveries to begin in June.



Airfix is releasing a new-tool Buccaneer S.2 with a choice of four markings options.



Eduard has re-released a Bf 109G-10 WNF/Diana as a Profipack Edition kit, with four markings options, color photo-etch parts, and painting masks. The kit is focused on 109s produced by Wiener Neustädter Flugzeugwerke.



Eduard has also re-released their Z-126 Trener in a Profipack Edition, with six markings options, color photo-etch parts, and painting masks.



Hasegawa is re-releasing their F-2B kit in 'Prototype No.4' markings.



Hasegawa has re-released their RF-4E Phantom II JASDF.



ICM has re-released their A-26 kit as an A-26C-15 Invader with new/updated parts.

48288 A-26C-15 Invader with USAF Pilots & Ground Personnel



ICM has also re-released their B-26K Counter Invader in an early configuration, again with new/updated parts.



To finish the Invader-ama, Revell has re-issued the ICM B-26C Invader with different markings.



ICM has re-released their 2021 OV-10A as a Desert Storm OV-10A and OV-10D+ Bronco, circa 1991.



Tamiya has re-released their P-38J Lightning in Dick Bong's markings.



Zoukei-Mura has re-released their F-4EJ Kai Phantom II in 301 SQ 'Go For It' markings. This is a decals-only change from previous releases.



1/72nd Scale:

Airfix has announced a new-tool Meteor F.8 with three markings options.





Eduard has released a new-tool S-199 Mezek (Czech Me 109) Dual Combo Ltd Edition kit with two canopy options.



Eduard has released a Spitfire F Mk.IX Weekend Edition kit.



Hasegawa has released their F-106A Delta Dart in a dual-kit 'Bicentennial' edition with markings for two different F-106A squadrons. So far as I know this is their original F-106A kit with fine raised panel lines and minimal cockpit detail.



ICM has re-released their 2008-vintage MiG-29 Fulcrum in 'Ghost of Kyiv' markings.

Apparently the "digital" camouflage is provided as decals. 50% of the profit from selling the kit will be donated to Ukrainian forces.



ICM has re-released a Tu-2T with some updated/new parts.



1/144th Scale:

Revell is re-issuing their CH-47D Chinook.





1/200th Scale:

Hasegawa has re-released their 737-800 in JAL Express markings.



JAL EXPRESS

BOEING 737-800
ボーイング 737-800

Happy modeling!



Styrene,
The Greek Muse
of Scratchbuilding

NATO resupplying Ukrainian farmers
anti-tank supplies



Shipping News

by Rick Herrington

A good month for ship releases. Most of the releases are in 1/700th scale so let's get started.

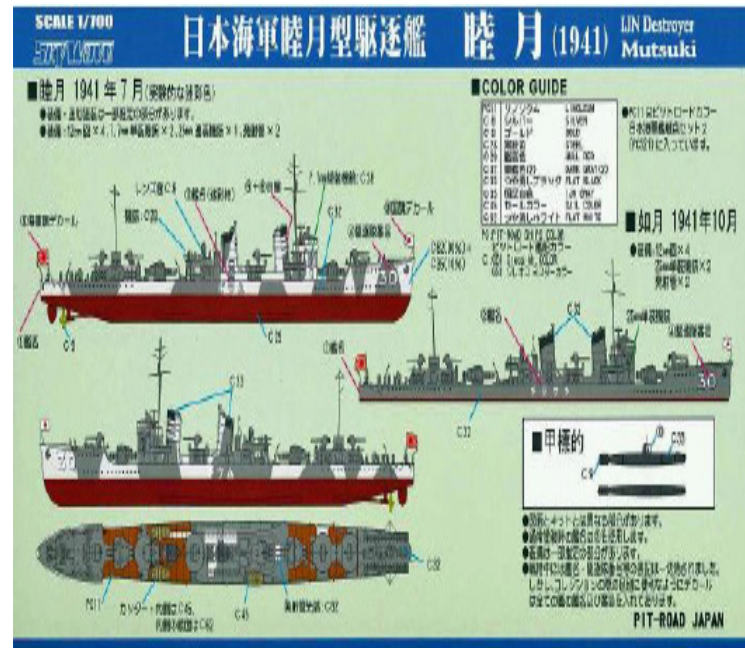
Pit Road has a number of new releases for us this month. The first is an IJN I400/I401.



Next from Pit Road is the IJN Destroyer Shikinami as she appeared until 1941.



Pit Road is also releasing an IJN Mutsuki destroyer.




Last from Pit Road is the release of the JMSDF Aegis class DDG-178 Ashigara.




An interesting release from Kami de Korokoro in 1/700th. The release is of the Acoustic Measurement ship Aki. The Aki was built to record the sound signatures of submarines.





Next from IHP is HMS Colossus. HMS Colossus was also a light fleet carrier. She was launched in 1944 but only served until 1946 when she was loaned to the French



The third light fleet carrier release from IHP is HMS Triumph. She was launched in 1946 and like HMS Theseus spent most of her career serving in the Korean War. She was later converted to a heavy support ship.

IHP has four new British carrier releases for us. The first is HMS Theseus a light fleet carrier. Theseus was originally built to serve in WW2 but ended up doing most of her service during the Korean War.





Finally from IHP is the light fleet carrier HMS Glory. HMS Glory was launched in 1943 and actually saw service in WW2. She also saw service in the Korean War and was placed in active reserve in 1956



Moving on to 1/1200 Revell is releasing the USS Enterprise CV-6.



Revell is also releasing a 1/72nd scale Type VIIC U-boat.



Last in the column this month is a shelf buster (1/200 scale) release from Gallery Models. The subject is the IJN Yamato. They are claiming this is an all new tool. The kit contains 2,800 parts as well as 8 sheets of photo etch.



That's all the wind in the sails for this month. Go build a model!



Tracked Topics

By Panzer Lehr

A good mix of upcoming releases in 1/72nd, 1/48th and 1/35th this month. Let's get started with 1/72nd.

Revell is up first with a release of the Le Clerc T5



Dragon has the next two releases, the first being a Bundeswehr German Boxer and the second a US Bradley M2A3 Busk 3.



Moving on to 1/48th scale Suyata is up first with a Tiger 1 early production with a full interior.



Not to be outdone, Tamiya is releasing their own early production Tiger 1. This one looks like it has the Pfeiffel air cleaners.



Moving on to 1/35th scale, Gecko models is releasing a German Bedford 4X2 Beutewagen.



Das Werk is releasing a Tiger 1 late model. This one includes molded on zimmerit.





Takom is releasing a Panther D also with molded on Zimmerit and a full interior.



Dragon is releasing German Sdkfz 10 towing a 105mm howitzer.



Our Ukrainian friends at ICM are releasing a set of vehicles called Battle of France 1940.

The set includes a Hanomag 251 apc, a Hanomag 251 command/radio vehicle and a KFZ 2 with drivers.



RFM has two upcoming releases. The first is a Russian KV-1 1942 and the second is a Panther Ausf G Panzerbefehlswagen.





IPMS USA is soliciting articles. We've got some great modeller's in this area and you can help the mother organization to flourish by submitting an article to the Journal.

ARTICLES WANTED!

Maybe you build cars.
Or jets. Or figures. Or tanks.
Maybe you slap em' together.
Maybe you count every rivet.

WE WANT TO KNOW WHAT YOU ARE BUILDING

How did you built it?
What makes this particular subject interesting?
Do you have any special tricks?

Any IPMS USA member can submit an article on any modeling related topic to the IPMS USA Journal. The standard word count is 3000 and it should be well documented with high resolution photos. Send inquires to: ipms-q@ipmsusa.org






7801 N. Lamar Blvd., Ste B169, Austin, TX
78753
(512) 836-7388



kinginfo@kingshobbyshop.com
<http://www.kingshobbyshop.com>



Something for Everyone!





Join International Plastic Modeler's Society / USA

IPMS/USA is dedicated to the hobby (and fun) of Scale Modeling. It was started by Jim Sage, of Dallas, Texas, in 1964. There are now branches of IPMS all over the world. Our Local Regions and Chapters sponsor Model shows and contests every year, but you needn't be a member to visit the shows or attend the club meetings!

With IPMS/USA Membership, you will receive the outstanding IPMS/USA Journal six times a year - it includes features on all modeling subjects such as aircraft, armor, automotive, ships, figures - you name it! You will also find listings of IPMS contests, swap meets, hints and tips, and reviews.

Membership also qualifies you to participate in IPMS/USA sanctioned contests, and particularly in our

World-famous National Convention, held each summer. As a member, you'll also be able to access our online Discussion Board, where a wide variety of modeling topics are discussed, and enjoy interaction with other serious modelers for help with questions about modeling techniques or the Society in general. Many Hobby Shops and Model Vendors around the USA offer discounts to IPMS/USA Members.

Visit us at: <http://www.ipmsusa.org/>
Join up online at: <http://www.shopipmsusa.org/category-s/100.htm>

For any questions or problems with your membership application/renewal, please contact the IPMS/USA
Officer Manager at manager@ipmsusa.org

International Plastic Modelers' Society/USA
Membership Application / Renewal Form
New Renewal IPMS#: _____

Name: _____

Address: _____

City: _____ State: _____ Zip Code: _____

Phone: _____ E-Mail: _____

Chapter Affiliation, if any: _____

Junior (17 years or younger) \$17.00 Date of Birth _____

Adult One year \$30.00

Two years \$58.00

Three years \$86.00

Canada & Mexico \$35.00

Foreign Surface \$38.00

Family Adult fee + \$5.00

of cards? ____

Your Signature: _____

If recommended by an IPMS member, please provide his/her:

Name: _____ IPMS #: _____

PAYMENT OPTIONS:

Cash Amount: _____

Check Check #: _____ Amount: _____

Where did you hear about IPMS/USA? Please check all that apply:

Local model club

Friend

Ad in IPMS Journal

Facebook

Ad in other magazine

Internet search

IPMS web site

I'm a former member rejoining

Other _____

Applications should be printed and mailed to:

IPMS/USA

P.O. Box 1411

Riverview, FL 33568-1411



LIONHEART

— H O B B Y —



5500 Jack C Hays Trail, Kyle, Texas 78640,

(512) 504-3404

10:00 am – 06:00 pm



