

ASMS



SPRUE EXAMINER

THE FIRST ANNUAL WINTERBLITZ SHOW..ON SITE WITH RICK COTTON



ME-309 BRENGUN 1/144 REVIEW

BY BEN MORTON



New and In View • What's UP? • Old Rumors & New Kits

News • Articles • Features • Opinions • Advice • Humbug



CONTENTS

Page 3 The President's Soapbox

Page 4 House Cleaning

Page 5 ME-309 1/144th Brenguin review by Ben Morton

Page 8 Winterblitz: Tanks and Models by Rick Cotton

Page 13 What's up? - by Flanged End Yoke

Page 20 Old Rumors and New Kits:

Page 20 New and In View- by Ron McCracken

Page 24 Shipping News - by Rick Herrington

Page 28 Tracked Topics by Panzer Lehr

ASMS Officers & Chairpersons

Ian Latham - President: president@austinsms.org

Aaron Smischney - Vice-President: vicepresident@austinsms.org

Mike Lamm - Finance Minister: treasurer@austinsms.org

Rick Herrington - Secretary: secretary@austinsms.org

Rick Herrington - Newsletter Editor: editor@austinsms.org

Show Coordinator: showcoordinator@austinsms.org

Mike 'Hollywood' Gilsbach - Webmaster: webmaster@austinsms.org

Jeff Forster - IPMS/USA Coordinator: chaptercontact@austinsms.org

Our Sponsors

Phil Brandt (in memorium)

Eric Choy Angela Forster

Jeff Forster Russ Holm

Rick Willaman Jack Johnston

Mike Krizan Rick Herrington

Aaron Smischney



www.austinararmorbuilders.com



www.kingshobbyshop.com



www.wmbros.com



www.ctsms.org

IPMS/USA Support the Troops Initiative

The IPMS/USA initiative was established to provide model kits, supplies and reference materials to our servicemen and women serving in combat zones, recovering in hospitals, and rehabilitating in specialized facilities. The program is expanding into other areas as well. Some local programs take place in USO facilities, some are centered around active duty personnel and are scattered across the country. The IPMS/USA Support The Troops program is still going full-tilt. The national program director is Jon Emery. Jon is accepting any and all contributions and is sharing them with all of the active programs around the country.

www.models4troops@gmail.com



www.austinsms.org

Austin Scale Modelers Society (ASMS) is a chartered chapter of International Plastic Modelers Society (IPMS/USA). ASMS meets on the third Thursday of each month. Annual dues for full membership are \$25/individual or \$30/family. The views expressed in this newsletter are those of the authors. It is intended for educational purposes only.

ASMS does not endorse the contents of any article.



PRESIDENT'S SOAPBOX

BY IAN LATHAM



Happy February!

Last year at this time Austin was covered with snow and most of Texas was dealing with power outages. Yes, that's right, airbrush compressors were down across the state! Not to mention the complications of modeling by candlelight.

Thankfully this year has been relatively smooth and the shows are back in action.

I had mentioned in last month's column that we will be meeting soon for the electing of new leaders for ASMS. I'm still trying to finalize that and hoping to establish a new meeting location at the same time. And, Austin is still at Covid level 5. Due to these situations the meeting may not happen this month, but when we do have things finalized we will be sure to spam the group with an email, or two, to let you all know what will happen.

Once we start up meetings again, we will be restarting membership fees. It was nice to spend that \$20 on a weekend kit last year, so be sure to bring that built kit along with a new crisp twenty dollar bill to the meetings when we start up this year. If you want to beat the rush you can always get ahead of things by sending your 2022 dues to Mike Lamm at 11620 Via Grand Dr., Austin, TX 78739, or you can contact him for Paypal options at mjmikey2000@yahoo.com.

I also had a request for additional name badges recently, so I'll be happy to set up an order. Please reach out to me (ian.k.latham@gmail.com) this month if you need one.

Well that's enough biz talk for now, sit back, relax and enjoy another bountiful offering by our own Ricky 'H'.

Happy building to all.

- Ian





HOUSE CLEANING



ASMS MEETING



**Third Thursday each month
7:00 pm - 8:45 pm
at the
Old Quarry Branch Library
7051 Village Center Dr.**

Meetings suspended due to Covid-19

No Reservations Neccessary!



***Break the ice at parties!
Don't miss out on the new name
badges for dues paying members.
Contact latham.ian@yahoo.com for
more information.***



Events

ASMS Club Dues Are Due!

Annual ASMS club dues are \$25.00/individual
or \$30.00/family.

You may bring your dues to a club meeting or remit
same to ASMS, 111620 Via Grande Drive, Austin, TX
78739.

***Winterblitz 2022
Presented by Texas Independent
Military Modelers
January 22, 2022***

***Rivercon XI
March 19, 2022 LSU university Ctr
www.facebook.com/RiverconIPMS/***

Contest Communications:

Monthly Meeting Presentations:

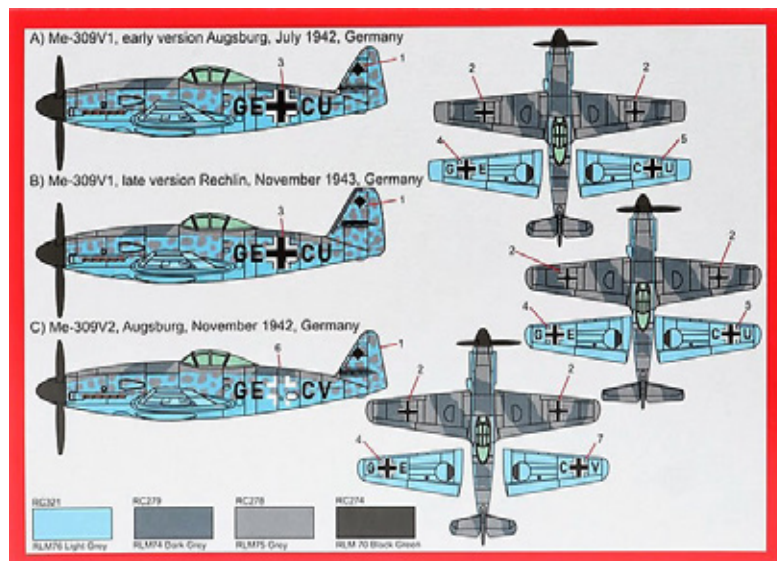
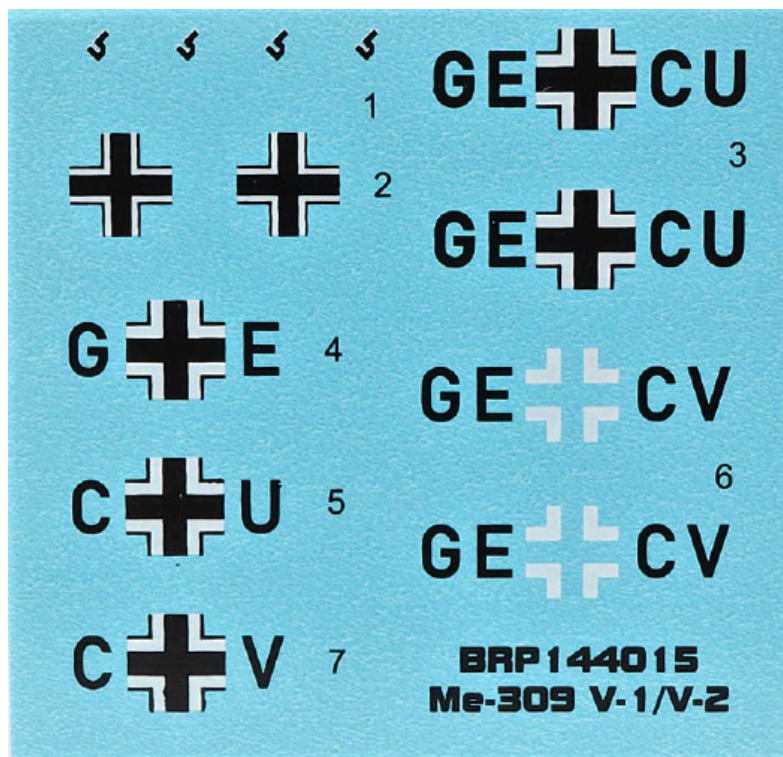
Meetings

Suspended

MESSERSCHMITT ME-309 V-1/V-2
BRENGUN'S 1/144TH KIT
a build Review by Ben Morton

The Messerschmitt Me-309 was envisioned as a replacement for the Me-109 in late 1940. The aircraft was to feature a pressurized cockpit, a fully retractable, tricycle undercarriage and a variable geometry radiator. The Me-309 was never to become much of a priority for the powers that be owing to the success of adapting the Me-109 to larger engines and heavier armament and the Focke Wulf 190 coming into service. Four prototypes (V1-V4) were constructed with flight testing continuing into the last quarter of 1943.

Brengun has released a 1/144th scale kit of the Me-309 with alternate parts to construct either the V-1 (GE/CU) or V-2 (GE/CV) prototypes. The primary, exterior difference between the two prototypes was a different tailplane configuration and shortened wing. [Fun Fact: The developmental people went through four different tail plane setups before they got one that worked well enough.?!] The second prototype was written off on its maiden flight after crash landing due to a collapsed nose wheel strut. Brengun supplies markings for both aircraft on a small decal sheet.



The forty-four injected molded, light gray parts come on two sprues, with a clear canopy and the aforementioned decal sheet. The marking guide is printed on the back on the box. As this is a model of a prototype I took some liberties with the paint scheme. The completed model was painted with RLM 76 and then RLM 74 was stippled onto the upper surfaces in a vain attempt to do a mottled camo scheme.





The kit features an interior with the pilot seat and cockpit floor (molded as one piece), a separate control column and a forward control panel with molded instrument bezels. More than adequate for an aeroplane model in this scale. The more detailed oriented modeler can avail themselves of a P.E. detail set (#144169) and a vacu-formed canopy (#144167) available from Brengun. Do remember to add some nose weigh before closing up the fuselage to avoid the dreaded TSS (tail sitter syndrome).

Some of the other build options are: an open or closed engine radiator, shortened wing tips for the V-2 prototype and different tail plane configurations. The wing tips will require some surgery as a portion of the wing will need to be removed and replaced with kit supplied bits for that configuration.

The landing gear struts are single pieces with multi-part gear doors for each assembly.

[Fun Fact: The Me-309 featured a nose gear that rotated ninety degrees before retracing into the forward fuselage.]





The kit goes together well and without much fuss. The only real fit issue I had was with the main wings. You will need to check references to get the main wing dihedral correct as the wings have a flush join. The rest of the kit fits together very nicely and the clear canopy's snug fit is a real plus.



My thanks to Brengun and IPMS/USA for the review copy.

Support Your Local Hobby Shop.





Winterblitz:

Tanks and Models, the best of both worlds

An on site report by Rick Cotton

The inaugural Winterblitz 2022 armor show was held on January 22, at the Museum of the American GI in College Station, Texas.

Some 42 contestants brought more than 260 entries into this first independent model show held by a loose collaboration of modeling friends known as the Texas Independent Military Modelers. More than 80 regular category awards, plus a group of special award mugs and specially-printed dog tags were handed out to the winners.



Competition was stiff, and model quality was very high across the board. Nationals-level builders such as Alex DeLeon, Tom Moon, Rob Booth, and Bob Bethea were in attendance, along with their various works of modeling art.





Tanks, halftracks, trucks, artillery and military vehicle models of all types were on display amongst the Museum's excellent collection of real restored US military vehicles, which date all the way back to a WW1-vintage FT-17 tank. Most of the Museum's vehicles are in running condition, and along with an impressive display of uniforms and artifacts, form a superb backdrop for an armor show.





Several historical re-enactors, including “General Patton” (portrayed by Denny Hair) made personal appearances as well. The General’s immaculately restored command truck was also open for display!





A vendor room with some 15 tables yielded goodies to shoppers, and a new feature, the "Swap Table" allowed modelers to drop off an old but complete kit they no longer wanted and accept a different one in trade.



Several high-end armor kits were handed out as door and raffle prizes, including a nice kit donated by Lionheart Hobbies in Kyle. G & G Models in Houston was also a major sponsor of the show, but of course, the Museum of the American GI made it all possible by hosting the event.

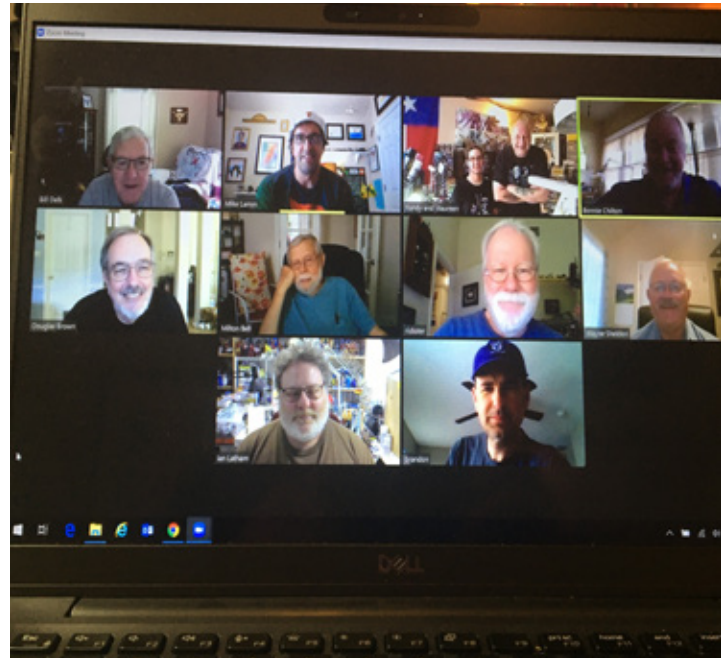




It was a different show, a fun, laid-back event, and the organizers are already planning next year's event! We hope to see YOU there!



What's Up wid You?



ASMS/Bill Delk sponsors an on-line ZOOM meeting with whoever wants to join us to talk about models and life. It happens almost every Sunday at 4:00.

Contact Bill Delk to have him send you a link to be able to get into the meeting.


Everyone is welcome.

Dave Bottger is up first this month, Dave is currently building Accurate Miniatures 1-48th P51B.



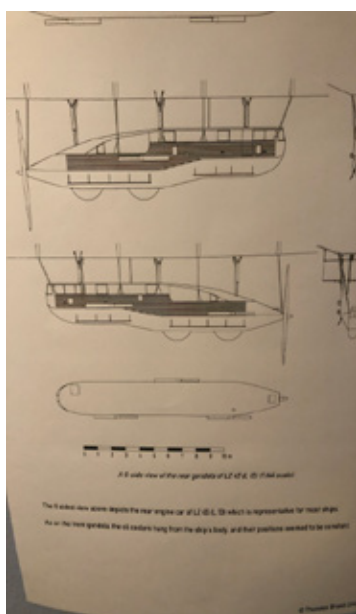
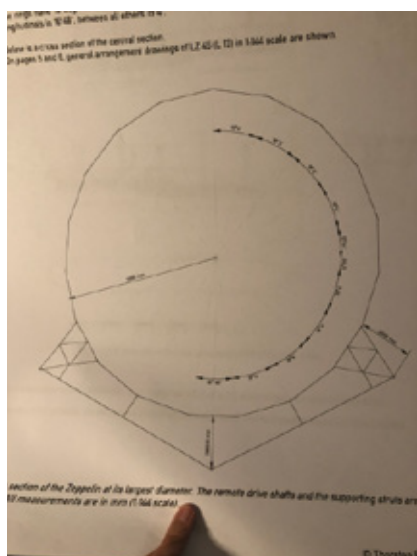


Rick Cotton shared some pictures of his in progress Combrig 1-350 IJN Takasago. If you're not familiar with the Takasago she was a Japanese protected cruiser that fought in the Russo-Japanese war.





Dave Edgerly is busy with several projects. He and Dave Orloff are working on constructing a 1/48 dirigible. He also has a Revell Razor Crest from the Mandalorian waiting in the wings.





Dave just upgraded his hobby work space. This is a picture of it.







Mike Gilsbach just completed Hasegawa's kit of Voyager 1 and now has a Bandai Speeder Bike Scout Trooper in Progress.





Rick Herrington finished and handed off his Wirbelwind. The kit was built to be part of a group build. He is also seeing the light at the end of the tunnel with his Fore Hobby 1/72 S-38 Schnellboot.







Ian Latham has been building up a storm. He shared three of his projects with us. The first is a 1-48th scale Harvard.



Remaining in the same scale Ian completed a Schwimmwagen.



Last from Ian is a 1-48th scale Texan.





This month we have three completed projects from Ron McCracken starting off with an Esci AC-130.



Next from Ron is an Italeri MB 326



Last from Ron is his build of the Williams Brothers B-10B.



Thanks to everyone that shared their Modeling projects with us.
See you next month.





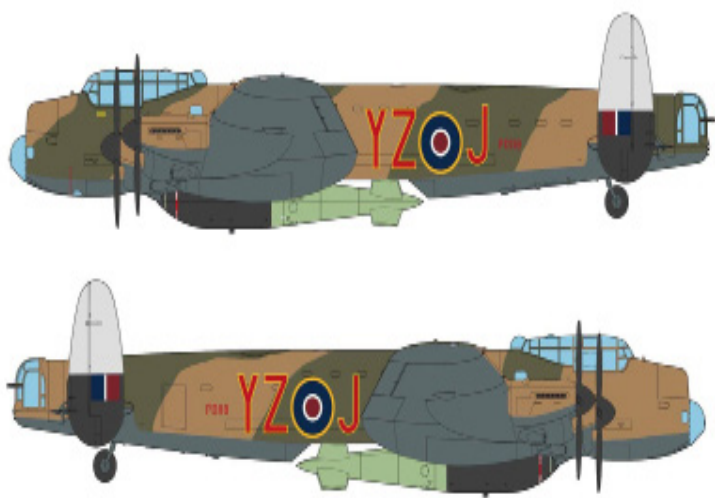
Old Rumors and New Kits

New and In View Aircraft by Ron McCracken

February offers some interesting new stuff, and as usual a lot of re-pops. For the truly new, see the 1/72nd scale section for the latest from our friends at Fine Molds. also look at the new Zwilling kit from Roden in 1/144th. In the “almost new” category is HK Model’s big Lancaster kit with “Grand Slam” modifications (which aren’t trivial, by the way).

1/32nd Scale:

HK Model is releasing their Lancaster as a B.I Special Grand Slam. Presumably this incorporates the modified bomb bay doors, reduced defensive armament, and the huge “Grand Slam” bomb.



B Mk.I Special PD119/YZ-J, No.617 Sqn. RA, Woodhall Spa, UK, April 1945



Revell is re-releasing their DH.82 Tiger Moth (IC), unknown at this time what, if anything, changed.





1/48th Scale:

DoraWings is re-releasing their 2019 MB.151 as an MB.151 C.1 with new decals.



Eduard is re-releasing their Sopwith F.1 Camel as a Clerget-powered variant with new decals.



Eduard is re-releasing their Spitfire Mk.Vb/Vc in a "Southern Star" limited edition dual kit.



Hasegawa is re-releasing its 2004-vintage AV-8B Harrier II Plus with two markings options – VMA-223 Bulldogs and VMA-231 Ace of Spades.



Hasegawa is re-releasing their Fw 190A-4 in 'Walter Nowotny' markings.





ICM has re-released their recent A-26 kit as a JD-1D Invader drone controller.



ICM has released a Mistel S1, which is the Trainer version of Mistel 1, comprised of a Ju 88 A-4 and Bf 109 F-4 arranged in a piggy-back configuration.



Revell is re-releasing ICM's O-2A Sky-master with some updates and new decals.



1/72nd Scale:

DoraWings is re-releasing their MB.151 C.1 in Greek and Luftwaffe markings.



Eduard is releasing their Hurricane Mk.I in a Profipack edition, with parts and decals for both the Mk.I and Mk.I Tropical versions.





Fine Molds is releasing a new-tool JAS-DF F-2A. No reviews available yet, but if it is up to the standard of their F-4 series, this ought to be a good one.



Revell is re-releasing their F/A-18F Super Hornet with new decals and possibly some updated parts.



1/144th Scale:

Roden is releasing an He 111Z-1 Zwilling (twin) based on their earlier He 111H kit.



And that's the way it is, for February.
Happy modeling!




Shipping News

by Rick Herrington

First up this month is Meng in 1/2000 scale. They're labeling this release as Chinese Fleet Set 1 and it contains a full carrier strike group (6pcs).



Douysha is releasing an RMS Titanic in 1/1000 scale



Pit Road is releasing a JMSDF DD-120 Shiranui in 1/700th with a figure.





Trumpeter is releasing two PLAN ships in 1/700. The first is a Type 071 amphibious Transport Dock.



The second is a Type 054A guided missile frigate.



Flyhawk has a Kriegsmarine release for us this month, and that is the Gneisnau circa 1940.



Moving on to 1/350th scale Hobby Boss is releasing Russia's latest nuclear submarine the Yuri Dolgoruky Borei.





Hasegawa is releasing an IJN destroyer the Yukikaze.



Last are three releases in 1/35th scale. Tiger Models is first with their release of the Israeli patrol boat SHMEL



Next is Dragon's Light Seal Support Craft



Last in 1/35th scale is Border Models release of a Type C U-boat conning tower and partial hull including the deck gun.



That's all the wind in the sails for this month.
Grab a kit out of your stash and build it!

Tracked Topics

By Panzer Lehr

Howdy tread heads! Let's start off with 1/72nd scale. A company called Walteson's has two new releases for us. The first is an M4A1 76 mm Sherman.



Next from Walteson's is a Russian KV 1. Not sure of the quality of these models as this is the first time I've heard of this company.



Ace is up next with a Soviet Army 2ton 4X4 truck Model 66.

Soviet Army 2t 4x4 truck model 66



Dragon has a couple of new releases for us. The first is a Hanomag Sdkfz 251C with Wurffrahmen.



Next from Dragon is a Gruppe Fuhrmann Tiger 1. If you're not familiar with Gruppe Fuhrmann...

“.....In the beginning of 1945, Kampfgruppe Schulze and Oberleutnant Fehrman formed a division of six Tiger I and five Panther tanks with the intention of going into the Ruhr area. The Tiger tanks were commanded by Oberleutnant Fehrman and were designated with 'F' to denote their 'Gruppe' commander hence F01, F02, F03 and up to F13.

Sd.Kfz. 181 Pz.Kpfw.VI Ausf.E
GRUPPE FUHRMANN TIGER I

1/72 SCALE
PRO

DRAGON

- Hybrid combination of Early- and Late-Production Tigers realistically recreates the real vehicle
- Exhaust smoke arrangement unique to Dragon Productions
- Authentically reproduced access hatches for the 16, 230 engine
- Interchangeable spare tracks can be hung on turret sides
- Patented metal exhaust covers
- One-piece side-mounted gun barrel and muzzle brake
- Escape hatch accurately rendered
- Patented turret assembly reproduced
- Drive support included
- Sprung-on and off wheels are fully adjustable
- Detailed, injection-molded drive
- Photo-etched parts
- New Catapult details
- Metal tow cables included
- One-piece side-mounted tracks

www.dragon-models.com e-mail: info@dragon-models.com 7368

Next from Revell is Bundeswehr
2 ton Unimog.



Keeping with Unimog's ICM has one
of their own. They're touting this one
as an all new molding.

Moving on to 1/35th scale Revell is
releasing a Sdkfz 247 Ausf B.



Unimog S 404


German military truck

ICM | No. 35135 | 1:35





The on again, off again Amusing Hobby is releasing a kit of the only Porsche Tiger to ever see combat #003. The vehicle was used as a command tank somewhere on the Russian front circa 1944.



Border Models has three new releases for us this month. The first is a Möbelwagen flak panzer. with a 3.7cm gun.



Next from Border is an early version of the Jagdpanzer IV L/48.



The third release from Border is a modern Chinese Main Battle Tank ZTZ 99A. Note the back drop for the driving tank. Not to often you see the Golden Gate Bridge on a model box.





Dragon has an SAS anniversary set with 3 jeeps and 7 figures.



Dragon is also releasing a Panzer II ausf C as a Beobachtung version.



Tiger Model is releasing a French ECR-90 F1



Gecko Models has two 1/35 British Scimitars for us. One is a Mk2 CVR and the other is the version used in Afghanistan with slat anti-rpg armor.



Last in the column this month is a release from Zvezda, a T-62. Cookie Sewell did a review on this kit and said...

Advantages: best kit of a T-62 of any model in this scale; nicely thought out parts breakdown and use of link-and-length tracks makes assembly easier than some

High praise from a Russian armor expert.

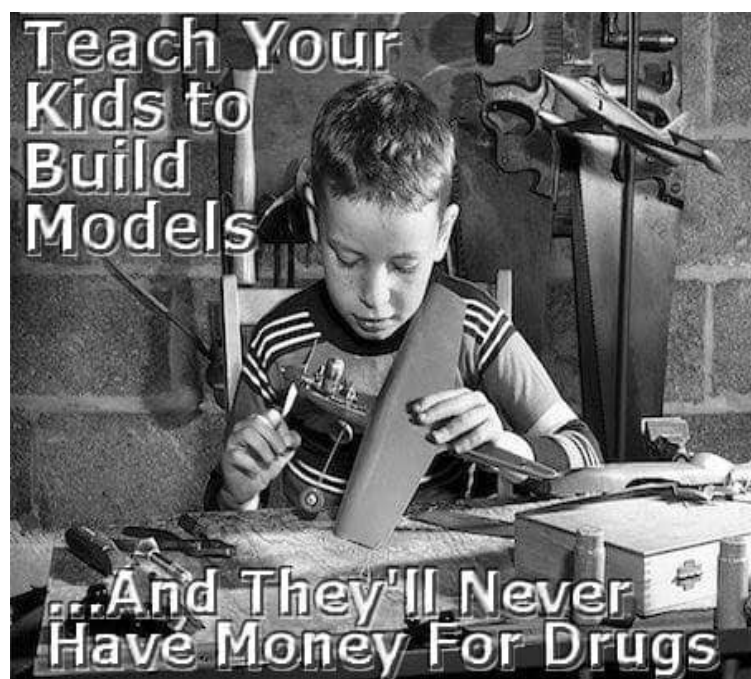


That's it for this month. Grab a kit out of that stash and build it or buy a Zvezda T-62.
See you next month.

IT FIGURES

BY MICHAEL LAMM

It Figures has been discontinued until we can find a new contributor. If you are interested in sharing news regarding the figure world contact me at Bozon0592@gmail.com.





IPMS USA is soliciting articles. We've got some great modeller's in this area and you can help the mother organization to flourish by submitting an article to the Journal.

ARTICLES WANTED!

Maybe you build cars.
Or jets. Or figures. Or tanks.
Maybe you slap em' together.
Maybe you count every rivet.

WE WANT TO KNOW WHAT YOU ARE BUILDING

How did you built it?
What makes this particular subject interesting?
Do you have any special tricks?

Any IPMS USA member can submit an article on any modeling related topic to the IPMS USA Journal.
The standard word count is 3000 and it should be well documented with high resolution photos.

Send inquires to: ipms-q@ipmsusa.org



Central Texas
Scale Modeling Society





King's Hobby

Modeling With You
Since 1973

7801 N. Lamar Blvd., Ste B169, Austin, TX
78753
(512) 836-7388



kinginfo@kingshobbyshop.com
<http://www.kingshobbyshop.com>



Something for Everyone!



1/77





Join International Plastic Modeler's Society / USA

IPMS/USA is dedicated to the hobby (and fun) of Scale Modeling. It was started by Jim Sage, of Dallas, Texas, in 1964. There are now branches of IPMS all over the world. Our Local Regions and Chapters sponsor Model shows and contests every year, but you needn't be a member to visit the shows or attend the club meetings!

With IPMS/USA Membership, you will receive the outstanding IPMS/USA Journal six times a year - it includes features on all modeling subjects such as aircraft, armor, automotive, ships, figures - you name it! You will also find listings of IPMS contests, swap meets, hints and tips, and reviews.

Membership also qualifies you to participate in IPMS/USA sanctioned contests, and particularly in our World-famous National Convention, held each summer. As a member, you'll also be able to access our online Discussion Board, where a wide variety of modeling topics are discussed, and enjoy interaction with other serious modelers for help with questions about modeling techniques or the Society in general. Many Hobby Shops and Model Vendors around the USA offer discounts to IPMS/USA Members.

Visit us at: <http://www.ipmsusa.org/>
Join up online at: <http://www.shopipmsusa.org/category-s/100.htm>

For any questions or problems with your membership application/renewal, please contact the IPMS/USA Officer Manager at manager@ipmsusa.org

International Plastic Modelers' Society/USA

Membership Application / Renewal Form

New Renewal IPMS#: _____

Name: _____

Address: _____

City: _____ State: _____ Zip Code: _____

Phone: _____ E-Mail: _____

Chapter Affiliation, if any: _____

Junior (17 years or younger) \$17.00 Date of Birth _____

Adult One year \$30.00

Two years \$58.00

Three years \$86.00

Canada & Mexico \$35.00

Foreign Surface \$38.00

Family Adult fee + \$5.00

of cards? ____

Your Signature: _____

If recommended by an IPMS member, please provide his/her:

Name: _____ IPMS #: _____

PAYMENT OPTIONS:

Cash Amount: _____

Check Check #: _____ Amount: _____

Where did you hear about IPMS/USA? Please check all that apply:

☐ Local model club

☐ Friend

☐ Ad in IPMS Journal

☐ Facebook

☐ Ad in other magazine

☐ Internet search

☐ IPMS web site

☐ I'm a former member rejoining

☐ Other _____

Applications should be printed and mailed to:

IPMS/USA

P.O. Box 1411

Riverview, FL 33568-1411



Hobby terms

There are 39 words hidden in the word search below, the words may be found across, down, diagonally and backwards and can overlap with each other. The hidden words are listed beneath the word search; circle the words in the word search as you find them and cross them out from the list.

```

W S E A M F I L L I N G T G T G R E E B L I E S
C W O D C I E L E B F I L E O A T M G C O S W S
W H R E R E N N I H T G L I E M G N I K S A M P
N N I Y T A L R I E O E N L U L A S E L T C C R
N N E F E U G P T A X Z E L L W H I W P R S G A
E F T F S T A O A I E P I P G B D P A B U J E Y
D A A N B Y F E N I L I N I P R R L L D A R F P
S L A Y I M A T G A N E E O N R A Y I T N F C A
P C T N T I P N C T O T G N I L I A T E D A A I
S R E W P M A S E A R M O N O G R A M W H L B N
T H I N I P R N R A W E A T H E R I N G S E P T
Y P S S E A N R S T S K N A T E B E S P U I R R
R K A N N R N I G E C E R S R E F D L E R C A A
E I N O R M Y E D C G O R E I S R E A I B P Z D
N T D I E O E D S I W A C U V K M X C D T I O A
E T P T L R A L N N O Y L K G E S N E P N T R I
C Y A C F G F H A E R R T F P I L S D R I K S G
K H P U X A C T O L E T A T O I F L C I A T A E
G A E R G N I B I R C S G M U N T I I M P H W R
I W R T L T I E L T E U E T A P A E P E U L A A
G K L S N L I U A U R I A P T H S C R R R G T A
O G G N Y E A U R G N I D L I U B H C T A R C S
I A L I M C C P T B S U P E R G L U E N M F I L
L A N E O H S P B I O A W A G E S A H E P O X Y
  
```

Armor
Decals
Epoxy
Greeblies
Masking
Primer
Sandpaper
Scribing
Styrene
Thinner

Bandai
Detailing
Figures
Hasegawa
Monogram
Putty
Scalpel
Seam Filling
Superglue
Weathering

Camouflage
Diorama
File
Instructions
Paint
Razorsaw
Scenery
Spray Paint
Tamiya
Xacto

Cockpit
Dragon
Glue
Kittyhawk
Paintbrush
Revell
Scratch Building
Sprue
Tank



LIONHEART


— H O B B Y —



5500 Jack C Hays Trail, Kyle, Texas 78640,

(512) 504-3404

10:00 am – 06:00 pm





International Plastic Modelers' Society/USA Membership Application / Renewal Form

New ☐ Renewal ☐ IPMS #:

Name: _____

Address: _____

City: _____ State: _____

Zip Code: _____

Phone: _____ E-Mail: _____

Chapter Affiliation, if any: _____

Junior (17 years or younger) \$17.00 _____ Date of Birth: _____

Adult One year \$30.00 _____

Two years \$58.00 _____

Three years \$86.00 _____

Canada & Mexico \$35.00 _____

Foreign Surface \$38.00 _____

Family (1 set of Journals) _____ ← Adult fee + \$5.00 # of cards? _____

Your Signature: _____

If recommended by an IPMS member, please provide his/her:

Name: _____ IPMS #: _____

PAYMENT OPTIONS:

Cash ☐ Amount: _____

Check ☐ Check #: _____ Amount: _____

Billing Address, if different than above -

Address: _____

City: _____ State: _____


Zip Code: _____

Applications should be printed and mailed to: IPMS/USA, PO Box 1411, Riverview, FL 33568-1411



Hobby terms

There are 39 words hidden in the word search below, the words may be found across, down, diagonally and backwards and can overlap with each other. The hidden words are listed beneath the word search; circle the words in the word search as you find them and cross them out from the list.



Armor
Decals
Epoxy
Greeblies
Masking
Primer
Sandpaper
Scribing
Styrene
Thinner

Bandai
Detailing
Figures
Hasegawa
Monogram
Putty
Scalpel
Seam Filling
Superglue
Weathering

Camouflage
Diorama
File
Instructions
Paint
Razorsaw
Scenery
Spray Paint
Tamiya
Xacto

Cockpit
Dragon
Glue
Kittyhawk
Paintbrush
Revell
Scratch Building
Sprue
Tank