

ASMS



SPRUE EXAMINER

**GORDON STIEMAN'S 1/48TH
HEINKEL 219**



**IPMS NATIONALS 2022 - A REPORT FROM THE
FRONT LINES BY TIM ROBB**



The Cotton Report • What's UP? • Old Rumors & New Kits

News • Articles • Features • Opinions • Advice • Humbug

CONTENTS

Page 3 The President's Soapbox

Page 4 House Cleaning

Page 5 Gordon Stiemman's Heinkel 219 Uhu

Page 10 IPMS Nationals: A front line report by Tim Robb

Page 22 What's Up with you? by Flanged End Yoke

Page 21 Old Rumors and New Kits:

Page 26 New and In View- by Ron McCracken

Page 31 Shipping News - by Rick Herrington

Page 32 Tracked Topics by Panzer Lehr

ASMS Officers & Chairpersons

Tim Robb - President; president@austinsms.org

Ron McCracken - Vice-President; vicepresident@austinsms.org

Aaron Schmischny - Finance Minister; treasurer@austinsms.org

Rick Herrington - Secretary; secretary@austinsms.org

Rick Herrington - Newsletter Editor; editor@austinsms.org

Show Coordinator; showcoordinator@austinsms.org

Mike Gilsbach - Webmaster; webmaster@austinsms.org

Ben Morton - IPMS/USA Coordinator; chaptercontact@austinsms.org



www.austinsms.org

Austin Scale Modelers Society (ASMS) is a chartered chapter of International Plastic Modelers Society (IPMS/USA). ASMS meets on the third Thursday of each month. Annual dues for full membership are \$25/individual or \$30/family. The views expressed in this newsletter are those of the authors. It is intended for educational purposes only.

ASMS does not endorse the contents of any article.

Our Sponsors

Phil Brandt (in memorium)

Eric Choy Angela Forster

Jeff Forster Russ Holm

Rick Willaman Jack Johnston

Mike Krizan Rick Herrington

Aaron Smischney



www.austinarmorbuilders.com



www.kingshobbyshop.com



www.wmbros.com



www.ctsms.org

IPMS/USA Support the Troops Initiative

The IPMS/USA initiative was established to provide model kits, supplies and reference materials to our servicemen and women serving in combat zones, recovering in hospitals, and rehabilitating in specialized facilities. The program is expanding into other areas as well. Some local programs take place in USO facilities, some are centered around active duty personnel and are scattered across the country. The IPMS/USA Support The Troops program is still going full-tilt. The national program director is Jon Emery. Jon is accepting any and all contributions and is sharing them with all of the active programs around the country.

www.models4troops@gmail.com



PRESIDENT'S SOAPBOX

BY TIM ROBB



Greetings fellow modelers,

I've felt really excited about modeling the last couple of weeks. Funny how that is right after getting back from Nats isn't it?

It's a good time to be excited with our show rapidly approaching now. Everybody please think about how you can help out. A list of ways to serve is found on our website in the show section.

See you all Thursday, please bring what you're working on or have just finished, and go build a model!

Tim





HOUSE CLEANING



ASMS MEETING

**Third Thursday each month
7:00 pm - 8:45 pm
at the
Episcopal Church of the Resurrection
2200 Justin Lane, Austin, TX
No Reservations Neccessary!**

ASMS Club Dues Are Due!

Annual ASMS club dues are \$25.00/individual
or \$30.00/family.

You may bring your dues to a club meeting or remit
same to ASMS, 111620 Via Grande Drive, Austin, TX
78739.



Events

September 17, 2022
SuperCon 2022
Region 6 - Southwest
Arlington, TX
Website: SuperCon 2022 Information

October 1, 2022
2022 Capitol Classic
Region 6 - Southwest
Austin, TX
Website: Austin Scale Modelers Society

Club Quarterly Contests

Monthly Meeting Presentations:



GORDON STIEMAN'S 1/48 TAMIYA HEINKEL 219

Gordon Stiemán awed us again this month with his amazing modeling skills.

This time it was his rendering of Tamiya's 1/48th scale Heinkel 219.

Gordon modelled his kit after a real aircraft. Here are some photos of his fine work and a picture of the real thing in flight.





Gordon used some extras to enhance an already fine kit.

1 - Some Eduard photo etch, FuG set and resin wheels.

2 - Tamiya, Mr Hobby and AK Real Colors paint.


3 - Montana paint pens.

4 - Brass pipe for gun barrels.











Gordon has a Youtube channel and a Facebook Page under **Keeto Model Works**. He has several videos covering his build of the 219 including how he did the amazing camouflage on the kit.

<https://www.youtube.com/watch?v=m>

IPMS Nationals 2022: A front line report by Tim Robb



I went to Omaha for the IPMS Nationals and enjoyed it very much. The Embassy Suites was an excellent venue. The ballroom was large enough to hold all the models. There were two large rooms right across the hallway from each other for vendors so all the vendors were grouped pretty tightly together. I attended seminars in three different rooms, two of them large enough to seat over 100. The weather was a balmy 90 degrees, all the people there seemed happy, and it was easy and fun to fall into modeling conversations with new friends.



This was true at the overflow hotels too, just look for a convention name tag in the breakfast room and ask "May I join you?" This has been true of all six of the conventions I've attended and one of the very enjoyable things about them.

I'm assuming all who are reading this will be attending next year's convention in San Marcos and for some it will be your first Nationals. So, if I may offer them, here is my suggestion on how best to enjoy it. I remember that at the first Nats I attended I was so excited about shopping the world's largest traveling hobby shop that it took me 4-5 hours to fall asleep the night before! I wasn't disappointed. I was absolutely blown away by the vendor rooms and the vast number of beautifully crafted models in the contest room.

It was only after the convention was over that I learned there was a full slate of free seminars/lectures and an offering of field trips available too. Wow!



Since that first Nats, my game plan has been that the very first thing to do after registration is to take the convention schedule and a highlighter and mark the seminars and field trips I want to attend. There may be limited space at field trips and airbrushing classes so if you can pre-register and pre-enroll for these events that is better. Your agenda established, keep that schedule in your pocket and shop the vendor rooms in between the other events. The model competition room is great, and not all of the models have arrived in the early part of the event. Look at the models later in the event after model entry has closed. By then there is a buzz about on the ones you really don't want to miss seeing. Finally, if you're attending an out of town event, remember you're on vacation. Look for what you'd like to do there in the evening hours away from the convention. Are there things there you'd like to take an extra day or two to see? If you drive there, are there attractions along the way you want to take time for?





My girlfriend's endurance limit at a model show is about 30 minutes so I was able to fully enjoy this one by bringing a friend along with us. They dropped me at the convention at 9 am, picked me up at 5 pm, and then we enjoyed local attractions together in the evenings.

They saw the zoo one day, and traveled over to Des Moines on another. Friday night we took in a play put on by a local theater group (Something Rotten — recommended if you get a chance to see it).

They liked the Iowa state capitol tour so much that we all went back to Des Moines and did that together after leaving the convention. It's worth seeing, very enjoyable, a beautiful building with an interesting history, and a 1/48 scale model of the USS Iowa on the ground floor.

How was the awards banquet you ask?

I don't know, we didn't go!

We found a nice restaurant instead.

IPMS National Conventions are great!
















An entry in the Humor in Modeling category..."You sunk my Battleship".





Best Automotive



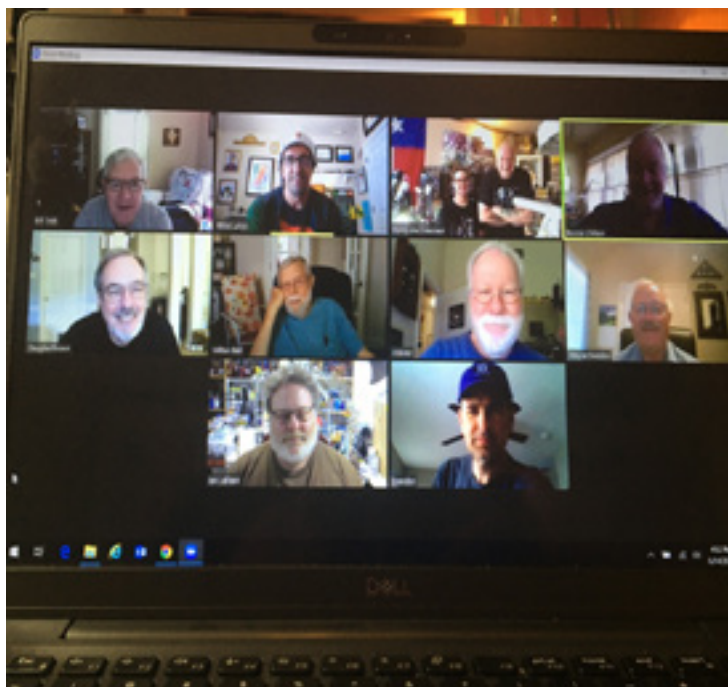


Best Figure



Best aircraft and Best of Show (1/72nd scale)

What's Zip wid You?



ASMS/Bill Delk sponsors an on-line ZOOM meeting with whoever wants to join us to talk about models and life. It happens almost every Sunday at 4:00.

Contact Bill Delk to have him send you a link to be able to get into the meeting. Everyone is welcome.

Last month's meeting was a good one. The tables were full of great models.

Gordon Stienen knocked everybody's socks off again with his Heinkel 219 Uhu in 1/48th scale. Gordon received the most votes for best model.



Ben Morton brought in several projects this month. The first is a Bandai AT-AT.



Next from Ben is a Dragon 1/72nd Panzer 3.




Finally from Ben is a 1/72nd Tamiya Aichi Seikan.



First up from Bob Bethea is an F117 cockpit complete with pilot.




Next from Bob is an in-progress Border Models 1-35th PZ 2 Luchs.




Bob brought in a 1/35th Masterbox Mexican Outlaw also in-progress.



Bob also brought in a Wizard figure.





Bill Delk shared his completed Classic of Mountains and Seas Blue Dragon.

Mike Gilsbach brought in his Tamiya M8 Greyhound.



Mike also shared his completed Bandai Death Star II.





Rick Herrington shared his completed 1/35 Tamiya M151A2.



Ron McCracken brought in his Williams Btothers 1/72 scale C-46. Ron re-scribed the panel lines and used cast resin for the cabin windows.



The program this month was put on by Gordon Stieman who shared his technique of using Liquitex transparent inks to produce exhaust/oil stains.



Bill Delk filmed the demonstration and the link can be found on ASMS's web site.

Thanks to everyone that shared their work at the meeting.



The Auction/Picnic fund raiser was held last weekend at Tim Robb's place. The club bought some great BBQ for the members and there were some fabulous desserts. The auction raised over \$600 dollars for use as funds to put on the upcoming October show.



Old Rumors and New Kits

New and In View Aircraft by Ron McCracken

August is proving to be a more interesting month than July, at least with regard to kit offerings. Mostly we are looking at re-releases, with new or revised parts to allow slightly different variants. ICM seems determined to get all possible mileage from their A-26 molds. I do believe they may eventually release every variant ever built!

Eduard is reprising several of their recent kits in Profipack or weekend editions. But if I had to pick a theme for the month, it is "Anniversary Markings".

1/32nd Scale:

Hasegawa has announced a re-release of an A6M5b Zero Type 52 Otsu. This kit includes new additional tank parts with stabilizer fins! Decals for the B type belonging to the 653rd Air Corps, aircraft 653-25 from August and September 1944, are included, as well as decals for one other aircraft.



1/35th Scale:

HobbyBoss is releasing an Fi 156D-1 Storch, a new-parts ambulance version of their earlier kit.



1/48th Scale:

Academy is reprising the 2011-vintage Revell PV-1 Ventura kit in 'Solomon Islands' markings.



Academy is also re-releasing their SB2U-3 Vindicator, in a 'Battle of Midway' anniversary edition. Decals by Cartograf are provided for three versions along with canopy masks.



Eduard is releasing their F4F-3 Wildcat in a Profipack edition with six markings options, color photo-etch parts and painting masks.



Eduard is re-releasing their Sopwith F.1 Camel in a Weekend edition kit with the Bentley BR.1 rotary engine. The kit comes with four markings options.



Eduard is re-releasing their Spitfire Mk.Vc in a Profipack edition. Kit presents Spitfires from RAF, USAAF, and Free French Air Force and comes with color photo-etch, six markings options, and painting masks.



ICM is re-releasing its A-26C-15 Invader in late WWII markings with aircrew and ground



ICM is also re-releasing their Invader kit with alternate parts to model a JD-1D Invader drone control aircraft with a KDA-1 Drone. The kit includes two markings options.



ICM has repackaged their OV-10A and OV-10D+ Bronco kits as a dual combo with "Desert Storm" color scheme and markings. Two markings options are provided for each aircraft.



Kinetic is releasing a new-tool F-16A MLU Block 20 NATO Viper, with markings for Dutch, Norwegian, Belgian, and Danish aircraft.



Kinetic has also announced a re-release of a Kfir C10 with new/updated parts and markings for Columbian and Ecuadorian aircraft.

48048 - 1/48 Kfir C10/12



Modelsvit has announced an F-82E/H Twin Mustang, an alternate parts variation of their recent F-82F/G kit.



Trumpeter has announced a new-tool Harbin Z-19 Light Scout/Attack Helicopter.



Hasegawa is re-releasing their F/A-18A Hornet in 'RAAF 100th Anniversary' markings.



Modelsvit has announced a Bartini Beriev VVA-14 kit based on their earlier release, but with Inflatable Pontoons in place of the rigid pontoons of the earlier kit.



1/144th Scale:

Revell is releasing a 757-200 in the markings of the 'Iron Maiden'. This is the 2021 Zvezda kit with new decals.



So, there you have it. Something for everyone in nearly all the popular scales, with a number of unusual "Anniversary of..." markings that, depending on one's interests, might constitute a "must buy" situation. Happy modelling!

Shipping News

by Rick Herrington

Ahoy mates! I wish i had a column full of new releases for you, but unfortunately they are few and far between especially in 1/350th scale. Let's start off with 1/700th scale.

First from Pit Road is a Russian Slava-Class cruiser the Moskva. This ship was sunk by Ukrainian anti-ship missiles



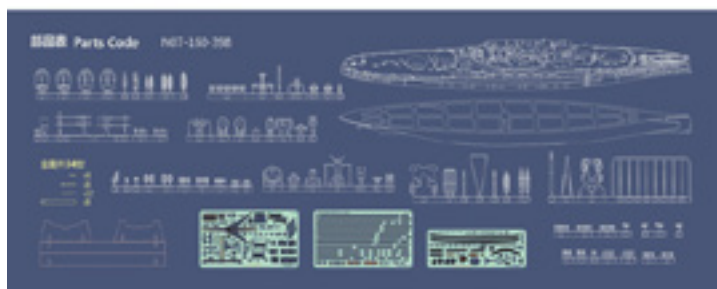
Takom is releasing a floating ABSD Dry dock.



Meng is releasing an RMS Titanic.



Orange Hobby is releasing the British battleship HMS Royal Oak.



Moving to 1/600th scale Airfix is re-releasing HMS Devonshire.



A few releases in 1/350th scale this month. Aoshima is up first with IJN heavy cruiser Takao.



Hasegawa is releasing the IJN battleship Nagato as she appeared at the Battle of the Philippine Sea.





Fujimi is releasing the IJN battleship Kongo as she looked in October 1944



Veryfire is releasing the IJN aircraft carrier Taiho.



Trumpeter is re-releasing their 1/350th HMS Kent.



That's all the steam in the turbines this month. Until next month smooth sailing.

Tracked Topics

By Panzer Lehr

Lots of releases to get to this month. Let's start off with 1/72nd scale. Ace is up first with a 6 pound anti-tank gun.

Ordnance QF 6-pounder Mk.II/Mk.IV



Attack Kits is releasing a Phänomen Granit 25H together with a Pak 36



Dragon is releasing a Hanomag 251d with a 37mm AT gun mounted on it.



Dragon has three more releases in 1/72nd for us, all of them based on the Stryker chassis. The first is an M1128 gun and the second is an M1134 ATGM. The third is a Dragoon.



Moving on to 1/35th scale, first up is Amusing Hobby with a Japanese Gun Tank Type 5. Just two tanks of this type were known to have been completed.




Dragon is re-releasing a number of their Tiger kits, mostly with a new set of decals. The first is a Tiger 1 in Operation Ochsenkopf.



Next is a King Tiger late production (1944)



Next from Dragon is a King Tiger from Scwehre Panzer Abteilung 505 in Russia



RFM has two releases for us this month. The first is a Panther G Befehlswagen.



Next from RFM is a KV-1. This is the model with the simplified turret.



Takom has seven new releases this month. The first is a Japanese Super Heavy tank.



Next from Takom is Micheal Wittman's Tiger 1 complete with figure.



Tiger-I Early Production Wittmann's Command Tiger



Takom is releasing a Jagdtiger.



As an unusual release Takom is taking a risk with its release of the Polish PL-01 light tank. It's good to see a major manufacturer releasing something other than a Sherman or a Tiger.



Takom is releasing the Gepard with parts in it to make an A1 or an A2. These are being supplied to Ukraine and the box reflects it.



In the wheeled area Takom is re-releasing its Volkswagen T3 transporter in ISAF markings with a figure included.



Keeping with the unusual releases theme Takom is releasing a V-1 launch site and a Chinese Hypersonic DF-17 missile.





Last up in the armor column is a Meng release of a Chieftain Mk 10 in British Army of the Rhine colors.



Modeling Tip

by Ben Morton

That crinkly paper that is used for packaging can be used for seat belts, rifle slings, etc. You will need to separate the layers and cut to size, of course, but it does make for some realistic looking belts and such. I would recommend not using the red and bright greens but that is really up to you.

You can either keep the stuff that is sent to you in a package or buy it in bulk. I think a ten pound bag costs about twelve dollars.

Note:

a ten pound bag of this stuff will last you, and everyone you know, a lifetime.



IPMS USA is soliciting articles. We've got some great modeller's in this area and you can help the mother organization to flourish by submitting an article to the Journal.

ARTICLES WANTED!

Maybe you build cars.
Or jets. Or figures. Or tanks.
Maybe you slap em' together.
Maybe you count every rivet.

WE WANT TO KNOW WHAT YOU ARE BUILDING

How did you built it?
What makes this particular subject interesting?
Do you have any special tricks?

Any IPMS USA member can submit an article on any modeling related topic to the IPMS USA Journal.
The standard word count is 3000 and it should be well documented with high resolution photos.

Send inquires to: ipms-q@ipmsusa.org





Something for Everyone!



7801 N. Lamar Blvd., Ste B169, Austin, TX
78753
(512) 836-7388



kinginfo@kingshobbyshop.com
<http://www.kingshobbyshop.com>



Join International Plastic Modeler's Society / USA

IPMS/USA is dedicated to the hobby (and fun) of Scale Modeling. It was started by Jim Sage, of Dallas, Texas, in 1964. There are now branches of IPMS all over the world. Our Local Regions and Chapters sponsor Model shows and contests every year, but you needn't be a member to visit the shows or attend the club meetings!

With IPMS/USA Membership, you will receive the outstanding IPMS/USA Journal six times a year - it includes features on all modeling subjects such as aircraft, armor, automotive, ships, figures - you name it! You will also find listings of IPMS contests, swap meets, hints and tips, and reviews.

Membership also qualifies you to participate in IPMS/USA sanctioned contests, and particularly in our

World-famous National Convention, held each summer. As a member, you'll also be able to access our online Discussion Board, where a wide variety of modeling topics are discussed, and enjoy interaction with other serious modelers for help with questions about modeling techniques or the Society in general. Many Hobby Shops and Model Vendors around the USA offer discounts to IPMS/USA Members.

Visit us at: <http://www.ipmsusa.org/>
Join up online at: <http://www.shopipmsusa.org/category-s/100.htm>

For any questions or problems with your membership application/renewal, please contact the IPMS/USA
Officer Manager at manager@ipmsusa.org

International Plastic Modelers' Society/USA

Membership Application / Renewal Form

New Renewal IPMS#: _____

Name: _____

Address: _____

City: _____ State: _____ Zip Code: _____

Phone: _____ E-Mail: _____

Chapter Affiliation, if any: _____

Junior (17 years or younger) \$17.00 Date of Birth _____

Adult One year \$30.00

Two years \$58.00

Three years \$86.00

Canada & Mexico \$35.00

Foreign Surface \$38.00

Family Adult fee + \$5.00

of cards? ____

Your Signature: _____

If recommended by an IPMS member, please provide his/her:

Name: _____ IPMS #: _____

PAYMENT OPTIONS:

Cash Amount: _____

Check Check #: _____ Amount: _____

Where did you hear about IPMS/USA? Please check all that apply:

☐ Local model club

☐ Friend

☐ Ad in IPMS Journal

☐ Facebook

☐ Ad in other magazine

☐ Internet search

☐ IPMS web site

☐ I'm a former member rejoining

☐ Other _____

Applications should be printed and mailed to:

IPMS/USA

P.O. Box 1411

Riverview, FL 33568-1411



LIONHEART
— H O B B Y —

LIONHEART
— H O B B Y —

SUMMER
GARAGE SALE!

SATURDAY, AUGUST 20TH
10 AM - 6:00 PM
5500 FM 2770, KYLE, TX

INSIDE LIONHEART
CONSIGNMENT & FULFILLMENT



5500 Jack C Hays Trail, Kyle, Texas 78640,

(512) 504-3404

10:00 am – 06:00 pm





International Plastic Modelers' Society/USA Membership Application / Renewal Form

New ☐Renewal ☐

IPMS #:

Name: _____

Address: _____

City: _____ State: _____

Zip Code: _____

Phone: _____ E-Mail: _____

Chapter Affiliation, if any: _____

Junior (17 years or younger) \$17.00 _____ Date of Birth: _____**Adult** One year \$30.00 _____

Two years \$58.00 _____

Three years \$86.00 _____

Canada & Mexico \$35.00 _____**Foreign** Surface \$38.00 _____**Family** (1 set of Journals) _____ ← Adult fee + \$5.00 # of cards? _____

Your Signature: _____

If recommended by an IPMS member, please provide his/her:

Name: _____ IPMS #: _____

PAYMENT OPTIONS:Cash ☐ Amount: _____Check ☐ Check #: _____ Amount: _____

Billing Address, if different than above -

Address: _____

City: _____ State: _____

Zip Code: _____

Applications should be printed and mailed to: IPMS/USA, PO Box 1411, Riverview, FL 33568-1411