

ASMS



SPRUE EXAMINER



*Rick Cotton builds and reviews
ICM's PT-13 Stearman*

*Ben Morton reviews Brennun's
1/48C-130J Engine Nacelles*

austinsms.com



October 2021

New and In View • What's UP? • Old Rumors & New Kits
News • Articles • Features • Opinions • Advice • Humbug



CONTENTS

Page 3 The President's Soapbox

Page 4 House Cleaning

Page 5 ICM's 1/32nd PT-13 Stearman by Rick Cotton

Page 7 Brengun's 1/48 C-130J Nacelles by Ben Morton

Page 9 FC Model Trends 1/48 Russian tank crew by Rick H.

Page 12 What's up? - by Flanged End Yoke

Page 15 Old Rumors and New Kits:

Page 15 New and In View- by Ron McCracken

Page 20 Shipping News - by Rick Herrington

Page 23 Tracked Topics by Panzer Lehr

Page 28 It Figures – by Fernsprecher

ASMS Officers & Chairpersons

Ian Latham - President: president@austinsms.org

Aaron Smischney - Vice-President: vicepresident@austinsms.org

Mike Lamm - Finance Minister: treasurer@austinsms.org

Rick Herrington - Secretary: secretary@austinsms.org

Rick Herrington - Newsletter Editor: editor@austinsms.org

Show Coordinator: showcoordinator@austinsms.org

Mike 'Hollywood' Gilsbach - Webmaster: webmaster@austinsms.org

Jeff Forster - IPMS/USA Coordinator: chaptercontact@austinsms.org

Our Sponsors

Phil Brandt (in memorium)

Eric Choy Angela Forster

Jeff Forster Russ Holm

Rick Willaman Jack Johnston

Mike Krizan Rick Herrington

Aaron Smischney



www.austinarmorbuilders.com



www.kingshobbyshop.com



www.wmbros.com



www.ctsms.org

IPMS/USA Support the Troops Initiative

The IPMS/USA initiative was established to provide model kits, supplies and reference materials to our servicemen and women serving in combat zones, recovering in hospitals, and rehabilitating in specialized facilities. The program is expanding into other areas as well. Some local programs take place in USO facilities, some are centered around active duty personnel and are scattered across the country. The IPMS/USA Support The Troops program is still going full-tilt. The national program director is Jon Emery. Jon is accepting any and all contributions and is sharing them with all of the active programs around the country.

www.models4troops@gmail.com



www.austinsms.org

Austin Scale Modelers Society (ASMS) is a chartered chapter of International Plastic Modelers Society (IPMS/USA). ASMS meets on the third Thursday of each month. Annual dues for full membership are \$25/individual or \$30/family. The views expressed in this newsletter are those of the authors. It is intended for educational purposes only.

ASMS does not endorse the contents of any article.



PRESIDENT'S SOAPBOX

BY IAN LATHAM



Welcome members,

The shows are over for the year, Halloween is in the air and that means Christmas is here!

It is if you've been in any stores recently. I'm not sure what the huge back-up in LA port is all about but I'm sure some of you are still waiting for your summer orders to arrive from overseas. Let's all hope there will be a surprise in your stocking on the mantle.

I know we are still a couple of months out from the New Year but I want to let all the members know that we will be holding elections for ASMS leadership in January. I will not be running for Prez this time, and from what I understand Mike Lamm will step down as Treasurer as well. Since we are currently not meeting in groups, I'm not sure of the best way to do this. I may call a special group meeting at some location or we can hold a Zoom meeting. I will let everyone know the decisions about that as the time approaches. Meanwhile, if you feel like expanding your participation in a wonderful club full of amazing people, I wholeheartedly encourage you to step up and let your intentions be known.

Now sit back, relax and enjoy your time as you peruse the pages of your popular plastic publication. Rick brings you another wonderful compilation of articles, photos, releases and bull carefully designed to delight and entice even the most jaded modeler.

Excuse me now as I open my copy to read.

Cheers!

-Ian

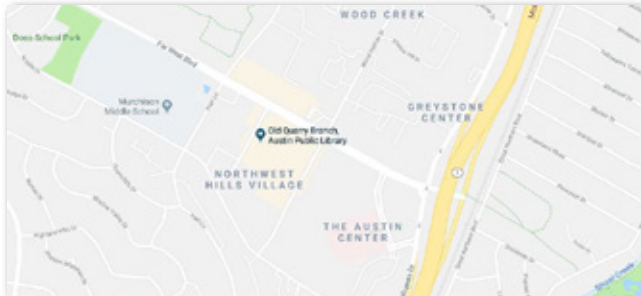




HOUSE CLEANING



ASMS MEETING



**Third Thursday each month
7:00 pm - 8:45 pm
at the
Old Quarry Branch Library
7051 Village Center Dr.**

Meetings suspended due to Covid-19

No Reservations Neccessary!



***Break the ice at parties!
Don't miss out on the new name
badges for dues paying members.
Contact latham.ian@yahoo.com for
more information.***



Events

ASMS Club Dues Are Due!

Annual ASMS club dues are \$25.00/individual
or \$30.00/family.

You may bring your dues to a club meeting or remit
same to ASMS, 111620 Via Grande Drive, Austin, TX
78739.

***Modelfiesta 40
January 8, 2022
New Braunfels Civic Center***

Club Quarterly Contests

Meetings
Suspended

Monthly Meeting Presentations:

Meetings
Suspended



ICM's 1/32nd PT-13 Stearman

a build review by Rick Cotton

OK, guys here you go. Proof that:

1. ICM can actually produce an airplane kit that can really be built.
2. A biplane need not necessarily make you pull all your hair out (if you have hair).
3. Yellow should ALWAYS be sprayed over WHITE. No exceptions.

This is the ICM 1/32 PT-13 (or N2S-3 if you are a sailor or Marine) Kaydet, their recent release, and it is an outstanding kit. Good detail, fit, directions, decals, the whole nine yards. I only added piano-wire rigging and tape belts with Eduard buckles.

The build starts with a tube-frame structure cockpit, which actually builds fairly easily, and even includes individual decals for the instruments. I added some wire and other bits and pieces, along with the aforementioned seat belts. Repeatedly test-fit it before you actually glue it to the interior of the fuselage, so you will get it to line up properly with the two openings in the upper fuselage...but it does fit well.

The engine is nicely molded with two different props, depending on whether you do a Navy bird or not. Put the main exhaust manifold on to the front of the engine before you add all the little exhaust pipes, and that will make the whole thing much easier to line up.



I drilled out the front and rear spark plug holes and wired them all, to a collector ring made of spare photoetch which, amazingly, fit just right behind the forward manifold.

Pay attention to your dihedral when installing the lower wings. Plans of the PT-13 show almost none of it, but there is a TINY bit of dihedral. Not much. When you install the upper wing, the support struts will tell you if you have too much or not. The support struts are quite good, and do line up properly, if you are careful, use a building jig, measure every 3 seconds, and pray a lot. Once glued and dried, they are quite strong. I recommend MEK or some other strong liquid glue, as this joint will take a bit of stress.

The windshields and wingtip lights are quite sharply and clearly molded, and they fit very well with a bit of Elmers' to tack them down. If you wish to cut masks for the windshields, ICM gives you a diagram to do so, but Magic tape did the trick for me.


The entire model was shot with Tamiya white lacquer primer, and then the red stripes were shot. These were subsequently masked over, and the entire airframe was shot with Tamiya lacquer Camel Yellow. Right out of the can. The spray rattle can. Not decanted. Tamiya is really good stuff!



The kit gives you options of a Navy N2S-3 (the one I chose), or a couple of Army AF birds – the classic blue fuselage/yellow wing version, or an all-silver-doped version from wartime. The decals are SUPER THIN, but very opaque, and responded well to solvent, settling down very tight on the model.

Once assembled, the rigging was replicated with thin piano wire. True the real thing was a flat wire...good luck finding that anywhere...but this looks pretty good as is, so, so be it.

So, the verdict? A super kit. Throw the Rodent one in the parts box or the trash. I expect to see many of these gracing contest tables for some time to come!






Brengun's 1/48th C-130J Engine Nacelles by Ben Morton



scale: 1/48
BRL48123

**C-130J
engine
nacells**



for Italeri kit

Attack Squadron from Poland had been producing some lovely resin kits and after-market items. Due to circumstances and the decision by their parent company (Arma Hobby) to get out of the resin business, their products started disappearing from the market place. Enter Brengun/Hauler and their checkbook. It would seem that Brengun/Hauler have purchased most, if not all, of Attack Squadron's molds and have been re-issuing those items ever since.

One of these re-issued after-market offerings is a set of 1:48 scale resin replacement engine nacelles for Italeri's C-130 model. These replacement bits will allow you to build a Roll Royce engined C-130 J. Each nacelle comes as an outer shell with a separate front, spinner, and a small resin plug with two antennas and an exhaust deflector. These small bits have a pouring channel/bubble trap still

attached so check your references and make sure you don't remove the wrong thing.

Curiously, Brengun seems to have made the same mistake that Attack Squadron did (in this scale) and DOES NOT include the composite scimitar propeller blades.

To solve that issue you will need to break out your own casting gear and get busy.

You're gonna need 24 propeller blades.

From those of you that don't do resin casting you will need to source the blades



You`re gonna need 24 propeller blades. From those of you that don`t do resin casting you will need to source the blades from another source (Aires/Shapeways?). Or, one can hope that Brengun will realize the error of their ways and offer a suitable set of propeller blades in the near future.



The resin bits are very well cast with engraved panel lines. With the molded in cut-line removing the pour plugs is a breeze. Just fit the pieces together and attach to the wing.

The body of the nacelles (main section/nose cap) are cast hollow which allows the modeler to use the engine interior parts provided by Italeri.

You may need to pay some attention while attaching this after-market set. It is recommended that some material (apx. 2.25mm) be removed from the Italeri kit part (wing) as the in-board nacelles are positioned differently than the outer engines. It should be noted that removing 2.25mm from the engine mount on the in-board position of the kit supplied part will place the nacelle on the leading edge.

Dealer`s choice (of course) but, to my eye, removing that material may not be necessary. All this is covered in the instructions.

These C-130J engine nacelles from Brengun are a welcome re-introduction to the market. My thanks to Brengun/Hauler and IPMS/USA for the review copy.

Support Your Local Hobby Shop.





FC MODEL TRENDS MODERN RUSSIAN TANK CREW 1/48TH 48427. A REVIEW BY RICK HERRINGTON

48427

FC MODEL TREND

Exclusive modelling accessories

Modern Russian tank crew

Resin cast 1/48 scale



Recently I picked up Suyata`s 1/48 T-90 and Tigr combo kit.

Suyata`s kit is highly detailed and after it`s finished it will go on a base with a figure (?)

That`s the problem I`ve been running into with 1/48th scale armor, good figures to go with the models.

I`m still searching for a good pair of modern Japanese infantry to go with my Tamiya LAV.



P.S. I once had the idea to hold a group build at my local model club (Austin Scale Modelers Society) of Testor`s/Italeri 1/48th scale C-130. Most 1/48th scale aircraft builders seem to have this kit in their stash. The prize (?) was that whomever finished last had to take all the other entries home with them.



I've solved that problem for my T-90 with an offering from FC Models, a Spanish company. They have a great set of 1/48 Russian tankers (48427). The figures are 3D printed and my first 3D printed.



For 3d printed figures there was remarkably little clean up. I was worried about the striation marks you usually see in printed resin products but these are fine enough not to be a problem.



Here's a side view of the figures prior to clean up.



Post clean up with a little flesh on the face and hands and some Olive Green on the trousers.





The sculpting on the uniforms is really good but the faces are not all that great. Once I get them painted up they'll be fine and for two figures for a little more than \$8 it's a bargain.

If you need some modern Russians in 1/48 check out FC Model Trend.

www.fcmodeltrend.com

Greg Springer recently passed.

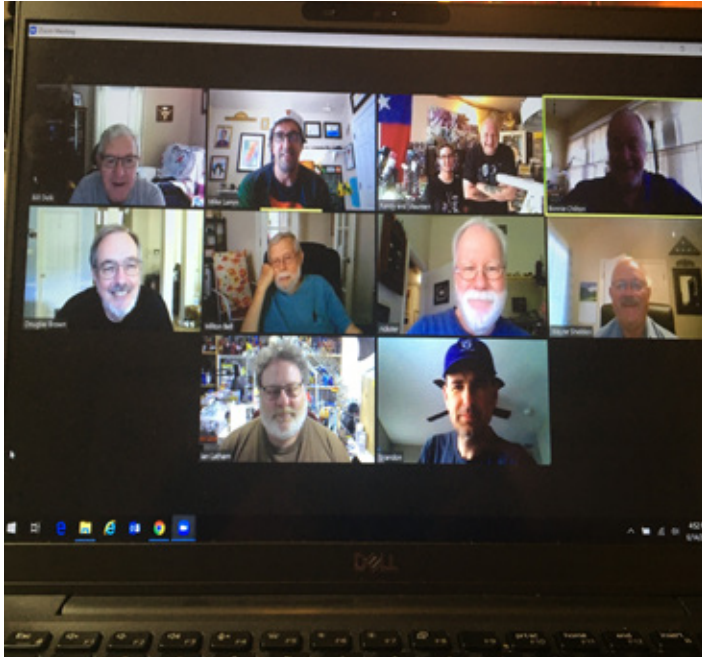
If you remember Greg he was a great guy and a great modeller. He was also the brewmeister for the Celis brewery and the beer buyer for Maggie May's.

On the modelling side Greg was known for his extensive knowledge of Japanese WW2 aircraft color schemes. Greg was also known for his willingness to share his knowledge with other modellers.

Greg will be missed and remembered by many.



What's Zip wid You?



ASMS/Bill Delk sponsors an on-line ZOOM meeting with whoever wants to join us to talk about models and life. It happens almost every Sunday at 4:00.

Contact Bill Delk to have him send you a link to be able to get into the meeting. Everyone is welcome.

This month we start off with Bob Bethea. Bob is our resident Master Figure painter and all around great modeller. We'll start off with a Knocked out Pershing with some North Korean/Chinese troops moving by.



Next from Bob is a flat of some Normans/
Vikings in a long boat.






The axeman looks cold doesn't he?



If you attended the AMPS show recently you might have seen Bob's Type 5 Ho-Ri in person.



Adam Coleman has been busy with Escii's release of a T-62. Aam did it up as a vehicle in Chad.





Dave Edgerly has been busy with some varied projects. He finished Tamiya's Panzer 4J and is working with some O scale train projects. (O scale is close to 1/48th)



Douglas Brown has been building Revell's 1/144th SPACESHIP TWO and WHITEKNIGHT TWO




This month from Mike Gilsbach is his work in progress, a 1/48th scale B-17.





Rick Herrington is last up this month with his 1/72nd scale Fore Models S-38 Schnellboot.



That's it for this month. Thanks to everyone that shared their work this month.

Old Rumors and New Kits

New and In View Aircraft by Ron McCracken

October offers some interesting kits, including a sprinkling of brand new ones, re-issues with alternate parts that allow construction of new variants, and a fair number of plain old re-pops with nothing more than different decals. Personally, I want to get my hands on the new Dora Wings P-43, if their P-63 kit is anything to go by, it ought to be a good one.

The large-scale fans can now buy a kit of the Memphis Belle in Grande Scale. And the 48th fans should be pleased with ICM's new On-Mark B-26K.

1/32nd Scale:

HK Model is re-releasing a B-17F Flying Fortress, with two decal options including the Memphis Belle, and photo-etch detail parts. Pre-order started in September; the kit is projected to be available this month.





1/48th Scale:

DoraWings is releasing a Caudron CC.631-33 Simoun, which appears to be a new-parts edition of their earlier C.630 kit. It includes photo-etch and pre-cut masks.




DoraWings is also releasing a Vultee Vengeance Mk II.



Eduard is re-releasing their Mi-24 kit as a Mi-24D Hind in a "Limited Edition" version with new/revised parts and decals.



Great Wall Hobby is re-releasing their F-15E Strike Eagle with new decals for a 'Special Paint' edition.



ICM is releasing a B-26K Counter Invader (the Vietnam war updated variant) based on their recent B-26B with new parts for things like tip tanks, armament, etc.



ICM is also releasing a DB-26B/C with Q-2A Firebee drones. The DB-26 was a drone control adaptation of the basic B-26C airframe. This kit appears to be a combo of ICM's earlier B-26C and their Q-2A drone kits, along with markings for the colorful drone controller aircraft.



Kinetic has re-released its F-5A kit as a Canadair CF-5A Freedom Fighter, with new parts and decals for a Canadian aircraft.



Kinetic is re-also releasing their EA-6B in new markings for a "Darth Vader" aircraft.



Kinetic is also releasing an F-104A/C Starfighter with markings for one of the classic early bare-metal aircraft. This appears to be an alternate-parts variant of their earlier F-104G.





Kinetic is also re-releasing their T-45C Goshawk trainer with new markings and updated/revised parts.



1/72nd Scale:

DoraWings is releasing a new-tool P-43 Lancer, which should be a good one based both on their other releases in this scale, and on reviews of their 1/48th scale kit of the same



The real aircraft



How some modelers see it...



HobbyBoss is re-releasing their F8F kit as an F8F-1B Bearcat. This version had cannon armament in place of the machine guns of the F8F-1.



F8F-1B Bearcat

07260

Modelsvit (aka A&A Models) is releasing a new-tool Beech 200 Super King Air, with three decal options, photo-etch parts, and pre-cut masks. At last, an alternative to the old Mach 2 kit.





Revell has re-released their Eurocopter Tiger in very colorful 'Tiger Meet' decals. Other than the new decals it is pretty much the same as the original 2006-vintage kit.



Revell has also re-released their Tornado as an ASSTA 3.1 variant with new/revised parts and decals.



Zvezda has released a C-130J-30 Super Hercules based on their 2020 new-tool C-130H. The J model has uprated engines with 6-blade props, so visually very distinct from the H.



So there you have it, a nice mix of old, new, and revised that offers something for nearly any aviation enthusiast. Happy Modeling!



DX 2018



Shipping News

by Rick Herrington

A lot of releases to get to this month. Let's start off with a really small scale release 1-144th. Trumpeter is releasing a PLAN Type 92 submarine.



1/700th scale

Triumph models is releasing a Royal Navy Flower Class corvette in a waterline version.



Ostrich Hobby
Combined Production



FLOWER CLASS

TM70003WL SCALE 1/700 


英国皇家海军花级轻型护卫舰早期型1939-1941年
World War II Royal Navy Flower Class Corvette 1939-1941 Early Type
イギリス海軍フラワー級コルベット1939-1941

MADE IN CHINA





f FACE BOOK

Niko Models is releasing a set of 3 Type IIC U-boats.




Pontos is releasing a IJN Yamato as she looked in 1945 for Operation Ten Ichi Go during which she was sunk by USN aircraft. This one's a bit pricey at around \$130.00 but it includes enough brass to rebuild 75% of the ship, metal barrels and a wooden deck.





Fujimi has three releases for us this month. The first is the IJN battleship Yamashiro. The second is the IJN battleship Fuso and the third the IJN heavy cruiser Tone.



Pit Road is releasing a kit of the Tirpitz with four Lancasters attacking.

イギリス空軍 爆撃機
ランカスター B.I/III



Moving on to 1/350th scale first up is Hobby Boss with a USN Gato class submarine SS-12 (1941)





Trumpeter has three releases for this month. The first is a Russian destroyer circa 1940 the Tazskent.



Second from Trumpeter is a Type 23 frigate HMS Montrose.



Last from Trumpeter is another modern Type 23 frigate HMS Kent.

Takom is releasing a modern German Sachsen class frigate



Finally in 1/350th we have a couple of Update set for your Bismarck.

IM-535023R1

1/350 BISMARCK Detail Up Set for Trumpeter

1/350 ドイツ海軍戦艦ビスマルク用ディテールアップセット

Base Kit : Trumpeter 1/350 German Bismarck Battleship (ITEM No.05358)

- CONTENTS**
1. Photo Etching - 8 sheets
 2. Turned brass Parts - 248 pcs
 3. Anchor Chain - 1 pc
 4. Wooden Deck - 1 pc
 5. Instruction Manual - (A3) 4 sheets + (A4) 1 sheet



INFINI Model

http://www.infini-model.com Email:webmaster@infini-model.com
43, Hyoja-ro, Buk-gu, Ulsan 44253 Rep. of Korea
Infini-model INC., Printed in KOREA



1/350 DKM 20mm Flak Vierling C/38 Set

1/350 ドイツ海軍 2cm Flak 38 4連装対空機関砲セット

IMP-35057R1

(5pcs/set)


(5基入)

CONTENTS

1. Turned Brass Parts- 30 pcs
2. Photo Etching - 1 sheet
3. Instruction - 1 sheet(A4)



INFINI Model
www.infini-model.com



1/350 DKM 20mm Flak C/30 Single Mount Set
 1/350 ドイツ海軍 2cm Flak C/30 対空機関砲セット

IMP-35056R1
 (6pcs/set)
 (6基入)

CONTENTS
 1. Turned Brass Parts- 30 pcs
 2. Photo Etching - 1 sheet
 3. Instruction - 1 sheet(A4)

Metal Parts
 Gun Barrels 6pcs
 Turntable 6pcs
 Pedestal 18pcs

INFINI Model
 www.infini-model.com

8 809330 762846 >

Moving on to shelf-buster scale we have a new release from Atlantis the Monitor and the Merrimac. If you want to re-create the famous clash at Hampton Roads this is the kit to help you do that.

ATLANTIS Civil War Battle of the Ironclads
MONITOR & MERRIMAC Made in USA

• Two Ironclad Ships Included • Diorama Seascape Base • Historical Booklet •



Last in the column this month is a Takom 1/35th scale release of the secondary main gun turret of the Yamato. I know all things Yamato sell but I guess we're lucky it's not another ship's anchor.




That's all the wind in the sails for this month. Grab a kit out of that stash and build it!

Tracked Topics

By Panzer Lehr

A good number of small scale releases this month. Let's start off with 1/144th scale. Sphyrna is releasing a set of PLA fighting vehicles. Looks like parade time.



On to 1/72nd scale. FTF Models is releasing a Polish Heavy artillery tow truck [short body type].

I know you've been waiting for one of these to finally come out so now is your chance to snap one up.



FTF is also releasing a little bit better known subject a German Pzkw 38T.



Ace is releasing a Panhard AML 90 French armored car.

Light Armoured Car (4x4) AML-90



Copper State Models is releasing an IZM Italian armored car.



Finally in 1/72nd comes Platz with a Finnish defense forces Sith XA-180 Armored car.





Moving on to 1/35th scale our hit or miss friends from Amusing Hobby are releasing a T-90 with interior.

Hopefully Amusing had the "A" team working on this one as they are some fine T-90 kits already out there.



MiniArt has five releases for us this month, all Russian fighting vehicles. The first is a T-55A with markings for an NVA machine.



Next from MiniArt is a T-55 mod 1970



MiniArt is also releasing a T-44. If you're not familiar with the T-44 it was the successor to the T-34. It mounted the same 85mm gun as the T34-85. The Russians opted to just increase production of the T34-85 rather than put the T-44 in full production



Next up from MiniArt is a T-34 85. composite turret circa 1944.



Finally from MiniArt is a Syrian T-34 85.





RFM is releasing a Tiger 1 initial production.



Tiger Models is releasing a Russian Pantsir S-2



Ammo of Mig is releasing a Panzer 1 Breda circa Spanish Civil War.





This model was previously released in 1/16th scale. Nice to see a less expensive one for us 1/35th guys.



And now for some highly anticipated releases...First up is Border models with a Stug 3 Ausf G late production.



This one looks like it includes a full interior and a crew. As a bonus in the initial production you get a Panzer badge included.



Last in 1/35th scale comes from Takom a Sturmhaubitze 42 Stug 3 Ausf C Late production.



The final two entries in this month's column are in 1/16th scale. The first is from Das Werk a Stug 3.



Last from Takom is a Bundeswehr Wiesel MK 20





IT FIGURES

BY FERNSPRECHER

Let's start off with 1/35th scale this month. The folks from Live Resin are producing some great modern Russian military figures. I think these are 3D printed, but if the actual figures are anything like the images these are going to be great.

LRM-35059 -
Russian Army APC
driver or commander in
modern infantry combat
gear system. Field
uniform version.

LIVE RESIN
<http://live-resin.com>

Set includes a
figure only

1/35 scale

LRM-35059
For more pictures of weapons and accessories please visit our website
<http://live-resin.com/>
You can subscribe to our Facebook page for continually updated news
<http://facebook.com/LiveResin>

LRM-35057 - Russian Army APC driver or commander in
modern infantry combat gear system. Field uniform version.

LIVE RESIN
<http://live-resin.com>

Set includes a
figure only

1/35 scale

Tank, another Russian company is delivering some unusual releases this month also in 1/35th scale. The next four images are their releases of British Special Forces in Oman. [1971]

Pink Panther

Бойцы Британского САС
из экипажа "Ленд Ровера" (Оман 1971) (2)

**The British SAS. Land Rover
Crew members (Oman 1971) (2)**





In 1/32nd scale Video Aviation is releasing a US Crew Chief in cold weather gear.



Back to 1/35th scale our friends at Bravo 6 have two releases for us this month. The first is LRRP




The second is Close fight. This release is full of action with an NVA charging a GI with a machete.



Adolf Galland is a popular subject this month with three releases in 1/10th scale, 75mm and 90mm. The 1/10th scale is a bust and the other two are a standing pose with his dog.

The 1/10th scale bust is from Eduard Sanchez Barbero. The 75mm and 90mm figures are being released by Dolman Miniatures. These figures come with three different heads.





Sticking with 1/10th scale busts Young Miniatures has a Greek Hoplite for us.



Kilgore HD Miniatures is next with a bust they call Omaha Beach.



Life Miniatures has a 1-10th bust of a WW1 British soldier circa 1916



Last this month is from Medieval Forge Miniatures is a 1/24th scale (75mm) Russian Cosmonaut.



IPMS USA is soliciting articles. We've got some great modeller's in this area and you can help the mother organization to flourish by submitting an article to the Journal.

ARTICLES WANTED!

WE WANT TO KNOW WHAT YOU ARE BUILDING

How did you built it?
What makes this particular subject interesting?
Do you have any special tricks?

Any IPMS USA member can submit an article on any modeling related topic to the IPMS USA Journal. The standard word count is 3000 and it should be well documented with high resolution photos. Send inquires to: ipms-q@ipmsusa.org



Central Texas
Scale Modeling Society






7801 N. Lamar Blvd., Ste B169, Austin, TX
78753
(512) 836-7388



kinginfo@kingshobbyshop.com
<http://www.kingshobbyshop.com>



Something for Everyone!





Join International Plastic Modeler's Society / USA

IPMS/USA is dedicated to the hobby (and fun) of Scale Modeling. It was started by Jim Sage, of Dallas, Texas, in 1964. There are now branches of IPMS all over the world. Our Local Regions and Chapters sponsor Model shows and contests every year, but you needn't be a member to visit the shows or attend the club meetings!

With IPMS/USA Membership, you will receive the outstanding IPMS/USA Journal six times a year - it includes features on all modeling subjects such as aircraft, armor, automotive, ships, figures - you name it! You will also find listings of IPMS contests, swap meets, hints and tips, and reviews.

Membership also qualifies you to participate in IPMS/USA sanctioned contests, and particularly in our World-famous National Convention, held each summer. As a member, you'll also be able to access our online Discussion Board, where a wide variety of modeling topics are discussed, and enjoy interaction with other serious modelers for help with questions about modeling techniques or the Society in general. Many Hobby Shops and Model Vendors around the USA offer discounts to IPMS/USA Members.

Visit us at: <http://www.ipmsusa.org/>
Join up online at: <http://www.shopipmsusa.org/category-s/100.htm>

For any questions or problems with your membership application/renewal, please contact the IPMS/USA Officer Manager at manager@ipmsusa.org

International Plastic Modelers' Society/USA

Membership Application / Renewal Form

New Renewal IPMS#: _____

Name: _____

Address: _____

City: _____ State: _____ Zip Code: _____

Phone: _____ E-Mail: _____

Chapter Affiliation, if any: _____

Junior (17 years or younger) \$17.00 Date of Birth _____

Adult One year \$30.00

Two years \$58.00

Three years \$86.00

Canada & Mexico \$35.00

Foreign Surface \$38.00

Family Adult fee + \$5.00

of cards? ____

Your Signature: _____

If recommended by an IPMS member, please provide his/her:

Name: _____ IPMS #: _____

PAYMENT OPTIONS:

Cash Amount: _____

Check Check #: _____ Amount: _____

Where did you hear about IPMS/USA? Please check all that apply:

☐ Local model club

☐ Friend

☐ Ad in IPMS Journal

☐ Facebook

☐ Ad in other magazine

☐ Internet search

☐ IPMS web site

☐ I'm a former member rejoining

☐ Other _____

Applications should be printed and mailed to:

IPMS/USA


P.O. Box 1411

Riverview, FL 33568-1411



LIONHEART

— H O B B Y —



5500 Jack C Hays Trail, Kyle, Texas 78640,

(512) 504-3404

10:00 am – 06:00 pm





International Plastic Modelers' Society/USA Membership Application / Renewal Form

New ☐Renewal ☐

IPMS #:

Name: _____

Address: _____

City: _____ State: _____

Zip Code: _____

Phone: _____ E-Mail: _____

Chapter Affiliation, if any: _____

Junior (17 years or younger) \$17.00 _____ Date of Birth: _____**Adult** One year \$30.00 _____

Two years \$58.00 _____

Three years \$86.00 _____

Canada & Mexico \$35.00 _____**Foreign** Surface \$38.00 _____**Family** (1 set of Journals) _____ ← Adult fee + \$5.00 # of cards? _____

Your Signature: _____

If recommended by an IPMS member, please provide his/her:

Name: _____ IPMS #: _____

PAYMENT OPTIONS:Cash ☐ Amount: _____Check ☐ Check #: _____ Amount: _____

Billing Address, if different than above -

Address: _____

City: _____ State: _____

Zip Code: _____

Applications should be printed and mailed to: IPMS/USA, PO Box 1411, Riverview, FL 33568-1411