



# ASMS



# SPRUE EXAMINER



## Life in the time of Covid-19 The Social Distancing Issue



**The Miniature Gene....  
an introduction to Bob Bethen  
and his artistry.**



**Kit Review – Dekno Consolidated V1C-22  
“Fleetster” by Ron McCracken**

austinsms.com



October 2020

*The Cotton Report • What's UP? • Old Rumors & New Kits*

*News • Articles • Features • Opinions • Advice • Humbug*



# CONTENTS

Page 3 The President's Soapbox

Page 4 House Cleaning

Page 5 The Miniature Gene: Intro to Bob Bethea

by Rick Herrington

Page 12 Dekno Consolidated Y1C-22 Fleetster

by Ron McCracken

Page 14 What's up Wid You? - by Flanged End Yoke

Page 22 The Good Ol' Days by Rick Cotton

Page 25 Old Rumors and New Kits:

Page 25 New and In View- by Ron McCracken

Page 28 Shipping News – by Rick Herrington

Page 32 Tracked Topics – by Panzer Lehr

Page 36 It Figures – by Mike Lamm

## ASMS Officers & Chairpersons

Ian Latham - President: [president@austinsms.org](mailto:president@austinsms.org)

Aaron Smischney - Vice-President: [vicepresident@austinsms.org](mailto:vicepresident@austinsms.org)

Mike Lamm - Finance Minister: [treasurer@austinsms.org](mailto:treasurer@austinsms.org)

Rick Herrington - Secretary: [secretary@austinsms.org](mailto:secretary@austinsms.org)

Rick Herrington - Newsletter Editor: [editor@austinsms.org](mailto:editor@austinsms.org)

Eric Choy & Chris Chany- Show Coordinator: [showcoordinator@austinsms.org](mailto:showcoordinator@austinsms.org)

Mike 'Hollywood' Gilsbach - Webmaster: [webmaster@austinsms.org](mailto:webmaster@austinsms.org)

Jeff Forster - IPMS/USA Coordinator: [chaptercontact@](mailto:chaptercontact@)

## Our Sponsors

Phil Brandt (in memorium)

Eric Choy      Angela Forster

Jeff Forster      Russ Holm

Rick Willaman      Jack Johnston

Mike Krizan      Rick Herrington

Aaron Smischney



[www.austinarmorbuilders.com](http://www.austinarmorbuilders.com)



[www.kingshobbyshop.com](http://www.kingshobbyshop.com)



[www.wmbros.com](http://www.wmbros.com)



[www.ctsms.org](http://www.ctsms.org)

## IPMS/USA Support the Troops Initiative

The IPMS/USA initiative was established to provide model kits, supplies and reference materials to our servicemen and women serving in combat zones, recovering in hospitals, and rehabilitating in specialized facilities. The program is expanding into other areas as well. Some local programs take place in USO facilities, some are centered around active duty personnel and are scattered across the country. The IPMS/USA Support The Troops program is still going full-tilt. The national program director is Jon Emery. Jon is accepting any and all contributions and is sharing them with all of the active programs around the country.

[www.models4troops@gmail.com](mailto:www.models4troops@gmail.com)



[www.austinsms.org](http://www.austinsms.org)

Austin Scale Modelers Society (ASMS) is a chartered chapter of International Plastic Modelers Society (IPMS/USA). ASMS meets on the third Thursday of each month. Annual dues for full membership are \$25/individual or \$30/family. The views expressed in this newsletter are those of the authors. It is intended for educational purposes only.

ASMS does not endorse the contents of any article.



# PRESIDENT'S SOAPBOX

BY IAN LATHAM



Hello All,

Well, we are nearing the launch of the Holiday Season (yes, Christmas stuff is already out), and we have one of my favorite holidays about to happen. I love Halloween! Not only do I love to see the costumes, but think of all that candy! This year will be a lot different. Unless the kids decide to go as doctors or nurses, I`m guessing very few goblins and ghouls will be knocking on my door. So, when it comes to the yearly outlay for bags of goodies, there will only be me and my family to think about. I guess I`m getting the good stuff this year.

Halloween also reminds me of the old Aurora monster kits. Having been raised on a steady diet of Universal monster movies, the brilliant, cheesy Godzilla films and all of Ray Harryhausens retinue, it was inevitable that I`d be drawn to the array of \$1 glow in the dark kits at the local drug store. Between the clunky ill-fitting parts and the glorious smell of the glue, I knew that I had found a hobby that my friends and I could share. Between us, I think we managed to get all of the kits available and our shelves were lined with beasts and phantasms sticky with enamel and glue chunks. I wonder if the glue ever dried on those things. What I`d give to have some of those kits now. The day one of us brought home the Vampirella kit, I knew I had turned a corner somehow.

This Fall also brings with it a double dose of potential whammies ushering in the usual annual Flu as well as Covid. I urge all of you to continue wearing your masks and be sure to get your flu shot. But with precautions in place, I also urge you to stay connected and be sure to visit your local hobby shop.

We may be celebrating this unique chance we have to start making holes in our stacks of unbuilt kits, but we still need paints, glues, and other necessary material to get those kits together. Local shops need your support now more than ever. I hope to see you all there soon.

Last but not least, the election is coming up soon and in Texas we have a long early voting phase. I hope all of you, if you haven`t already, get out and speak your piece. Next time you head out to the hobby shop, swing by your local voting spot and do your duty. Remember, that unless you cast a vote, you have no right to complain about the outcomes.

Don`t forget that every week Bill Delk (falconfyre@austin.rr.com) hosts an ASMS Zoom chat at 4:00 PM every Sunday. I urge all of you to sit in a session or two. You just might learn something.

Until next time,

Ian



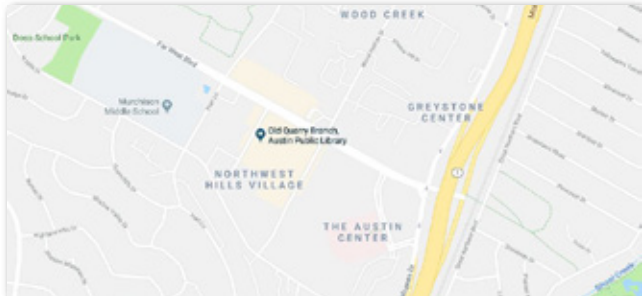




# HOUSE CLEANING



## ASMS MEETING



**Third Thursday each month  
7:00 pm - 8:45 pm  
at the  
Old Quarry Branch Library  
7051 Village Center Dr.**

***Meetings suspended due to Covid-19***

**No Reservations Neccessary!**



***Break the ice at parties!  
Don't miss out on the new name  
badges for dues paying members.  
Contact [latham.ian@yahoo.com](mailto:latham.ian@yahoo.com) for  
more information.***



### Events

**Austin 2020 Capitol Classic  
Cancelled due to Covid-19**

### ***ASMS Club Dues Are Due!***

Annual ASMS club dues are \$25.00/individual  
or \$30.00/family.

You may bring your dues to a club meeting or remit  
same to ASMS, 111620 Via Grande Drive, Austin, TX  
78739.

### Club Quarterly Contests

Meetings  
Suspended

### Monthly Meeting Presentations:

Meetings  
Suspended





# The Miniature Gene..

By Rick Herrington



Central Texas is a special place. The attraction that caused me to start visiting Austin from the small town of Kerrville was King`s Hobby. It was through King`s and the Lone Star Miniature Modeling Society that I met Bob Bethea.

I have known Bob since the 80`s and shared modeling interests with him. I also share what he calls "the miniature gene". The miniature gene that allows you to appreciate tiny things.

Bob has grown into a world-class figure painter and modeler but remains committed to sharing his talent with anyone who wants to improve his modeling skills and always makes an effort to talk to the new guy at the model meetings and make him feel welcome.

Bob is an all-around modeler although his main love is figure painting. He is as skilled at painting up a Tamiya Matilda as he is a figure of Montezuma or Thor.

Recently I made a trip over to Bob`s. I had a Mandalorian action figure that I wanted some help painting up and I wanted to catch up with

Bob as Covid-19 has put a damper on our monthly club meetings. I also wanted to take some pictures of his figures for the newsletter.








Some figure painters would have poo-pooed the fact that I was painting up an action figure but Bob showed me tips and techniques on how to paint up my project just like it was one of Andrea`s finest.

Most of you have met Bob at one of the contests and seen his work in person. The main purpose in this article is to showcase Bob`s work and to promote "the Miniature Gene". With that being said enjoy just part of the pictures I took on my visit to Bob`s.























*That's a sample of Bob's amazing work. It's great to have such a talent among us, especially one so willing to share his knowledge with others.*

## Dekno 1/72nd Consolidated Y1C-22 "Fleetster"

A kit review by Ron McCracken



I have long had an interest in U.S. military aircraft of the 1930s, the so-called "Golden Age" of aviation. Kits of subjects from this era have been few, and hard to find. I'm happy to relate that an outfit called Dekno ([www.deknomodels.com](http://www.deknomodels.com)) has made significant strides in covering this era. The specific topic of this review is their kit of the Consolidated Model 17-2 Fleetster, or the Y1C-22 as it was designated by the Army Air Corps. First I'd like to offer a few words about the company's product line. So far they seem to stick to 1/72nd scale, and have three product series:

1. Air Racing Series, with subjects like the Travel Air Mystery Ship, the Wedell-Williams racer, the Laird-Turner Meteor, or the Howard DGA-6 "Mister Mulligan", 13 different aircraft at this time.
2. Golden Age Series, which in addition to the Fleetster, has subjects like the Northrop Alpha, Spartan Executive, the Stinson SR-9 or the DeHavilland Leopard Moth, for a total of 22 in the series.

3. Spanish Civil War Series, currently three kits, the Spartan Executive, DeHavilland Hornet Moth, and British Aircraft Eagle 2. This series seems to be alternate markings releases of kits in the other two series.

I will confess that these kits are a bit pricey (anywhere from \$30 to \$50, depending on your source, I got mine from various vendors via ebay). However, that's actually not too unusual in limited-run stuff.

From an article on the Web I learned that the master patterns for these kits are produced using CAD software and 3-D printers. Happily, any trace of the "layers" often noted in 3-D printing have been removed.


Now, the review of the kit, with some notes about the four others I've bought from this company, where appropriate.

First, the kit is molded from a blue-colored resin that is somewhat softer than the more usual tan-colored resin used by other manufacturers.

The quality of molding is excellent with almost no bubbles or voids. Generally speaking, these kits have little flash or other roughness to deal with – certainly no more than you'd encounter on the average limited-run injection molded kit.

The only real difficulty I encountered with the Fleetster kit was removing the excess plastic from the complex exhaust manifold part. Surface detail is excellent – the Fleetster had corrugated aluminum tail surfaces and these were flawlessly executed on the kit. I did encounter one quality control issue on two of the five kits I bought, and that was a slight but noticeable bend in one of the wing panels. Since the two variants of the Fleetster I acquired used the exact same wing casting, and one had a bend while the other didn't, my guess is the wings might sometimes get de-molded a bit too quickly. Happily, the resin used responds quite nicely to a hot water (160 degrees F.) bath. Just clamp the wing to a flat, stiff surface, dunk it for about five seconds, then run cold water over it and the problem is solved. Just be sure to adequately pad the clamp jaw where it touches the wing so you don't get an unintended divot in the surface!



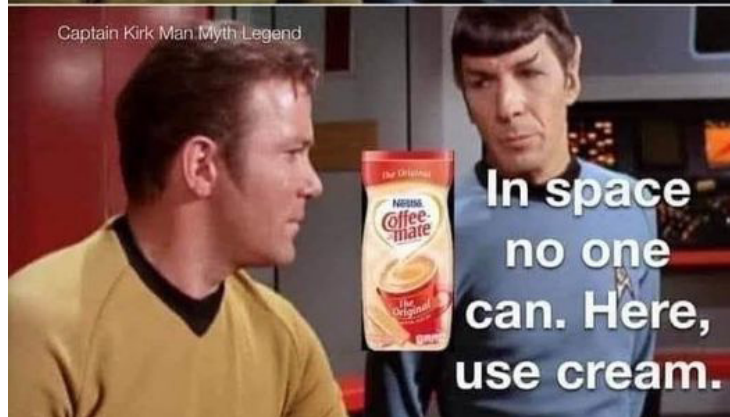


The more significant quality issue is the clear parts. These, in the five kits I acquired, varied from almost clear to distinctly yellowish in hue – puts me in mind of Mach 2 canopy parts. Now, I always cast my cabin windows in place using clear resin, so for me that's no problem.

Canopies/windshields are another matter. The cockpit canopy on this Fleetster was usable (just). But for my other Fleetster kit, the part will serve only as a master pattern to cast one from clear resin.

Kit engineering is clever. All interior bulkheads and floors are cast integrally with the fuselage halves, so there's no fussing around with over-size or undersize parts, like most resin or limited-run kits I've attempted. I gave each fuselage half a few wipes over a sanding block to true up the surfaces, otherwise they just go together with no problem.

Small parts like empennage surfaces, landing gear struts, etc. come with locator pins that fit into corresponding holes in the fuselage, so getting things in the right place isn't difficult. The one difficulty I encountered with the Fleetster was the landing gear. Each gear unit consists of three parts, the shock strut, a V-shaped brace strut, and the wheel/wheel pants. Getting all three components glued together and glued to the fuselage while holding them in proper alignment in all three planes is not for the faint-hearted. I got it done, but I think I ended up with symmetrical units more due to pure dumb luck than skill.







My suggestion would be to use very fine wire pins to temporarily attach both strut components to the wheel fairing, then glue everything to the fuselage, and only permanently glue the wire-pinned components once you have everything lined up.

The other assembly problem was the cockpit canopy. If I have to do it over again (and I do, one more Fleetster to go) I'd attach the canopy to the wing before assembling the wing to the fuselage. That will ensure you get the wing correctly located (I got mine about .040 inches too far back).

Decals are of decent quality and thin enough. I discovered that where you need a setting solution Microscale's Micro Set worked better than Solvaset. However, I only needed setting solution for the decals that went on the corrugated tail fin.

To summarize, Dekno produces decent kits of a wide variety of 1930's subjects. Although cast in resin, I found them no more of a construction challenge than most limited-run injection molded kits. So, if you have an interest in this era, these are worth looking into.



## What's Zip wid You?



ASMS/Bill Delk sponsors an on-line ZOOM meeting with whoever wants to join us to talk about models and life. It happens almost every Sunday at 4:00. Contact Bill Delk to have him send you a link to be able to get into the meeting. Everyone is welcome.

First of all let me thank everyone who sent in a photo of his work. It's a great way for the ASMS family to keep up with what the other members are doing.

Let's start off with Adam Coleman. Adam has been busy with a navalized ME-109 conversion. This version would have been one of the aircraft flying off the Graf Zeppelin.





Ben Morton has two figure projects up next. Both are from Tori Models and are from a series called Girls in Action and they are 1/20th scale.




This is another Tori Models productions from the same series.







Rick Cotton checked in with us this month. Rick is working on a 1/144th scale Revell HMS Snowberry. This is a scaled down version of the 1/72nd scale Flower Class Corvette kit. Rick is doing this one as a commission.





Dave Edgerly checked in this month with an in progress P-47D by Tamiya and two kits for future projects.







Floyd Werner sent us some snaps of his in progress HK Models 1/48th scale B-17G.







Rick Herrington continues his Tornado madness with a Revell 1/72nd scale Tornado. The Bundesluft color scheme is a test run for his in progress 1/48th scale kit in progress.



Rick also has a Heavy Infantry figure from the Mandalorian series. This is the Hasbro figure Bob helped him paint and detail.









Last this month from Ziggy Downs-Bumgardner we have a couple of Gundams.

The first images are of a Master Grade Ka-HI Ziggy changed the color scheme using metallic blue and gold.

The second model, the MGEX Unicorn is Ziggy's first attempt at lighting his kit with LED's.











Talk about Tornado madness...Douglas Brown is working on a 1/72nd scale Tiger Meet Tornado. If you're not familiar with what a Tiger Meet is it's where aircraft sport special schemes usually based on anniversaries or predatory animals. As modelers it means spending a great deal of time decaling.



Thanks to everyone that shared his work with us this month.



When you tell your colleagues you're spending the weekend with a model...



Their expectations



Your expectations





## The Good Ol' Days

by Rick Cotton

I find myself waxing nostalgic for the old days. No, not the 1970`s...although those were the "good old days"...I mean the days before the VID, when we actually had lives, and could socialize, and go out to do something without having to stop the car halfway down the driveway, return to our parking position, and run back inside for that %^\$#&\* mask we have to wear everywhere we go. That %\$#^ is getting old. The instant I put that mask on, my face starts to sweat, my glasses fog up, and I feel like I am choking on my own fumes.

I find myself longing for the days of model shows, of traveling across Texas, or heading east to Lake Charles. Now, Lake Charles is in a world of hurt, having been hammered by one of the most powerful hurricanes to ever hit Louisiana. Any events there any time soon are in serious doubt, VID or no VID. Cleanup and recovery there will take a long, long time. My prayers and thoughts go to our friends in the S.W.A.M.P. and their neighbors.



Everything here in Texas got shot down, of course, and who knows when any of it will resume? I miss those trips so badly – Buccee`s on I-10 in Luling. The Czech Stop in West, for kolaches. Hruska`s just north of Columbus, for yet more tasty goodies. I miss the long conversations on the way with my modeling friends. I miss the lines at registration, wondering if I am behind Richard Kern`s 87 entries. I miss the rush of adrenaline at the first sight of the vendor room. I miss bumping into old friends at places scattered across the state. I miss the claustrophobic Grapevine Convention Center, and the hard, hard, concrete floors in San Antonio. I miss the ecstasy/disappointment of the awards ceremonies. And I miss the drive home, whether it be celebratory or a b\*tch and moan session. I miss it all.

I find myself looking longingly at my show photos from events past and remembering the highs and lows of this hobby that makes us congregate and celebrate what we do. I look through the photos, and old moments come back, in pleasant nostalgia, for a time before we were afraid to be alive in public with other people. I see folks I haven`t seen in a year and wonder how they are doing. I see sights that my eyes yearn to view again – not big amazing things – just simple places and towns where fun is had, and a hobby is shared.





I do not expect Lake Charles to be back any time soon, but when they are...and they WILL BE...I want to be right there, enjoying the experience of just being alive and walking around. I will gladly celebrate that moment, as I know all of you will, too.

To badly misquote Shakespeare, "This summer of our discontent" is about to end. The heat will go away, and the cool will come. It always has, and it always will.



The good news is, the VID seems to be fading from the news cycle. Like everything else, it will eventually go away...probably right after the election.

Maybe next year, just maybe we can return to the shows. There may be masks in attendance, I get that, but by God, I will go and attend and participate, and be damned glad to be there.





Let us hope that change will come as well, and that this dark, depressing time will finally give way to happier, carefree days. Days of anticipation, of building models with a purpose, of filling out entry forms, and prepping for long car rides with a friend. Days of club meetings that do not involve "Zoom". Days of light and happiness. Surely, in God`s good time they shall come again. That is my prayer for all of us.

Be well, and keep on modeling!

## October 30 in History...

### **30 Oct, 1922 - Italy Mussolini**

1922 : Mussolini, leader of the Fascist, demands that complete control of the government be handed over to his organization or he was prepared to fight his way to power with his army of 800,000 supporters. The King of Italy Victor Emanuel agrees to his demands and allows him to form a cabinet.

### **30 Oct, 1936 - English Record**

1936 : Two new records were broken today when British Airman Capt. James A Mollison made the crossing from Harbor Grace, Newfoundland to Croydon, England in a record 13 hours 17 minutes averaging 160 MPH in his Bellanca Monoplane. He also broke the record from New York to London with a time of 19 hours and 59 minutes.

### **30 Oct, 1938 - U.S.A. "The War of the Worlds"**

1938 : Orson Welles and members of his company touch off mass panic with a CBS dramatic radio adaptation of the 1898 novel "The War of the Worlds" by H.G. Wells. The play was so well performed that newspapers reported listeners believed the broadcast to be real and had incited mass panic. While there is little proof that actual panic ensued, many listeners were disturbed by the realistic broadcast.

### **30 Oct, 1961 - World`s Largest Nuclear Bomb**

1961 : The Soviet Union has exploded the world`s biggest bomb so far nearly 4,000 times more powerful than the atomic bomb dropped on Hiroshima in 1945. This is the latest in a series of larger and larger bombs the Soviets have been exploding over the last few years. The United Nations is appealing to both the US and the Soviet Union to end the arms race or risk destroying the planet.

### **30 Oct, 1974 - Zaire Muhammad Ali**

1974 : Muhammad Ali regains The Heavy-weight Title by knocking out George Foreman in the eighth round during the fight billed as "Rumble In The Jungle."

### **30 Oct, 1977 - China Purge**

1977 : The Communist party leader of China Hua Kuo-feng is continuing his purge of opponents with many thousands of dissidents executed this year.

### **30 Oct, 1991 - Middle East Peace Conference**

1991 : The Middle East peace conference begins in Madrid, and is the first time Israel has sat down with all its Arab neighbours including Palastinians to discuss a peace plan for the Middle East.

### **30 Oct, 2012 - Hurricane Sandy Devastates US East Coast**

2012 : The "super-storm" Sandy hit the US East Coast creating a major disaster area in heavily populated areas like New York City and the coast of New Jersey. President Obama declared a major disaster in the state of New York. Even much of Lower Manhattan lost power.





## Old Rumors and New Kits

### New and In View Aircraft by Ron McCracken

October is again strong on re-pops.

1/32nd Scale

ICM has announced a re-release of their 2020 new-tool Fiat CR.42, this time in Luftwaffe markings with some updated/new parts.



ICM is also re-releasing their 2020 new-tool PT-17, adding three figures of female American aviation cadets. This ought to be of interest to aircraft modelers with an interest in figures, and vice-versa.



ICM is also releasing some additional crew figures for the Stearman based on this photo.



1/48th Scale

Eduard is releasing a limited edition MiG-19 Farmer based on Trumpeter molds with some new parts.





Eduard is re-releasing their Spitfire Mk.Ia in a Profipack edition with some new parts.



Hasegawa has announced an A6M5 Type 52 Zero in an 'Ace Pilot' version with a figure of Japanese ace Tetsuzo Iwamoto.



ICM is re-releasing their 2020 new-tool O-2A Skymaster in USN markings with some new parts added.



Kinetic is re-releasing their Harrier kit in two variations – a USMC AV-8A and a Harrier GR.1/GR.3. Same basic kit, different markings and possibly some alternative parts.



Revell has announced a re-issue of their aging CH-53G, which has been around since the days when raised panel lines were state-of-the-art. Still, this kit hasn't seen a re-issue since 2013, so if you missed out then, you're getting another opportunity to expand your stash!





Revell has announced re-release of a Tornado ASST 3.1 with new parts and markings. The basic kit originated, per Scalemates, in 1992 under the Italeri brand, and has seen re-issues over the years from Italeri, Eduard, Testors, and Revell.



1/72nd scale


BPK (Big Planes Kits) has announced a new-tool 737-800 in 'Qantas' markings.



Dora Wings is re-releasing their 2019 new-tool Lysander Mk.III with some new parts.



Dora Wings has announced a new-tool Miles M.9A Master. Based on my inability to find anything but CAD images of the model, I consider an October release a bit optimistic but that's the claim being made.



Eduard has announced a new-tool kit of the Z-37A Servus Chlapci, a Czech agricultural aircraft.





Hasegawa is re-releasing their Ju 88G-1 in NJG 2 markings. New decals seems to be the only change since the 2017 release of this kit.



Junkers Ju88G-1 'NJG2'

Tamiya is re-releasing the 2019 Italeri kit of the F-35B Lightning II with additional parts for more varied armament options, and decals for two Japan-based USN aircraft.



LOCKHEED MARTIN F-35B LIGHTNING II

### 1/144th Scale

Zvezda has announced a new-tool Be-200ES twin jet seaplane.



RUSSIAN MULTI-ROLE AMPHIBIOUS AIRCRAFT BERIEV Be-200ES

## Shipping News

By Rick Herrington

Let's jump right in with a forthcoming release from IBG. I haven't built anything from this manufacturer but looking at the Interlink it looks like they've released 11 other British destroyers in 1/700th scale. If you're an Anglophile like me it might be worth checking out.

This month's release from IBG is HMS Ilex in 1/700th scale. Ilex was an "I" class destroyer and made it all the way through WW2 to be sold for scrap in 1946.

HMS Ilex 1942  
British I-class destroyer

Next up from Orange Hobby is an Italian battleship the Andrea Doria. Looks like an opportunity to build up a battle-wagon with an eye catching finish.







Two welcome USN cruiser models up next. The first from Pit road is the light cruiser Miami CL-89. The Miami mounted 6 inch guns as her main armament.



SCALE 1/700  
SKYLINE  
アメリカ海軍軽巡洋艦 CL-89 マイアミ US Navy Light Cruiser CL-89 "MIAMI"

The next US cruiser release is the heavy cruiser USS Salem (CA-139) from Veryfire.



Meng continues with their "safe" releases with the US aircraft carrier Enterprise (CV-6)



Now to the modern stuff and no surprises the releases are JMSDF. First from Pit Road is a destroyer DDH-142 Hiei.



SCALE 1/700  
SKYLINE  
海上自衛隊護衛艦 DDH-142 ひえい Japan Maritime Self-Defense Force DDH-142 "HIEI"

The second release from Pit Road is fairly unusual. They're releasing the Japan Coastal Patrol Boat Hateruma (PL-61)



SCALE 1/700  
SKYLINE  
海上保安庁 はてるま型巡視船 PL-61 はてるま Japan Coast Guard Patrol vessel PL-61 "HATERUMA"

Last up in 1/700th is a Trumpeter release a the People's Liberation Army Navy (PLAN) Type 052C







Moving on to 1/350th scale first we have two releases from Pit Road, both modern JMSDF missile boats. PG-827 Kumataka and PG-824 Hayabusa.



Trumpeter continues its British Cruiser series with the Light Cruiser HMS Calcutta. HMS Calcutta spent most of her career fighting in the Mediterranean where she ultimately met her fate. She was sunk by German air attacks assisting in the evacuation of 6000 British troops from the island of Crete.



Academy is releasing a 1-350th scale DKM battleship Tirpitz. They're advertising it as a "Pocket Battleship" which it was anything but, being the sister ship to the Bismarck.



In 1/72nd scale we have two releases this month. The first is from Garbuz models and is an oar/sail powered Seagull. Although the box art show a crew of Ukrainian Cossacks the model doesn't come with them.







Please note that other items shown in the image(s) above are not included with this product.

Last from Das Werk known for their releases of less expensive Takom kits come an unusual and highly refreshing release of the WWI U-boat U-9. U-9 had a distinguished career sinking 18 vessels including 4 British cruisers.



'Til next month grab a kit from that stash and build it!

Full speed ahead!





# Tracked Topics

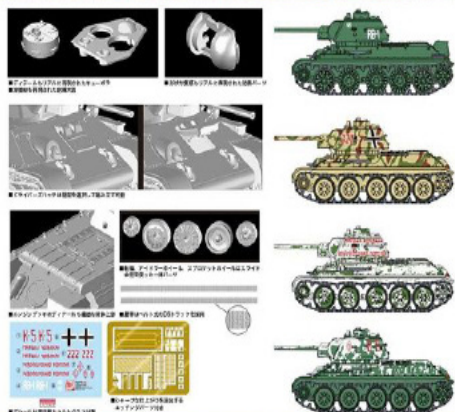
By Panzer Lehr

Got a few new 1/72nd scale releases this month so let's get started with the small stuff.

First up from Italeri is a Hanomag 251/1 "Stuka zu Fuss" (Stuka on Foot".



Next from DML comes a T-34 76. This is the 1943 version.



www.dragon-models.com e-mail: info@dragon-models.com 7277

Next from a company called Waltersens we have a Type 10 JGSDF mbt. The kit includes a tank commander figure.



Waltersens is releasing an American Chaffee in 1/72nd scale also with a commander figure.







写真は試作品です。



Pit Road is releasing a Type 74 JGSDF mbt.



Airfix is releasing a dual kit with a Tiger 1 and a Sherman Firefly. oddly enough they're calling it "Tiger versus Sherman Firefly."




ARTWORK SUBJECT TO CHANGE

Last in 1/72nd from Attack Kits is a German Phänomen Granit 25H Radiowagen



Moving on to 1/35th scale Takom is up first with a couple of new releases. The first is a Panther G with zimmerit included.



Next from Takom is a modern release a Bergepanzer 2A2.





Hobby Boss has four new releases this month. The first is a Soviet D-38 artillery tank. This was a prototype tank based on the BT-2 chassis and armed with a 76.2mm howitzer. It was meant for infantry support but never went into production. Do you think you could find something more obscure Hobby Boss?



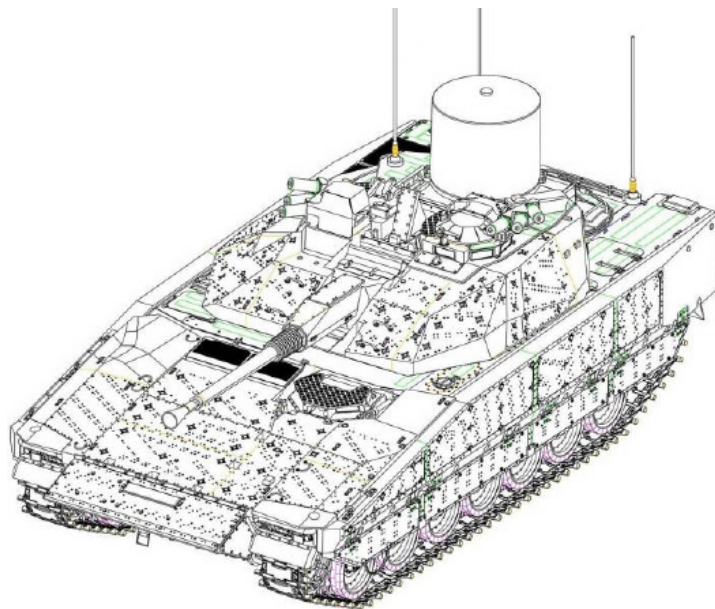
The second release from Hobby Boss will excite you Bundeswehr Cold Warriors, it's a Leopard 1A5.



The third release will please IDF fans, it's a Puma Batash Combat Engineer Vehicle.



The final release from Hobby Boss is based on their previous fine releases of the Swedish CV-90. This kit is the air defense version of the CV-90 designated LVKV-90C armed with a 90mm gun.



ICM is releasing a Sdkfz 247 Ausf. B. This was a German two wheeled reconnaissance vehicle.





Academy has one release this month. Unfortunately it's nothing adventurous, it's a Pzkwf 3 Ausf J North Africa.

## GERMAN PANZER III AUSF. J "NORTH AFRICA"

ITEM #13531 - SCALE 1/35



Finally Tamiya has two new releases this month. The first is a semi-new-tool Pzkwf IV Ausf B with link and link tracks and crew members included.

開発進行中

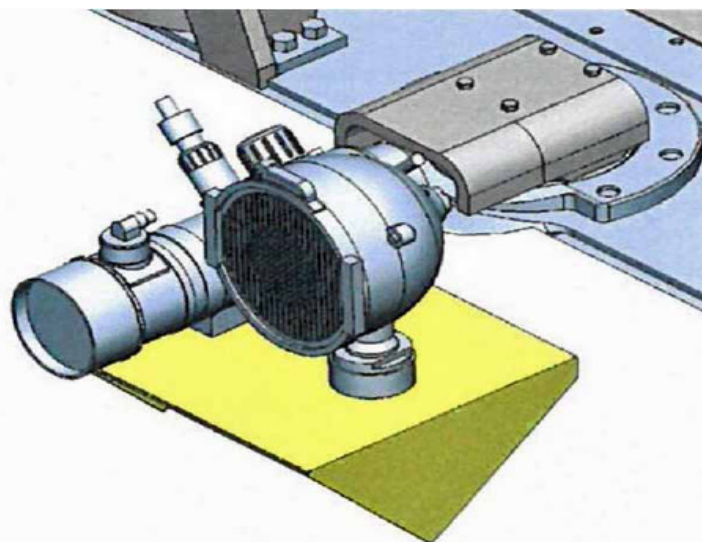
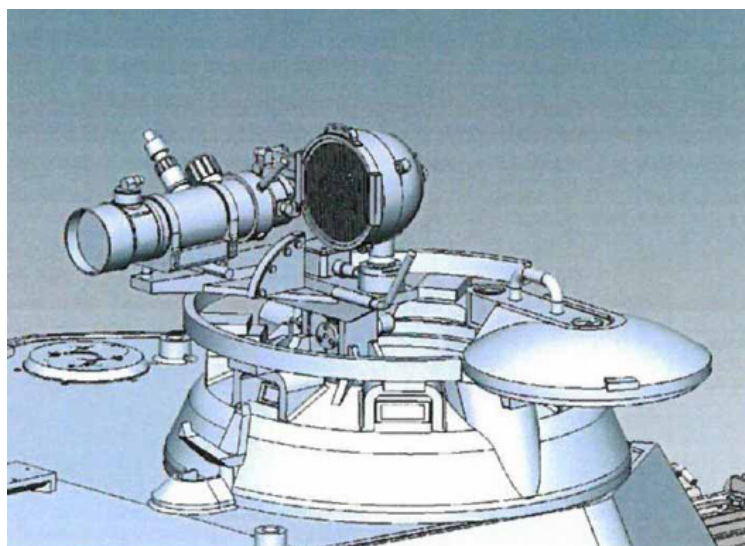


Last from Tamiya is a German Marder 1 with crew figures.

## JAGDPANZER MARDER I



Last in the column this week is an early Panther G from DML supposedly from the Italian front. The kit comes with infra-red night fighting equipment.





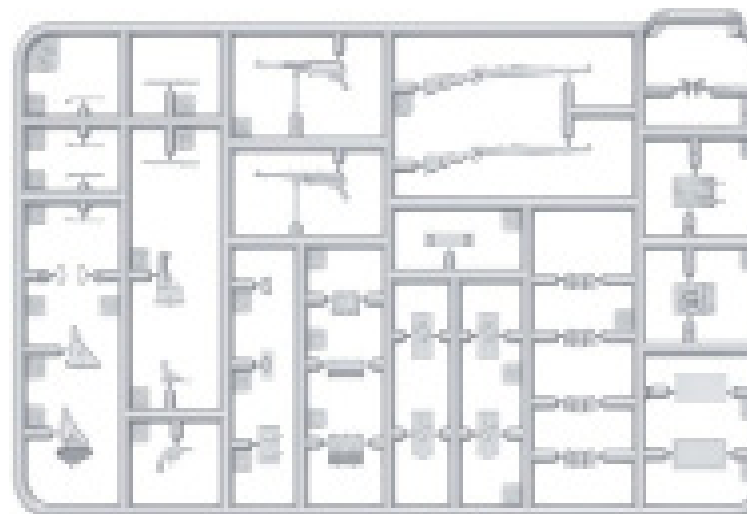
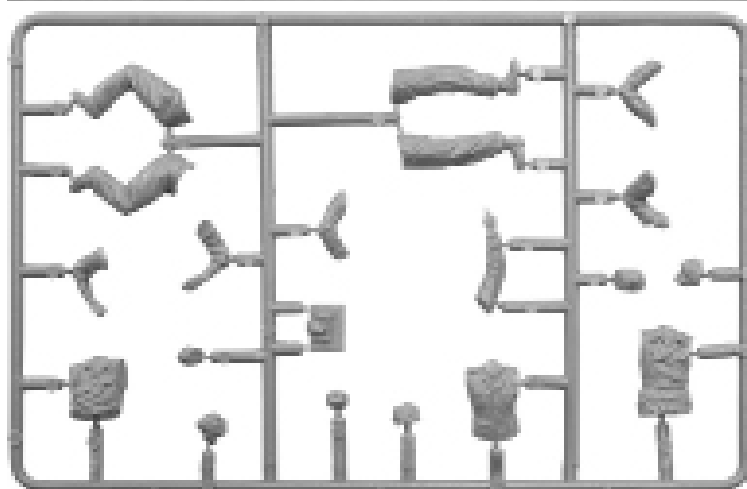
# It Figures

By Michael Lamm

Hello fellow modelers! Hopefully, everyone continues staying healthy and well. Here`s a few new figures to keep things interesting as Fall sets in, or is it only False Fall?

<https://miniart-models.com/>

Miniart is re-releasing a couple of their more popular kits. The German Tank Crew set, and the Close Combat U.S. Tank Crew set. Both feature 5 full figures in various poses, with the German set including a 6th half-figure of a tank commander. The U.S. figures are posed with weapons ready, and the new "special edition" version now includes a small piece of photoetch, for detailing the .50 cal. In addition to the nicely detailed figures, each set comes with a pretty extensive weapons sprue.



TOO MUCH WEATHERING?





SPECIAL EDITION

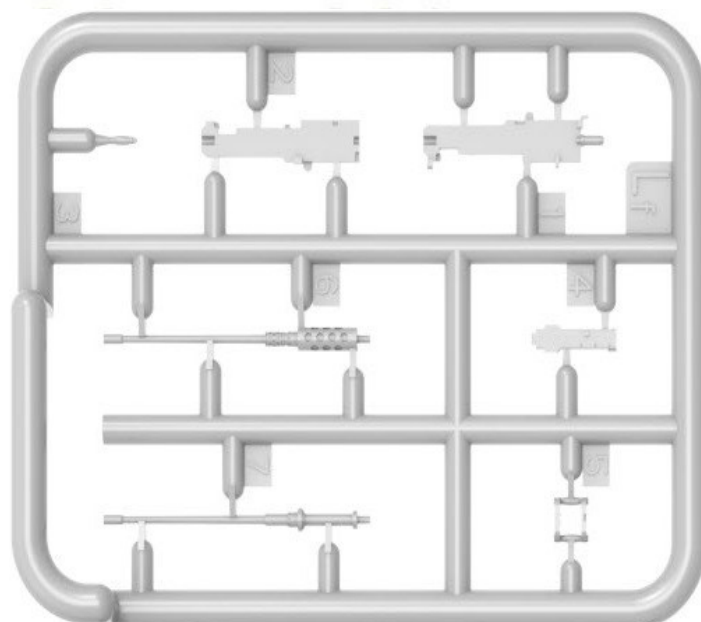
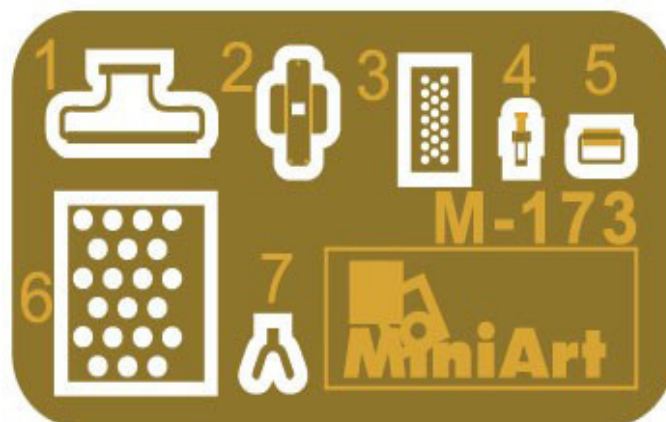
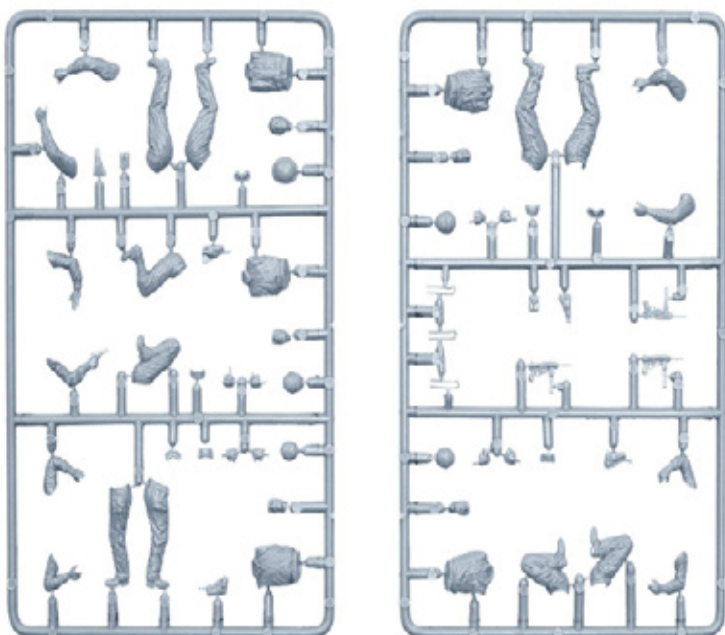
WW II MILITARY MINIATURES SERIES

## CLOSE COMBAT. U.S. TANK CREW

UNASSEMBLED PLASTIC MODEL KIT  
BOX CONTAINS MODELS OF 5 FIGURES WITH WEAPONS  
PE PARTS ARE INCLUDED  
THIS IS NOT A TOY



35311  
1:35



<https://www.royalmodel.eu/>

Royal Model has released a very nice set of 4 half figures with their German Tank Crew in Winter Dress set. The nice really nice thing about this set, is that it's available in 1/72nd, 1/48th, and 1/35th scales, the not so nice thing is that the 1/35th set costs 40 Euros! Ouch.





<https://scale75usa.com/>

Scale75 has a new vignette available in 1/35th.

"Flag over Berlin" looks like it's supposed to represent the famous image of Russian soldiers hoisting the "hammer and sickle" flag atop the Reichstag on May 1, 1945. This action was done under the direct orders of Joseph Stalin for the propaganda effect of victory over the fascists. In fact, fighting was still happening in Berlin and actually, within the Reichstag building itself as the flag was being raised.

The vignette is nicely detailed and includes three soldiers, one most likely representing a political officer.




<http://www.icm.com.ua/>

Finally, from ICM are a few new kits. First up, is a continuation of their World War 1 series of kits. This time, it's a Vicker's machine gun crew and includes two figures in a firing position, with water cans for the cooling system and extra cartridge cases.



ICM recently released two Civil War kits in 1/35th scale. The Confederate soldier set includes 3 soldiers and an officer, while the Union set includes 3 soldiers firing and 1 soldier getting shot. The figures look representative of the armies at the time, with period weapons and gear.







For all you fans of the Chernobyl series on HBO, ICM has added even more figures to their Chernobyl series with the "Rubble Cleaners" set. Kind of a strange choice for a new set of figures, but maybe I can finally has some use for the glow-in-the-dark paint I picked up a few years ago for one of my kids school projects.



That does it for this month's edition. I hope you all Stay Positive, but Test Negative, and spend a little time working on some figures.





To all fellow modelers,

As the current COVID-19 pandemic continues (it hasn't peaked yet), we request that you follow state & local requests to not meet in any groups and to self-quarantine if possible. This means no monthly meetings or shows.

With limited testing available and no vaccines, it's not worth the risk. Between smart phones, email, Facebook, etc., you should be able to stay in contact with your fellow modelers.

Check with your contest chairmen or the event page on the IPMS/USA website before you get in your car!


Dust off your stash and build some models. As the country music artist Gary Allan sings,  
"Every storm runs out of rain".

Stay healthy & safe. Happy modeling

Dave

David Lockhart  
IPMS/USA  
Director of Local Chapters  
678-620-8417  
dlock3155@gmail.com

Central Texas  
Scale Modeling Society







7801 N. Lamar Blvd., Ste E188, Austin, TX

78753

(512) 836-7388

Here's the new stuff for this week.



## Something for Everyone!



King's has moved to Suite E-188...come by and see us!! **We're open again!**

[kinginfo@kingshobbyshop.com](mailto:kinginfo@kingshobbyshop.com)

<http://www.kingshobbyshop.com>







## Join International Plastic Modeler's Society / USA

IPMS/USA is dedicated to the hobby (and fun) of Scale Modeling. It was started by Jim Sage, of Dallas, Texas, in 1964. There are now branches of IPMS all over the world. Our Local Regions and Chapters sponsor Model shows and contests every year, but you needn't be a member to visit the shows or attend the club meetings!

With IPMS/USA Membership, you will receive the outstanding IPMS/USA Journal six times a year - it includes features on all modeling subjects such as aircraft, armor, automotive, ships, figures - you name it! You will also find listings of IPMS contests, swap meets, hints and tips, and reviews.

Membership also qualifies you to participate in IPMS/USA sanctioned contests, and particularly in our World-famous National Convention, held each summer. As a member, you'll also be able to access our online Discussion Board, where a wide variety of modeling topics are discussed, and enjoy interaction with other serious modelers for help with questions about modeling techniques or the Society in general. Many Hobby Shops and Model Vendors around the USA offer discounts to IPMS/USA Members.

Visit us at: <http://www.ipmsusa.org/>  
Join up online at: <http://www.shopipmsusa.org/category-s/100.htm>

For any questions or problems with your membership application/renewal, please contact the IPMS/USA Officer Manager at [manager@ipmsusa.org](mailto:manager@ipmsusa.org)

International Plastic Modelers' Society/USA

Membership Application / Renewal Form

New Renewal IPMS#: \_\_\_\_\_

Name: \_\_\_\_\_

Address: \_\_\_\_\_

City: \_\_\_\_\_ State: \_\_\_\_\_ Zip Code: \_\_\_\_\_

Phone: \_\_\_\_\_ E-Mail: \_\_\_\_\_

Chapter Affiliation, if any: \_\_\_\_\_

Junior (17 years or younger) \$17.00 Date of Birth \_\_\_\_\_

Adult One year \$30.00

Two years \$58.00

Three years \$86.00

Canada & Mexico \$35.00

Foreign Surface \$38.00

Family Adult fee + \$5.00

# of cards? \_\_\_\_

Your Signature: \_\_\_\_\_

If recommended by an IPMS member, please provide his/her:

Name: \_\_\_\_\_ IPMS #: \_\_\_\_\_

PAYMENT OPTIONS:

Cash Amount: \_\_\_\_\_

Check Check #: \_\_\_\_\_ Amount: \_\_\_\_\_

Where did you hear about IPMS/USA? Please check all that apply:

☐ Local model club

☐ Friend

☐ Ad in IPMS Journal

☐ Facebook

☐ Ad in other magazine

☐ Internet search

☐ IPMS web site

☐ I'm a former member rejoining

☐ Other \_\_\_\_\_

Applications should be printed and mailed to:

IPMS/USA

P.O. Box 1411

Riverview, FL 33568-1411





## International Plastic Modelers' Society/USA Membership Application / Renewal Form

New ☐Renewal ☐

IPMS #:

Name: \_\_\_\_\_

Address: \_\_\_\_\_

City: \_\_\_\_\_ State: \_\_\_\_\_

Zip Code: \_\_\_\_\_

Phone: \_\_\_\_\_ E-Mail: \_\_\_\_\_

Chapter Affiliation, if any: \_\_\_\_\_

**Junior** (17 years or younger) \$17.00 \_\_\_\_\_ Date of Birth: \_\_\_\_\_**Adult** One year \$30.00 \_\_\_\_\_

Two years \$58.00 \_\_\_\_\_

Three years \$86.00 \_\_\_\_\_

**Canada & Mexico** \$35.00 \_\_\_\_\_**Foreign** Surface \$38.00 \_\_\_\_\_**Family** (1 set of Journals) \_\_\_\_\_ ← Adult fee + \$5.00 # of cards? \_\_\_\_\_

Your Signature: \_\_\_\_\_

If recommended by an IPMS member, please provide his/her:

Name: \_\_\_\_\_ IPMS #: \_\_\_\_\_

**PAYMENT OPTIONS:**Cash ☐ Amount: \_\_\_\_\_Check ☐ Check #: \_\_\_\_\_ Amount: \_\_\_\_\_

Billing Address, if different than above -

Address: \_\_\_\_\_

City: \_\_\_\_\_ State: \_\_\_\_\_

Zip Code: \_\_\_\_\_

Applications should be printed and mailed to: IPMS/USA, PO Box 1411, Riverview, FL 33568-1411