

# SPRUE EXAMINER

## HMS Kent an In Box Review



Trumpeter 1/350th Scale



A Tour of Williams  
Brothers Model  
Products

austinsms.com



August 2019

*The Cotton Report • Table Talk • Old Rumors & New Kits*

News • Articles • Features • Opinions • Advice • Humbug



# CONTENTS

Page 3 The President's Soapbox

Page 4 House Cleaning

Page 5 HMS Kent An In Box Review -By Rick Herrington

Page 10 A Tour of Williams Brothers - By Rick Herrington

Page 11 Table Talk - by Flanged End Yoke

Page 17 Rick Cotton Report

Page 18 Old Rumors and New Kits:

Page 18 New and In View- by Ron McCracken

Page 22 Shipping News – by Rick Herrington

Page 25 Tracked Topics – by Panzer Lehr

Page 27 It Figures – by Mike Lamm

## ASMS Officers & Chairpersons

Ian Latham - President; [president@austinsms.org](mailto:president@austinsms.org)

Aaron Smischney - Vice-President; [vicepresident@austinsms.org](mailto:vicepresident@austinsms.org)

Mike Lamm - Finance Minister; [treasurer@austinsms.org](mailto:treasurer@austinsms.org)

Rick Herrington - Secretary; [secretary@austinsms.org](mailto:secretary@austinsms.org)

Rick Herrington - Newsletter Editor; [editor@austinsms.org](mailto:editor@austinsms.org)

Eric Choy & Chris Chany- Show Coordinator; [showcoordinator@austinsms.org](mailto:showcoordinator@austinsms.org)

Mike 'Hollywood' Gilsbach - Webmaster; [webmaster@austinsms.org](mailto:webmaster@austinsms.org)

Jeff Forster - IPMS/USA Coordinator; [chaptercontact@austinsms.org](mailto:chaptercontact@austinsms.org)

Chris Chany - Rumpus & Hokum Abatement Director & Lifestyle Coordinator

## Our Sponsors

Phil Brandt (in memorium)

Eric Choy      Angela Forster

Jeff Forster      Russ Holm

Rick Willaman      Jack Johnston

Mike Krizan      Rick Herrington

Aaron Smischney



[www.austinarmorbuilders.com](http://www.austinarmorbuilders.com)



[www.kingshobbyshop.com](http://www.kingshobbyshop.com)



[www.wmbros.com](http://www.wmbros.com)



[www.ctsms.org](http://www.ctsms.org)

## IPMS/USA Support the Troops Initiative

The IPMS/USA initiative was established to provide model kits, supplies and reference materials to our servicemen and women serving in combat zones, recovering in hospitals, and rehabilitating in specialized facilities. The program is expanding into other areas as well. Some local programs take place in USO facilities, some are centered around active duty personnel and are scattered across the country. The IPMS/USA Support The Troops program is still going full-tilt. The national program director is Jon Emery. Jon is accepting any and all contributions and is sharing them with all of the active programs around the country.

[www.models4troops@gmail.com](mailto:www.models4troops@gmail.com)



[www.austinsms.org](http://www.austinsms.org)

Austin Scale Modelers Society (ASMS) is a chartered chapter of International Plastic Modelers Society (IPMS/USA). ASMS meets on the third Thursday of each month. Annual dues for full membership are \$25/individual or \$30/family. The views expressed in this newsletter are those of the authors. It is intended for educational purposes only.

ASMS does not endorse the contents of any article.



# PRESIDENT'S SOAPBOX

BY IAN LATHAM



## HAPPY DECEMBER MEMBERS!

It's time to be festive, celebrate and add on that extra weight. I hope you've all got your shopping done. I know I haven't, but I guess that's what Amazon is for.

This month we have our traditional White Elephant gift sharing at the ASMS Holiday Party, and this time it comes before our December meeting. That means, if you're fast enough, you could get this year's gift together in time for the meeting for our clubs White Elephant competition. I've opted for using last year's gift myself.

This meeting will also decide who had the best model of the year, as all monthly winners will compete for the coveted award. If you have won a monthly prize this year, than be sure to show up, it's the only way to win.

I would like to thank all of the members who have helped to make Austin Scale Modeler's Society a wonderful success this year. Each of you in your own way have come forward and participated in our wonderful club. I'm looking forward to 2020 and the upcoming Nat's and all the shows and competitions that Texas has to offer. I wish all of you a safe, healthy and happy holiday season and new year.

Ian

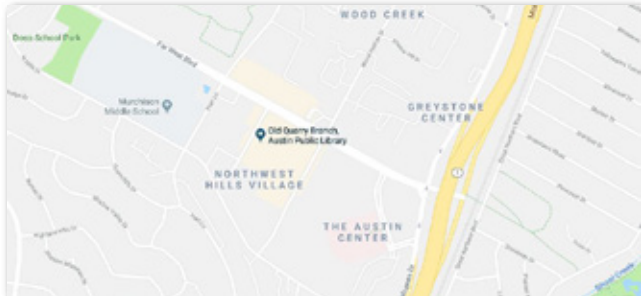




# HOUSE CLEANING



## ASMS MEETING



**Third Thursday each month  
7:00 pm - 8:45 pm  
at the  
Old Quarry Branch Library  
7051 Village Center Dr.**

***Next meeting November 21st, 2019***

**No Reservations Neccessary!**



***Break the ice at parties!  
Don't miss out on the new name  
badges for dues paying members.  
Contact [latham.ian@yahoo.com](mailto:latham.ian@yahoo.com) for  
more information.***



### Events

JANUARY 26, 2020: CALMEX, LAKE CHARLES,  
LA  
SHOW THEME: "Snap-Tite/Snap-Together"

### ***ASMS Club Dues Are Due!***

Annual ASMS club dues are \$25.00/individual  
or \$30.00/family.

You may bring your dues to a club meeting or remit  
same to ASMS, 111620 Via Grande Drive, Austin, TX  
78739.

### Club Quarterly Contests

- December: White Elephant/Model of the Year

### Monthly Meeting Presentations:


December: ?





# HMS KENT AN IN BOX REVIEW

By Rick Herrington



HMS Kent was built by Chatham Dockyard and laid down on 15 November 1924. She was launched on 16 March 1926 and commissioned 25 June 1928. The ship made it through WW2 relatively unscathed beginning her career with the 5th Cruiser Squadron on the China Station and ending it escorting convoys to Russia

The following is a brief history of the ship according to Wikipedia.

*In November 1939 she joined with the French heavy cruiser Suffren and the Australian destroyers Voyager and Vampire to hunt for the German pocket battleship Admiral Graf Spee in the East Indies and then was reassigned to escort troop convoys in the Indian Ocean in January 1940. [9]*

*Following the declaration of war by Italy, she was transferred to the Mediterranean Fleet, arriving at Alexandria in August 1940 with the 3rd Cruiser Squadron. [10] On 17 August 1940, Kent, the battleships Warspite, Malaya, Ramillies and twelve destroyers bombarded Italian positions near Bardia and Fort Capuzzo. Two weeks later the ship participated in Operation Hats, escorting a convoy from Alexandria to Malta. [11]*

*On 15 September 1940 the battleship Valiant, the aircraft carrier Illustrious, Kent, the anti-aircraft cruisers Calcutta and Coventry, and seven destroyers left Alexandria bound for Benghazi. During the night of 16/17 September 1940, aircraft from the Illustrious mined the harbor of Benghazi. They also attacked shipping in the harbor with torpedoes and bombs, sinking two destroyers and two merchant ships.*

*Kent and two destroyers were detached to bombard Bardia while returning to Alexandria. During the night of 17/18 September 1940 the ship was hit in the stern by a torpedo from Italian Savoia-Marchetti SM. 79 bombers from the 279th Independent Torpedo Squadron (Italian: Squadriglia Autonoma Aerosiluranti) led by Carlo Emanuele Buscaglia. She was towed back to base by the destroyers with great difficulty. [12]*

*On 17 July 1944, the ship was formed part of the covering force protecting three British aircraft carriers flying off aircraft to attack the German battleship Tirpitz during Operation Mascot.*

*Kent escorted three aircraft carriers that attacked the German airfield at Kristiansand on 10 August. She escorted two carriers on 12 September while their aircraft attacked German shipping near Stadlandet.*



*On the night of 13/14 November 1944, as flagship of Rear-Admiral Rhoderick McGrigor during Operation Counterblast, the ship, with the light cruiser Bellona and four destroyers, attacked Convoy KS.357 off Listerfjord, south-east of Egersund, Norway. The convoy consisted of four freighters escorted by the minesweepers M.416, M.427 and four submarine chasers. Opening fire at 2300 hrs, the cruisers and destroyers sank two of the freighters and all the escorts above except one unidentified vessel.*

If you have read my monthly column Shipping News you know I'm a big fan of Royal Navy ships. HMS Kent in 1/350th scale is one of those releases that I am happy to see. HMS Kent is a County class cruiser. The ships included in the County Class also include the cruisers Norfolk and Suffolk which participated in the hunting and sinking of Bismarck. This gives me hope that Trumpeter will release kits of her more famous sister ships.


Enough of the history lesson. Let's get to the kit.




First up is the hull. Sorry water-line fans this one will take some cutting to display that way. If you want to go full hull though the kit includes a stand with it.



Here's the one piece deck. No seam to worry about.



Here's some detail shots of the bow of the deck sprue.





Here's a detail photo of the aft deck. Fine planking detail











Next up is the deck/superstructure.



The main armament/turrets look pretty fine.



There are two sprues with the stacks. One contains the AA armament and the other the propeller shafts




Ship's boats, 20mm's. and Name plate.









Ship's Name Plate




Detail shot of the Pom Pom AA



This sprue also includes parts for the aircraft catapault and the cranes.




This sprue has the superstructure parts.




This sprue is the Walrus Sea plane. Typically Trumpeter does these in clear. There is also a packet of anchor chain that comes with the kit.






The kit has a nice set of photo etch included with it. Three separate sprues. The first has PE for the funnel and the upper works including the mast.




The next sprue has photo etch for the ship's crane.



The next PE sprue is railings for the ship



This is the display stand for the ship



These are the decals that come with the kit. Several flags and markings for the Walrus.




This is the color plate that comes with the kit. The box art depicts the ship with a green bow. Trumpeter has decided to change the green color to a dark gray. I have not been able to find evidence of this scheme. The box art is correct for a scheme she wore 09/41 through 11/42.



Last, a shot of the booklet of instructions.

All in all looks like a great kit just built from the box. I'm sure the aftermarket folks will be jumping all over this release if we wait a month or so.

**Billy has 17 plastic model kits.  
He just bought 3 more.  
What does he have now ?**



**Happiness.  
Billy has Happiness.**

# A TOUR OF WILLIAMS BROTHERS MODEL PRODUCTS

By: Rick Herrington



Williams Brothers non-descript manufacturing facility in Round Rock. The magic happens inside.

Recently Eric Choy and I had the opportunity to help out one of our club members Daniel Brett. Daniel is not only a club member but he is also the CEO of Williams Brothers Model Products.

Daniel took over the reins of Williams Brothers when the owners died and the family wanted to sell the business. Daniel had been a long time customer of their products and put in a bid to buy the company. Because he was a loyal customer and was genuinely interested in the subject matter that the original owners were the family decided to accept his bid. Since then Daniel has been running Williams Brothers competing with the big boys like Trumpeter and Tamiya.





The display case when you enter the door. Wow!  
Lot's of goodies to spend money on.

This is from Daniel's web site.

*Our initial goal was to continue the production of the product lines, "as good, or better" than the original. We use only high quality, virgin plastics to make our products, and set specification standards for purchased items, like decals. The hope is to expand and grow the company some more, as new technologies come forth in the industry, and maintain a product line that is designed and made in the USA, as much as possible.*

Eric and I were helping Daniel to host the IPMS modeling group Alamo Squadron. Alamo Squadron is the chapter hosting IPMS Nationals next year in San Marcos. He was expecting thirty or so modelers coming in that morning and needed some help herding the cats.

Daniel puts on a great tour and each visitor gets to make a kit for himself from start to finish. He even had name tags meant to go on the boxed kit before shrink wrapping that would personalize each kit.



More of Williams Brothers fine kits.



Daniel with the injection molding machine in earlier days.



Daniel explains the model making process to a standing room only crowd.



The tour begins with weighing out a bit of plastic, just enough for the injection molding machine to fill the mold and ends with shrink wrapping the boxed kit. The tour also includes snacks and drinks.

Each member and sometimes their sons and daughters got an opportunity to manufacture their own 'tween wars aircraft. They also got a chance to peruse Williams Brothers other model offerings and purchase those if they wanted to.



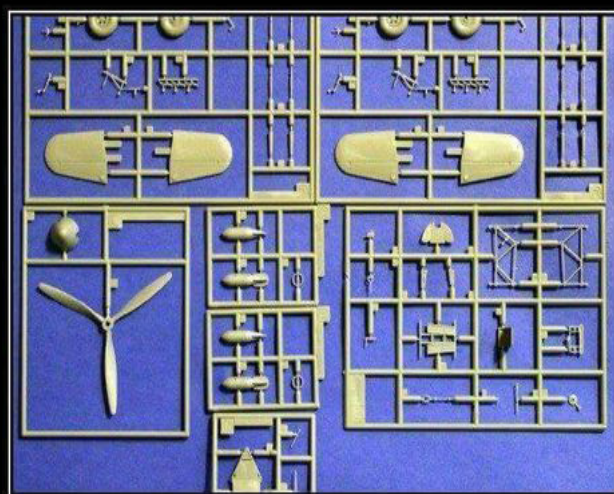
Young and old enjoying Daniels explanation of a modern day plastic factory.

The Alamo Squadron Modelers were grateful for the tour and presented Daniel with a "Come and Make It" T-shirt. "Come and Make it" is the theme for the IPMS Nationals in 2020. Eric and I received hats with the logo on it.

A great day visiting a local model manufacturer, learning a lot and meeting some new friends.



Eric and Daniel post tour



# MODEL KITS

Because turning a box of plastic into something beautiful is magic.





# TABLE TALK

By Flanged End Yoke

This month had a mix of eclectic models. Let's start off with Ben Morton's offerings.


If you have seen the movie *Mortal Engines* you will be familiar with cities on treads. Ben decided to build one of his own and share it with us. There's a mix of scales in this one starting off with ModelCollect's 1/144th Landkreuzer as a base and adding 1/350th railings and buildings from Black Dog.



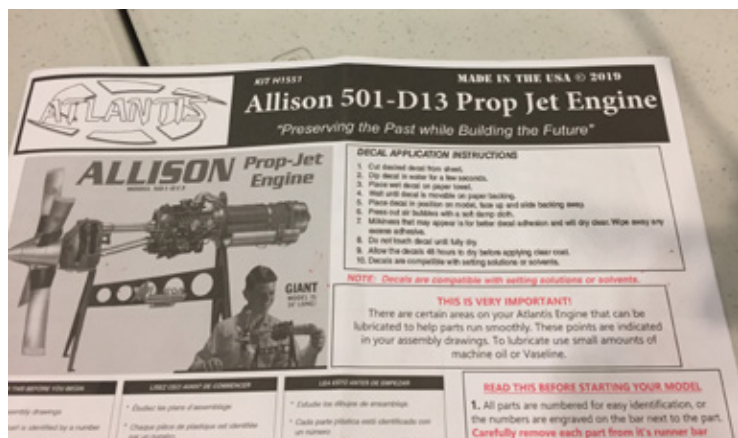
Ben also brought in a scratch built downed power transformer.



Keeping on the theme of unusual modeling subjects Bill Delk shared with us his model of the Revell/Atlantis Allison Prop Jet Engine.







Brandon Wood shared with us a great Tamiya 1/48th F4F-4.



Mike Lamm brought in several completed pieces. First up is his FW-190 from Matchbox in 1/72nd scale.



Mike also brought in a 1/72nd ME-109G-10 by Revell.



Switching to armor Mike brought in a 1/144th scale T-62 from Brengun.



Last up from Mike was a group of 28mm Goblin figures.



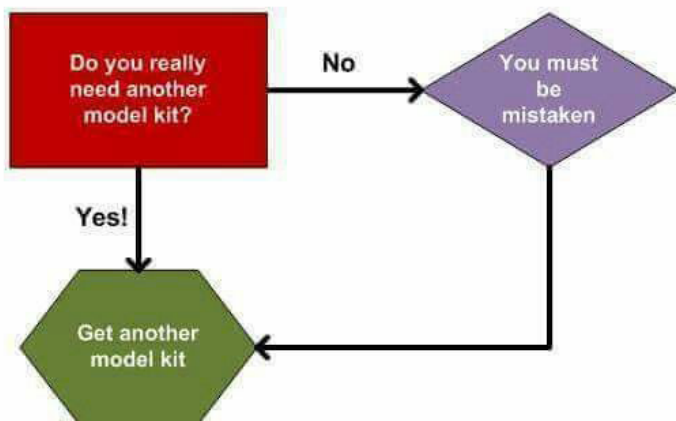




Milton Bell had two completed projects on the table. The first was a Tamiya Mosquito.



Milton Bell had two completed projects on the table. The first was a Tamiya Mosquito.



Since I have taken over putting together the newsletter our Presidente has found the time to get back to modeling. Ian brought in a Tamiya 1/48th Mk1 Spitfire. Welcome back sir!



Rick Herrington brought in two completed projects. The first was a WizKids figure of Cthulu. If you're familiar with HP Lovecraft you will recognize this creature.







Rick also had a souvenir of his trip to Williams Brothers a 1/16th scale Lewis Gun.



Last up and winner of this month's Model of the Month was Mike Gilsbach's Arado 196A-3. This 1/32nd beauty from Revell wowed everyone.



The meetings program was put on by Ron McCracken and Milton Bell. They shared with us their technique for making seamless aircraft windows with clear casting epoxy.



This is the product Milton and Ron use to cast clear windows.

Thanks everyone for a great meeting!





## Rick Cotton Report

Ye gods, I am now half-owner of an armor hobby shop!

A while back, a poor unfortunate armor-building soul was apparently told by his wife that he needed to get out of his hobby before moving to another city. This poor b\*stard contacted our Club Secretary, the hard-working and under-appreciated Boyd Waechter, to let us all know that such a disaster was happening. Boyd puts the notice out to the club, fair game, and I jump all over it. Fortunately, Loverboy West is not in the picture now.

I called the guy and told him I was interested:

"In which ones?"

"ALL of them."

A lengthy stunned silence.

"Uh...Ok. There's alot!"

Lengthy negotiations ensued. He quotes a number good enough for a starting NFL left tackle, I offer one more like a badly wrecked Yugo, and we eventually meet in the middle somewhere. It's a pile of money the size of which I have never offered before. I then call up my good friend Kevin Boggs and ask if he is interested in half the deal. He is. Excellent - Kevin has the armor knowledge, the contacts, and the calm, civilized personality of a diplomat. I have the b\*lls, the garage, and the SUV.

I head wayyyy across town to the guy's house, blissfully unaware that Boyd is totally correct, and there is NO WAY I can get the entire load in one trip, not even with the big Sears cargo carrier

I pull up, the guy comes out of the house, and rolls up the garage door....

Sacre Merde! ("Holy Cr\*p!")

Behind the piles of junk, tools, boxes and assorted "normal" garage stuff, I can see them- several floor-to-ceiling shelves absolutely stacked with DML, Tamiya, Italeri, Trumpeter, and gobs of others. Neatly stacked, many still shrink wrapped, many with little white labels on them describing the expensive aftermarket stuffed inside. I read a bit... Fruilmodel. CMK. Eduard...and many, many more. The infamous "full meal deals". I have indeed struck the armor modeler mother lode.

It can't be more than 98 degrees outside with 100% humidity, so by the time I have stuffed the Highlander AND the cargo carrier full...jigsaw puzzle style...I am panting and sweating like the fat boy I am, I'm a little light-headed, and there are STILL hundreds of boxes left to get. It takes two trips, about an hour each way, and on the second one, I get to meet the guy's wife, who gleefully tells me how happy this makes her. In my mind, I can just see him grimacing, but I try not to show it. I am polite and cheerful to her. Don't want to blow it.

I feel for the guy. I really do. I had to get rid of a wife who hated my hobby once (among other things about me she disliked), so I do indeed get what a pain that must have been. I do not begrudge him a single dollar I gave him, and hope he finds peace one day, whether it's with her or some hot blonde somewhere who thinks models are, as Sweetie says, "cute!". Good luck, buddy.

Back to business. I drive the loads to my garage and start stacking waist-high. Before you know it, I am knee-deep in Shermans and Panthers and Tigers. Oh my, my garage is nearly full, and Kevin, my business partner drops by to have his own eyeballs fall out and his mouth drop open. The grand total is nearly 500 kits alone.

The guy was heavily into Russian armor, as there are nearly countless T-34's, T-55's, T-80's and lots more. Lots of esoteric and oddball vehicles, too. About half the kits are modern, the rest WW2. All the major brands, and a lot of the lesser-known ones. Mostly MBT's and self-propelled armor, with a few halftracks and armored cars thrown in for good measure.



. There are aftermarket tracks, and resin, and photoetch, and more! It's an armor modeler's buffet!

Our pricing strategy is simple - the Walmart model - sell it super cheap, get it out fast. We are due a reasonable payback for doing the negotiating, fronting the cash, burning our gas and picking the stuff up, sweating and working, organizing it, boxing it up neatly, and allowing people to traipse through my garage and buy it without paying taxes to anyone. We do not want to cheat anyone, nor rob them. We will offer the stuff at prices well below even model show prices, and we will cut even better deals for multiple purchases. Make us a decent offer, we will probably take it. Just ask Eric Choy. Don't ask if we have such and such - we don't have a list, as every time we tried to make one, people came and bought the stuff on it! Don't ask how much we paid per kit, or we will have you thrown out, and you will cry and whimper, kitless, and bleeding in the snow. I am not looking to get rich off my fellow builders. I am just funding my own hobby, and I want to do it fairly. Offering kits at a ridiculously low price without a nasty Hobby Clown attitude is how we will do it. That way, we all benefit. Come if you want to, stay away if you don't. The shop's open!

"Welcome to BC Hobbies."

"Thanks! Got any T-34's?"

"76mm, 85mm, or oddball?"

"Uhhhh..."

"Only 24 left. Knock your lights out. Over there in the Russian Department."

## *Old Rumors and New Kits*

### *New and In View Aircraft*

Depending on one's point of view, December is either a banner month or just so-so. I found no fewer than 32 "new releases" for December, which is obviously too many to cover in detail. However, if one restricts the list to truly new-tool releases, the pickings get pretty slim, as in a half dozen or so. I've tried to split the difference and include some re-releases with significant new features.

1/144 Scale:

HobbyBoss has released a Shaanxi GX-6 PLAAF. The GX-6 is a maritime patrol aircraft and this is a rebox with new parts.







Trumpeter has announced a Vulcan B.2, a new-tool release of this well-known British nuclear bomber. Kit reviews seem to be non-existent at present – always a hazard when dealing with brand-new kits. But the one photo of the kit I found on the web looked promising – by the way, this is no small model even in 1/144th.



### 1/72 Scale:

Academy has released a new tool F-14A Tomcat. The few comments I've found give it mixed reviews, based on test shots, so actual results may vary. Most opinion is that it is a good "easy-build" kit, but not the best overall kit of this aircraft in this scale. Not surprising considering the number of companies that have released 1/72nd F-14's



Airfix is releasing what appears to be a new tool B-25B Mitchell which includes markings for a 'Doolittle' raider. It looks to be up to Airfix's recent standard in this scale and will be a welcome improvement on the existing kits of this version of the B-25.



Airfix has released a new tool Blenheim Mk.I. Reviews have been of the in-the-box variety, but are generally positive. However, the kits designed to allow alternate-parts substitutions for different versions, which I've heard make assembly of the nose something of a challenge.



Airfix has also released a new tool Buccaneer S.2 and reviews indicate it is a winner.





## 1/48th Scale:

Airfix has announced a new tool DH.82 Tiger Moth. At this point there doesn't even seem to be box art, just shots of what appears to be a pre-release kit. But it looks pretty decent.



Airfix has announced a new Hunter F.4, which is the version with bulged storage bins under the fuselage for spent cannon cartridges. Photos of a built-up but unpainted example on Airfix's web site look pretty good, but I haven't found any reviews of the kit as yet.



Dora Wings has announced two similar kits, the Percival Proctor and Percival Vega Gull. These are new tooling, and include photo-etched parts, canopy masks and multiple marking options. They are limited run kits, however, so you'll have to live without locating pins, etc. of large-run kits.



Eduard is releasing a P-51 Mustang Royal Class kit.

This is a double kit. It represents the fighter versions of the P-51D from various production blocks, the P-51K and the British Mustang Mk.IV. The kit also includes long range tanks that were used in the Pacific, and these are included as a separate sprue. The kit follows the Dual Combo concept, and includes the sprue with the non-filleted P-51D-5. Masks, two groups of photoetched frets (one for the D-5 and one for the later variants) and Brassin details in the form of covered and uncovered exhausts and two wheel sets are included.



ICM has released a new A-26B-15 Invader, reportedly based on its new-tool B-26B-50 kit released last September. If so, it should be a good one, as reviews of the earlier kit indicated it was an improvement over previous kits in this scale, even if a somewhat difficult build.





Detail shot of the ICM kit's engines

### 1/32nd Scale:

ICM has announced a new mold Gladiator Mk.I. I've been able to track down the box art, but not much more.



Kitty Hawk has announced a Mirage 2000D/N (two-seater). There doesn't seem to be much out there except box art, but it is supposed to be released this year.



Editor's Note: On my perusals of the Interweb I found an addition for Ron's column. HMA is releasing a 1-144th scale model of the Firefox from the movie of the same name.







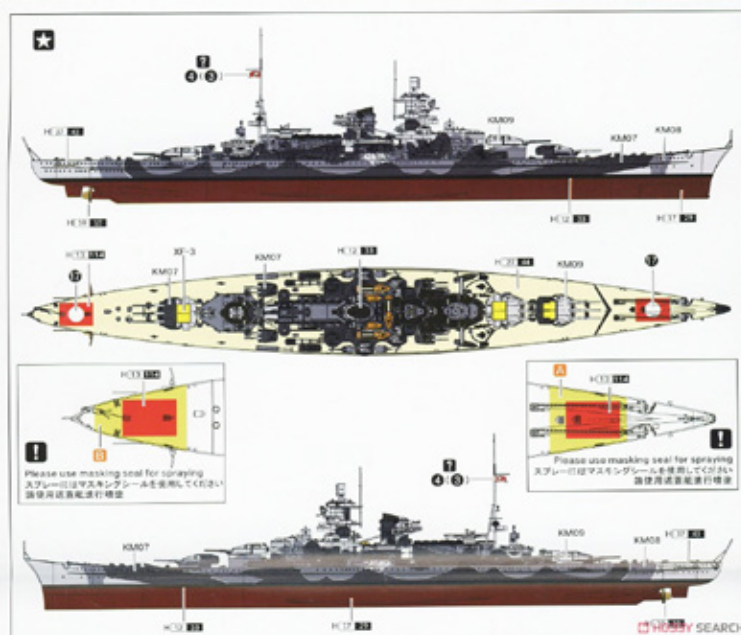

Thanks Ron for updating us this month.

# Shipping

By: Rick Herrington

The new releases this month are in 1/700. Let's start off with the big news.

The folks that brought you an updated and highly detailed Bismarck have turned their attention to updating the Kriegsmarine's other famous ship the Scharnhorst. Flyhawk has produced two versions of this kit. One has all the photo etch and brass barrels and the economy version doesn't.







Flyhawk still produces its photo etch update set for Tamiya's Scharnhorst and you could order the economy version and the update set from Flyhawk and create the ultimate Scharnhorst model.



Next up from Cyberhobby (the iffy branch of Dragon) is the USN Littoral Combat ship Gabrielle Gifford. If you're not familiar with the term littoral it means coastal. The following is form the United States Navy web site describing the ship's role.

*LCS is designed to meet the urgent requirement for shallow-draft vessels to operate in the littoral (coastal waters) to counter growing potential 'asymmetric' threats of coastal mines, quiet diesel submarines and the potential to carry explosives and terrorists on small, fast, armed boats.*



Niko, a manufacturer of resin and photo etch kits has a couple of releases for us. The first is a Kriegsmarine Type 39 Torpedo boat circa 1945.



The second is a cargo/transport ship the USS General W.C. Langfitt. She was a troop ship that operated in the Pacific theatre during WW2.



Bronco is up next with two modern Chinese navy ships. The first is the Chinese destroyer Changsha PLA-052D.







The second from Bronco is a Type 55 Chinese large destroyer.



We couldn't get away with a Shipping News without a new IJN release. Pit Road is releasing a two ship kit of the Etorofu class. The Oki survived WW2 but the Sado did not.



I will have an in box review of the new Scharnhorst kit in next month's Sprue Examiner. Trumpeter's HMS Kent looks like it's going to be a fairly easy build and I'm looking forward to it.

I hope you have a great Christmas.

# Tracked Topics

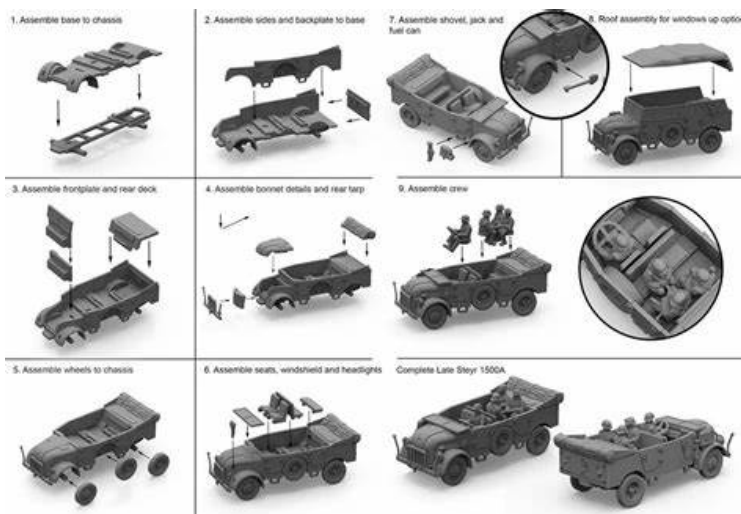
By: Panzer Lehr

## 1/72nd

Some great future releases coming up over the holidays. Let's start with 1/72nd scale. ModelCollect (the pay your money, throw the dice and see if you get a gem or junk company) with a Russian BMP-3. The kit includes anti-RPG slat armor.



Plastic Soldier is releasing a German WW2 Steyr heavy car. I've never built anything from this company but it looks like they're aiming for the gaming audience.







RPM is releasing a Polish tankette, the TK-WII.



1/35th

Revell is up first with a German Hanomag 251C half-track. You would have seen this version rolling along behind the tanks in France and Russia during the Blitzkrieg.



Dragon is releasing another Sturmgeschutz Ausf E. Not sure if this is just a re-box of an earlier kit with new decals or a new tool. You'd think Dragon would have already done every version of the Panzer 3 and Sturmgeschutz by now.



Speaking of Panzer 3's Takom is releasing their own. This release will be an M version.




Takom is also releasing an armored version of their Jeep kit.



Rye Field Models (RFM) is releasing a new British Sherman Firefly. This looks like a good one.







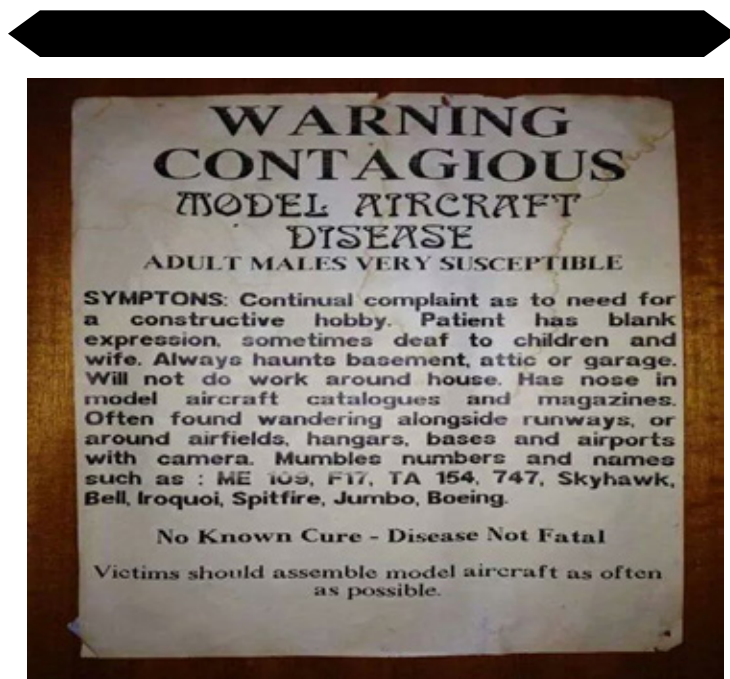
Next up are two modern releases from AFV. The first is a '73 war version of the IDF M-113. The Israelis call it Nag'mash.



The second release from AFV is the US army's Dragoon. If you're not familiar with this vehicle it is a Stryker wheeled vehicle that mounts a turret with a 30mm auto cannon. So glad AFV came out with this one as I don't have to build Panda's now.



Last up is a new release from Zvezda a Bumerang Russian IFV. This is Russia latest and greatest designed to fight alongside the T-14.











Alpine has not left us without anything new. Their new release is a set of American tankers in warm weather uniforms. Perfect for that North Africa scene you had in mind.



Evolution continues to wow us with two new Panzer Commanders. The first is perfect for the cupola of your Panther or Panzer IV.



The second tank commander is peering into the sky searching for Jabos or maybe just peering across the Russian steppe.







Masterbox has some interesting releases this month. Following on the heels of their Indian releases we have a Mexican bounty hunter Pedro Melgoza, an outlaw Gentleman Jim, and a group of three figures Marshall Tom Tucker, Molly and Rebecca Hanson.



From Young Miniatures is a bust that looks suspiciously like the main character Richard Winters from Band of Brothers.







ICM has a set of WW1 French Zouaves. Great to go into battle wearing red pants and hats.



Jeffahiu Niniatures has a set of figures for your Esci 1/9th scale Kubelwagen.



This group looks like it's meant to re-create the famous photo from the Battle of the Bulge.



## ARTICLES WANTED!

Tired of seeing the same old style in the newsletter? Change it to your style. Articles gladly accepted and used.





# King's Hobby

Modeling With You  
Since 1973

## Something for Everyone!



7801 N. Lamar Blvd., Ste B169, Austin,  
TX 78753

kinginfo@kingshobbyshop.com  
<http://www.kingshobbyshop.com>



# Join International Plastic Modeler's Society / USA

IPMS/USA is dedicated to the hobby (and fun) of Scale Modeling. It was started by Jim Sage, of Dallas, Texas, in 1964. There are now branches of IPMS all over the world. Our Local Regions and Chapters sponsor Model shows and contests every year, but you needn't be a member to visit the shows or attend the club meetings!

With IPMS/USA Membership, you will receive the outstanding IPMS/USA Journal six times a year - it includes features on all modeling subjects such as aircraft, armor, automotive, ships, figures - you name it! You will also find listings of IPMS contests, swap meets, hints and tips, and reviews.

Membership also qualifies you to participate in IPMS/USA sanctioned contests, and particularly in our World-famous National Convention, held each summer. As a member, you'll also be able to access our online Discussion Board, where a wide variety of modeling topics are discussed, and enjoy interaction with other serious modelers for help with questions about modeling techniques or the Society in general. Many Hobby Shops and Model Vendors around the USA offer discounts to IPMS/USA Members.

Visit us at: <http://www.ipmsusa.org/>

Join up online at: <http://www.shopipmsusa.org/category-s/100.htm>

For any questions or problems with your membership application/renewal, please contact the IPMS/USA Officer Manager at [manager@ipmsusa.org](mailto:manager@ipmsusa.org)

Applications using payment via Check or Money Order should be printed and mailed to:  
IPMS/USA PO Box 56023 St. Petersburg, FL 33732-6023

IPMS/USA MEMBERSHIP FORM			
IPMS No.:	Name: _____		
Address: _____	If Renewing	First	Middle Last
City: _____	State: _____	Zip: _____	
Phone: _____	E-mail: _____		
Signature (required by P.O.) _____			
Type of Membership	<input type="checkbox"/> Adult, 1 Year: \$30 <input type="checkbox"/> Adult, 2 Years: \$58 <input type="checkbox"/> Adult, 3 Years: \$86 <input type="checkbox"/> Junior (Under 18 Years) \$17 <input type="checkbox"/> Family, 1 Year: \$35 (Adult + \$5, One Set Journals)    How Many Cards? _____ <input type="checkbox"/> Canada & Mexico: \$35 <input type="checkbox"/> Other / Foreign: \$38 (Surface)    Checks must be drawn on a US bank or international money order		
Payment Method: <input type="checkbox"/> Check <input type="checkbox"/> Money Order			
Chapter Affiliation, (if any): _____			
If Recommended by an IPMS Member, Please List His / Her Name and Member Number:			
Name: _____		IPMS No.: _____	
<b>IPMS/USA</b>		PO Box 56023	
Join or Renew Online at: <a href="http://www.ipmsusa.org">www.ipmsusa.org</a>		St. Petersburg, FL 33732-6023	

[http://www.ipmsusa3.org/uploads/ipms\\_application\\_form\\_2016.pdf](http://www.ipmsusa3.org/uploads/ipms_application_form_2016.pdf)