



SPRUE EXAMINER®

Newsletter of the Austin Scale Modeler's Society

February 2017

Brooklands Museum by G. R. Dennis Price

The Brooklands Museum, southwest of London, England, caters to aviation, bus, car, and motorcycle enthusiasts. It is approximately a 15-minute walk from Weybridge railway station, on the Southwest Trains railway service between London-Waterloo and Farnborough.

History: Brooklands was the world's first purpose-built motor racing circuit. Opening in 1907, the concrete track consisted of a 100-foot-wide, 2.75-mile-long oval circuit, of which 1.25 miles were banked. The banking reached heights of up to 30 feet. An additional half-mile finishing straight bisecting the oval was also constructed. Numerous workshops were also constructed for the maintenance and repair of the various motors. The northwest part of the track parallels the railway tracks just south of Weybridge station and from the remaining parts, the track can still be seen.

The track was used for numerous auto and motorcycle racing events, including the first 24-hour endurance race in 1907 as well as several record setting performances including the first-ever rider of a 350cc motorcycle to cover over 60 miles in an hour. George E. Stanley, on a Singer motorcycle in 1912. Percy E. Lambert was the first person in a 4.5 litre Talbot to cover 100 miles in an hour 15 February 1913.

[continued on page four]




Austin Scale Modelers Society (ASMS) is a chartered chapter of International Plastic Modelers Society (IPMS/USA).

ASMS meets on the third Thursday of each month.

Annual dues for full membership are \$25/individual or \$30/family.

The views expressed in this newsletter are those of the authors. It is intended for educational purposes only. ASMS does not endorse the contents of any article.

www.austinsms.org



In This Issue

- 1 Brooklands Museum
- 2 Upcoming Events
- 3 Peanut Brittle
- 3 Fiddly Bits
- 9 Web At Night:
Rewind
- 10 Model O' The Year
- 12 Do White Elephants
Float
- 15 Nose Art
- 17 On The Web
- 18 Model O' The Month
- 23 Old Rumors/
New Kits 2G

Visit us on the web
www.austinsms.org

Our Sponsors



Austin Armor Builders Society
www.austinarmorbuilders.com



www.kingshobbyshop.com



<http://www.wmbros.com/>



<https://www.ctsms.org>

Phil Brandt (in memorium)

Eric Choy Angela Forster

Jeff Forster Russ Holm

Rick Willaman Jack Johnston

Mike Krizan Mike Poole

Aaron Smischney

Rick Herrington

Upcoming Events

IPMS/USA Region VI Model Shows

ModelFiesta 36, San Antonio , Texas	2.18.17
http://alamosquadron.com/modelfiesta.html	
Showdown 2017, Farmers Branch, Texas	3.04.17
http://www.themcma.net/Club_Contests.php	
RiverCon VI, Bossier City, Louisiana	3.11.17
http://www.ipmsredrivermodelers.org/	
KCCON 2017, Kansas City, Kansas	3.11.17
http://www.ipmsgreatplains.org/KCCon2017.aspx	

Local Club Meetings

Alamo Squadron, San Antonio, Texas	3.02.17
http://alamosquadron.com/meetings.html	
Austin Armor Builders Society, Austin, Texas	3.01.17
http://www.austinarmorbuilders.com	
Austin Model Cars, King's Hobby Shop, Austin, Texas	3.02.17
Centex Scale Modelers, Killeen, Texas	2.16.17
www.ctsms.org	
Hill Country Outlaws, King's Hobby Shop, Austin, Texas	3.11.17
Lone Star Military Miniatures Society, San Marcos, Texas .	3.11.17
https://www.facebook.com/events/513518988858565/	

Other Events

Build N' Bull Day, King's Hobby Shop, Austin, Texas	2.18.17
ASMS Bi-Monthly Model Contest, Austin, Texas	2.16.17

IPMS/USA Support the Troops Initiative

The IPMS/USA initiative was established to provide model kits, supplies and reference materials to our servicemen and women serving in combat zones, recovering in hospitals, and rehabilitating in specialized facilities.

The program is expanding into other areas as well. Some local programs take place in USO facilities, some are centered around active duty personnel and are scattered across the country.

The IPMS/USA Support The Troops program is still going full-tilt. The national program director is Jon Emery. Jon is accepting any and all contributions and is sharing them with all of the active programs around the country.

www.models4troops@gmail.com

ASMS Officers & Chairpersons

Randy Bumgardner, President
president@austinsms.org
Aaron Smischney, Vice-President
vicepresident@austinsms.org
Eric Choy, Finance Minister
treasurer@austinsms.org
Mike Lamm, Secretary
secretary@austinsms.org
Ben Morton, Newsletter Editor
editor@austinsms.org
Bonnie Chilton, Assistant Editor
 Extraordinaire
Ian Latham, Show Coordinator
showcoordinator@austinsms.org
Mike 'Hollywood' Gilsbach, Webmaster
webmaster@austinsms.org
Jeff Forster, IPMS/USA Coordinator
chaptercontact@austinsms.org
Chris Chany, Rumpus and Hokum
 Abatement Director, Lifestyle
 Coordinator, and Master of Ceremonies

Peanut Brittle

Randy Bumgardner

Hello and welcome to February.

It's the last full month of winter, unless, however, you are in Texas. As I write this, it's 80 degrees outside and Spring has a head start this year. It's also the month containing Valentine's Day, where buying a gift of a model for your significant other is a strict non-starter.

This month, we at ASMS begin our not-so-quarterly contests. This month we will hold one of our rare open contests. That's right, you can bring anything finished and enter it! I hope to see lots of models on the tables – both complete and in-progress. Rumor has it that even I will be bringing some stuff along. Go figure.

Speaking of contests, we also begin the show season here in Central Texas. Leading off, we'll be in San Antonio for ModelFiesta 36 on the 18th. This is always a good show with lots of vendors and lots of models on the tables. The theme for this year is "Everything is Bigger in Texas!" So, break out those big kits and get 'em done. Let's have a strong ASMS showing, and don't forget to help with judging. Details for the show are on the Alamo Squadron (<http://alamosquadron.com/modelfiesta.html>) or the flyers I'll bring to the meeting. The flyers are also available at King's.

Just another reminder that dues are still due. Everyone has until March 1st to get the discounted rates of \$20.00 for a single and \$25.00 for a family. After March 1st, the rates go up \$5.00 to \$25.00/single and \$30.00/family. In addition, once you pay your dues I'll give you your membership discount card for King's Hobby Shop. If I forget, corner me and I'll fill one out for you.

That's it for this month, so go build something! Then, write it up for the newsletter!

Randy



Fiddly Bits

Frank Seibert

"Meet the new boss, same as the old boss." <https://www.youtube.com/watch?v=SHhrZgojY1Q> Officer elections were held at the January meeting of ASMS and the former members of the executive board are the new members of the executive board. Randy Bumgardner (president), Aaron Smischney (vice-president), Eric Choy (finance minister), and Mike Lamm (secretary) were all re-elected for another two year term.

As vice-president, Aaron is in charge of programs for our monthly meetings. Those programs range from presentations of a modeling technique to guest speakers coming in for a chat. Aaron is going to continue the newsletter contest in a slightly different format. Anyone who gives a presentation, acquires a guest speaker, or otherwise provides a program at our monthly ASMS club meetings will have their name thrown into a hat. At the conclusion of the year, one name will be drawn from said hat and that individual will have their ASMS club dues paid for by Aaron. Sign-up early and often. And no, you can't do the same presentation over and over.

Selections were made at the January meeting for those that are participating in the Procrastinator Contest in June (maybe). You know who you are. Hang on to the list that you provided with your selection. We don't want any shenanigans *this* year.

Frank




Motor racing was suspended during World War I as the facility was requisitioned by the War Office and used for aviation needs. Motor racing resumed in 1920 after extensive track repairs.

The first British Grand Prix was held at Brooklands in 1926. Motor racing and cycle racing, starting in 1930, continued until the outbreak of World War II in 1939, at which time the site was devoted to military aircraft production.



Aviation activities at Brooklands began in 1908 with A. V. Roe carrying out the first taxi and towed flight trials of a British built, full-sized powered aircraft with a British pilot. However, the first official powered-flight at Brooklands was made by Louis Paulhan in his Farman biplane (both French) on October 29, 1909.

In the summer of 1910, Britain's first flying school (owned by Hilda Hewlett and Gustave Blondeau) opened at Brooklands. Both Roe and the Bristol Aeroplane Company also established flying schools there in 1910 with Vickers and Thomas Sopwith establishing flying schools there in 1912.



During World War I, Vickers Aviation set up a factory at Brooklands and the location became a major center for the building, testing, and supply of military aircraft. Flying training was conducted by a Military Training School and several Royal Flying Corps squadrons Numbers: 1, 2 [Reserve], 8, 9, 10, and 23 [Reserve] were based there briefly.

Guglielmo Marconi also conducted wireless communications trials at Brooklands, and achieved the world's first successful air-to-ground voice message transmitted and received over Brooklands in 1915.

In 1917, three Belfast-truss general service sheds (hangars) were constructed for assembly and testing of large numbers of new aeroplanes by an Aircraft Acceptance Park (No.10 AAP). This facility closed in 1920.



In 1931, Brooklands Aviation Ltd was formed to operate the airfield as well as the Brooklands School of Flying and the Brooklands Aero Clubhouse that was opened in 1932. The first flight of the Hawker Hurricane occurred at Brooklands on November 6, 1935. During World War II the site was used for military aircraft production again, in particular the Vickers Wellington, Warwick, and the Hawker Hurricane.

Despite extensive camouflaging and tree planting the Vickers factory was extensively damaged by Luftwaffe bombs on September 4, 1940 and the Hawker factory was slightly damaged by bombs on September 6, 1940. This led to dispersal of the Vickers-Armstrong Design Department (including chief designer Rex Pierson and Barnes Wallis as well as several hundred staff).



Following World War II, Brooklands was sold to Vickers-Armstrongs (in 1946) for continued aircraft production including the Vickers Viking, Valetta, Viscount, Vanguard, and VC-10. The facility became known more familiarly as Vickers-Armstrong Weybridge. The prototype Vickers Valiants were also built here.

In 1960, Vickers became part of the British Aircraft Corporation (BAC) responsible for the design and construction of the BAC 111 (with production later transferred to Hurn) and TSR-2 as well as major assemblies for Concorde. However, lack of orders and cancellation of the TSR-2 resulted in factory contraction starting in the early 1970's. BAC became part of British Aerospace in 1977 and the factory closed in 1988-89.

In 2004, the majority of the old airfield was sold. Buyers included DaimlerChrysler and Mercedes-Benz who have developed vehicle test-tracks, an off-road circuit, an extensive showroom, and a conference center. Numerous other retail establishments are also present.


The present day museum area consists of an area of the northeast portion of the old circuit and includes the Member's Banking (the steepest part of the banking), the 1907 Finishing Straight, the 1907 Brooklands Automobile Racing Club Clubhouse, Members Hill Restaurant buildings, the 1909 Test Hill, the 1911 Flight Ticket Office, and a 1940 Bellman aircraft hangar. It also includes a more recent wind tunnel.

Click the link for an interactive map of Brooklands Museum.


<https://www.brooklandsmuseum.com/interactive-map>

Cars and Motorcycles: The museum includes large displays of antique cars and motorcycles, with one large building dedicated to Grand Prix cars.

One of the many displayed, in Summer 2016, included a 1912 Lorraine Dietrich 15-litre GP "Vieux Charles III." Believed to be sole survivor of four cars built for the 1912 Dieppe Grand Prix. It was brought to Brooklands later, in 1912.



Aston Martin is well represented with cars dating from 1923. Among them is the Halford Special: a rebuilt short-chassis Aston Martin with an aero engine design. Raced at Brooklands in both 1925 and 1926, it came in 4th in 1927 at the French Grand Prix. The car was broken up circa 1930, but later, with parts tracked down, it was rebuilt. It is presently still used for races, hill climbs, and sprint events.



Also on display was the 1923 Aston Martin Special "Razorblade," a single-seater, 1500 cc, 16-valve engine, with body built by De Havilland Aircraft Company. The radiator was fitted with driver-operated horizontal shutters to adjust water temperature.



The late 1950s and early sixties are well represented. Among these is the 1959 Cooper T51, 2.5-litre, 4-cylinder, rear-mounted engine, built for Formula 1 and Formula 2 races. This was the first rear-engine car to win a World Formula 1 Championship (Jack Brabham 1959).]

There are a number of other cars and motorcycles on display running the gamut from 1900 to the 1960's. Many of these early, historic cars are representative of the automobile industry and include everything from a 1900 Peugeot to a 1926 1.5-litre, straight-8, Delage that won the 1927 Grand Prix.



The collection of motorcycles is significant with early marks of Singer, Norton, and Triumph bikes on hand. Among them is the Brough Superior 11.50 motorcycle with sidecar.



There are several pre-WWII workshop replicas at the museum, although many were not open at the time of my visit. There were a number of cars parked outside them, including a 1930 MG12-12 'boat-tail', a 1955 MG-TF1500, and 1953 MG-TD.



London Bus Museum: The site is also home to the London Bus Museum, with over 35 displays of buses used in London and the surrounding areas. This new facility, largely funded by a grant from the National Lottery, was opened in 2011. The Brooklands Museum is unique in that many of their collection are running examples, often used during motorsport festivals.



The earliest buses, horse-drawn, date to the late 1800s. Another early bus is a 1922 Thomas Tilling Tilling-Stevens TS3A petrol-electric (hybrid-engine), double-decker. This bus had a petrol engine that charged an electric motor which drove the rear wheels without need of a gear-box.



If you have an interest in buses, this area of the Brooklands Museum will give you able reason to visit.

Not only is there a vast assortment of double and single decker buses from different eras (1924-1962), the Brooklands Museum has a number of associated service vehicles, such as a breakdown tender, canteen truck, service van and an ambulance.



Aviation: The aviation side of the museum is presently undergoing re-development, again with the help of a large grant from the National Lottery. The Bellman hangar is being dismantled and moved to a new location and a new Flight Shed exhibition building was being constructed in July of 2016.

Among the aircraft present during my 2016 visit was an Avro 504K replica, BAPC 177. The Avro 504K was portrayed as an aircraft from the 1928 Brooklands School of Flying. The aircraft was built as a taxi-able prop for the 1976 film *Aces High*.



There is a sizable presence at the museum from BAC with one of the highlights being a BAC Concord. The example present was built in 1973 as a test aircraft. There is an extensive exhibit around the Concord that includes an interactive Concord flight simulator.

A Hawker Hurricane IIa at the museum is an ex-Royal Air Force that was built in 1940 at Kingston Thames with its first flight at either Brooklands or Langley.

This aircraft served with five RAF squadrons including American Volunteer 71 Eagle Squadron in 1941.

The Hurricane was shipped to Murmansk, via convoy PQ16, sailing on May 21, 1942. The 767 Regiment of the Red Air Force (Russian) operated the plane until it was shot down. That air battle involved two other Hurricanes in an engagement with two Bf.109F and five Bf.110 in a remote area near Murmansk on June 20, 1942.

The aircraft was recovered and taken to St. Petersburg in 1996. It was returned to Brooklands in 1997 and has been under restoration (re-construction) since. It is hoped to have the Merlin engine ready for ground running in the near future.



As Brooklands was once home to the Vickers Aircraft Company they are well represented with a Vickers Wellington Mk.1A. It was originally built at Brooklands and first flown from there on November 16, 1939. Subsequently it was delivered to 149 Squadron at RAF Mildenhall coded as OJ-R and took part in operations over Germany. The aircraft was transferred to 37 Sq. in 1940 flying from RAF Feltwell in October 1940 and later transferred to 20 OUT (Operational Training Unit).



It ditched in Loch Ness on Dec 31, 1940 during a training mission. Six crew parachuted, with only five surviving. The pilot and co-pilot ditched the aircraft and survived. The aircraft was located in 1978 and identified in 1979. It was eventually raised on September 21, 1985 and returned to Brooklands six days later for restoration to its present condition.



Another Vickers product on display is a Vickers Vimy. This is a replica built in 1994 by John La Noue in California to commemorate three 1919-1920 long distance flights of the aircraft. In 1994, the aircraft flew to Australia. In 1999, it flew to South Africa. Finally in 2005 it re-enacted the Alcock & Browns trans-Atlantic flight.

https://en.wikipedia.org/wiki/Transatlantic_flight_of_Alcock_and_Brown

The Brooklands Museum houses and displays a great collection of historic and significant aircraft, cars, motorcycles, and buses at a historic and significant site.

With Motorsport festivals throughout the year, a 4D Theatre (similar to an interactive ride at Universe Studios), Concorde Days celebrations of weddings and private functions Brooklands Museum has enough to entertain for the entire day.

In my 2016 visit, I managed to walk through (and photograph) the major part of the car and motorcycle exhibit, ride the Concorde(e), and photograph the aircraft in the outdoor park, walk through the bus exhibit (very quickly), and walk quickly through the aircraft hangar, taking only a couple of photos. There are engines, weapons, bicycles displays, an historic motor racing clubhouse, café/restaurant, and, with the opening of the new aviation facilities, even more things to do.

For those so inclined there is also shopping to be had with items ranging from books and DVD's to clothing, with die-cast and plastic models also being available. You can even get a hat!


Dennis



[Editor's Note: Dennis has posted additional photos (a lot) of his trip to Brooklands Museum on his Facebook page.

<https://www.facebook.com/search/top/?q=g.r.%20dennis%20price%20-%20aviation%20photographer>

[Black and white photos courtesy of Wikipedia. All color photos courtesy of G.R. Dennis Price.]



The convention website for the 2017 IPMS/USA National Convention in Omaha, Nebraska is "on the air."

<http://www.ipmsusa2017.com/>

Web At Night: Rewind compiled by Jean-Michel D'Aubigne

Since the McDonald Douglas F-4 was officially retired from the United States inventory in December 2016 with a final flight, Phantom Phans have been dealing with withdrawal issues.

To aid and assist those with moving on to the acceptance stage, here is a brief respite from your woes. This video of Japanese F-4 EJ Phantoms in service was sent in by El Presidente, Randy Bumgardner.

<https://vimeo.com/199142621>

Mike Lamm has re-surfaced and, with a passion for our humble publication, sent in a video presentation of *Fight for the Sky*.

This short film was commissioned by the Army Air Forces in 1944. It was meant to give the folks back home a glimpse into the air war over Europe.

There are segments of the film highlighting activities in and around the aerodrome, mission briefings, and preparation. The bulk of the film is gun camera footage of actual combat over Europe. There is a closing section honoring the fallen aces of the Eighth Air Force fighter command.

<https://www.youtube.com/watch?v=idfMaeAk9z4>

Randy Bumgardner, who is supposed to be working during the day, came across this next item. But in his defense, it is vital that you take the occasional break. Time to "think about your troubles, pour yourself a cup of tea, and think about the bubbles. Stuff like that.

Anyway, this is from SciFantasy. SciFantasy is an online community of, you guessed it, science fiction and fantasy modelers. There are some excellent photos of completed works as well as a couple of articles on Science Fiction art. There is also an article on painting technique's for Gundam models. It is well worth checking out.

But the focus today is on an article for a 1/24th scale X-Wing Fighter from the Star Wars universe.

<http://scifantasy.com/2016/12/26/124-studio-scale-x-wing-fighter/>

Milton Bell sent in a link to a CGI animation film last month. It would appear as though he has embraced the medium, as this month, we have another. This time it involves a group of Japanese Zeros taking on some Grumman Wildcats during the Battle of Guadalcanal.

Among the Japanese pilots is Sakai Saburo, one of Japan's top aces, and an American pilot named James "Pug" Southerland.

Milton notes that there is a CGI documentary entitled *The Battle of Santa Cruz Islands* accompanying this video that is worth watching as well. The Battle of Santa Cruz Islands (27:44), also known as the Battle of the South Pacific, was one of the decisive carrier-battles of the Pacific War.

https://www.youtube.com/watch?v=BOKYArek2zA&feature=em_subs_digest-vreca

The next interlude has nothing to do with modeling but it should put a smile on your face. The music is Justin Timberlake's *Can't Stop The Feelin'*, the dance moves are by everybody. Be sure and stay tuned for the Stormtroopers.

As a bonus, award yourself one point for each film you can identify in the montage sequence.

<https://www.youtube.com/watch?v=dptqCpxAIGE>

Several club members have been adding a few bits and bobs (fencing, buildings, etc.) to their armor dioramas of late. Some of those extra bits are from Reality In Scale.

The idea for Reality in Scale began in 2006. The company felt that existing diorama products sometimes were of poor quality and lacked originality. Also, the absence of small, fiddly bits needed to finish a kit was a common source of annoyance (you're supposed to supply your own piece of plastic rod, tubing or wire, to name a few). Check out their website to see how they have resolved that dilemma.

http://www.realityinscale.com/epages/61537336.sf/en_US/?ObjectPath=/Shops/61537336/Categories

Jean-Michel



Model O' The Year by Roy Lothbrok

The Model O' The Year award is the Austin Scale Modeler's Society's way of honoring the best of the best. Each month ASMS holds an informal model contest at each monthly club meeting. These are sometimes themed events with prize money and such. Nevertheless, the best model at Show-N-Tell wins Model O' The Month honors as voted upon by members. At the conclusion of the year, those monthly winners return for an encore. From these Model O' The Month winners, the Model O' The Year is selected. Not only does the winning modeler win a handsome trophy, but also bragging rights for the coming year. Be sure and finish a model, bring it to a club meeting, and join the august group of Model O' the Month winners for an opportunity to win Model O' the Year.

Roy



Ian Candler reappeared with his Very British Aerosan. Seems Ian is a bit phobic about modeling commie stuff so he re-imagined the Aerosan as a British Long Range Desert Patrol vehicle.



Ron McCracken brought back his 1/72nd scale Minicraft kit of a Lockheed RB-34. The model began life as a PV-1 and is adorned with custom decals and a vacu-formed canopy from Squadron.

Wait a minute! Ron won the Model O' The Month contests in February with his C-111...
somebody is trying to pull a fast one.





Rick Herrington won three times last year with a T-55 AMV, a Chieftain Mk II, both Takom kits, and a Kinetic Models Oshkosh (By gosh!) MRAP. All are 1/35th scale. He notes that if you're looking for a quick and easy build, the MRAP ain't it!



Dude! Is that a squirrel?



Model O' The Year



Ian Latham had two entries for Model o' the Year. A 1/72nd scale Ju-88 Mistel from AM Tech and a 1/48th scale Westlynn Wyvern from Trumpeter. The Wyvern features an operable, counter-rotating prop which Ian demonstrated. I believe that is what put his model over the top and garnered him **Model O' The Year**.
 Congratulations!

Do White Elephants Float by Mike Lamm

Although I missed the club's 2015 Christmas party, I had a proxy bring a gift to the exchange, so I could participate in everyone's favorite club contest, the White Elephant Gift Exchange.

Legend has it that the "White Elephant" concept goes back to ancient Siam. The ruler would present a rare albino rhinoceros to any court visitor who displeased him. The presentation of such a rare gift would be seen as a fantastic offering; however, the king knew the upkeep of such an extravagant gift would cause financial ruin for the person receiving the gift. In today's terms, one might call that the "long con."

Over the years, our club's White Elephant exchanges have slowly, but not entirely, moved away from presenting the recipient with an extraordinary model that may, or may not ruin the builder financially, mentally, and/or emotionally.

Still, one or more of those life-altering model kits makes its way into the exchange every year. My gift from the 2015 exchange, which was eventually given to me at the June 2016 meeting, was Academy's 1/350th scale Type IX B German Navy U-boat.

Would it alter my life, psyche, or finances? That was yet to be seen.

Upon receiving my gift, I wasn't exactly sure of what to make of it. I've built one submarine model before, but that was a while ago, and definitely not one at 1/350th scale. The box felt heavier than a normal kit, and when I opened it up, I found out why.

The kit can be built as a static model, or a "motorized diving submarine." Diving submarine? The choice was clear. However, I failed to notice that the box didn't mention anything about a "surfacing" submarine.


Construction seemed relatively simple with just a few plastic parts, some weights, some rubber bands, a motor, some wires, metal brackets, rubber seal, and Screws. You know, just a regular kit. It also included two small tubes of this:



My Korean is not very good, but after reviewing the instructions, I presumed it was grease for the drive shaft and motor. At least, that's where I ended up using it.



The motor fits into a small compartment just ahead of the prop, which is connected via a drive shaft. The wiring is then fitted into the battery compartment and the engine compartment is sealed shut.



Sealing up the engine room made me very nervous. I was worried that one of the wires might come loose, or the drive shaft would fall out of the motor and I'd have to do some serious damage to get back in there to fix the issue.

To make sure things were working along the way, I hooked up a battery during and after every step to make sure the motor was still working. Surprisingly, my electrical work seemed to hold up the whole time.



The mechanics of the diving submarine is tied to one of the masts on the conning tower. The kit has you connect a long metal shaft from the mast to a hook above the rear dive-plane. The mast has a paddle-like device that, when submerged, will move backward and cause the dive-plane to move into a position that will surface the boat. This seemed very simple, almost too simple.



The boat's power plant consisted of three C batteries. Yes, three! It seemed like a little bit of overkill, both in power, and in weight, but I followed the instructions and added my batteries.



I thought maybe the engineers were planning to counteract the weight of the model with the heavy motor, three C batteries, and ten ounces of weighted ballast along the keel with speed. It seemed to work on some airplane designs for creating lift, so maybe water dynamics would work in a similar fashion.




Still, I was planning on her maiden voyage happening in a neighbor's pool. In case the submarine handled the diving aspect okay, but not the surfacing portion, I wanted to make sure retrieval would be a little easier.

Unfortunately, my neighbor with the pool was out of town on the day we planned on launching it, so we took it to one of the water hazards at our local golf course. We chose the day after Christmas.

My preliminary "float" test did not look too promising. The excessive weight at the aft of the boat caused it to sink right to the bottom. No air bubbles came out as it sunk, meaning water didn't fill the engine compartment, which I considered a positive sign for my construction, at least.



We'd come this far, so the sea trial had to be completed. Again, hoping that speed would overcome displacement, I cranked on the motor and sent U-124 on her maiden voyage. It turned out I combined the maiden voyage and final voyage into one trip.



Luckily, it went down within arms' reach of the shore. Apparently, the speed did help it a little, because it took off like a rocket, and sank like a rock powered by three C batteries.

The impact with the bottom was hard enough to jolt the drive shaft loose. There would not be a second voyage without some serious destruction and re-construction to the engine room.

Do White Elephants float? I've heard that all mammals can swim, so I'd say yes. However, as far as White Elephant gifts go, your results may vary.

Mike





Bi-Monthly Model Contests

Moving forward, ASMS will hold six bi-monthly contests in 2017. The new, improved contest schedule will begin in February 2017.

The schedule/themes for the 2017 bi-monthly contests are as follows:

February 15



Open Contest

April 20




Pat Rourke Contest

June 15 (maybe)



Procrastinator's Contest

August 16



Gundam/Macross Contest

October 19



Bondo Special

December 21



White Elephant

A special thanks to King's Hobby Shop for their continuing support of our club.

Support Your Local Hobby Shop



<http://www.kingshobbyshop.com/>



<http://www.hillcountryhobby.com/index.html>



<http://www.hobbytown.com/>



KEEP CALM AND PAY YOUR DUES

Nose Art by Rick Cotton

I remember, as a young boy, strolling the aisles of Grant's Model Shop in lovely downtown Pasadena, Texas back in the early 1970's. I was looking for something to spend my three dollars on. Hmmm, so many choices, so little money.

There were Monogram SBD's, Zeros, TBFs, and Wildcats galore. But my nine-year-old eyes settled on the Curtiss P-40. The Flying Tiger P-40, replete with big, red mouth and shiny, white shark's teeth. If ever a plane and a set of markings were made for each other, this is the one. I yanked the box off the shelf, plunked my allowance down, and happily went off on my bike with my new possession.



I love nose art and big, flashy paint schemes. To yours truly, there is nothing more boring than a gray airplane, with the possible exception of several gray airplanes, or a gray airplane with several grays on it. Snooze. If I want gray, I'll just look in a mirror.

Remember when the aftermarket decals first started coming out and you could get other markings. It was a whole new world! There before my adoring twelve year-old eyes were cartoon characters and gobs of kill marks and...oh, my! Something else...girls!

Girls who were...uh...big. In outfits that were small. Or partly missing. Or, just missing.

Yes, nose art was suddenly, very, very important to me and the subject of much deliberation. ("Hmm. The hot blonde or the hot brunette?"). I'm truly surprised that my mother never caught on. Dad sure did!

Some historian somewhere (this is what we writers say when we are too lazy to actually do research) once pointed out that you could tell a lot about the two sides

who were the main antagonists in WWII by the art on their airplanes.

The Germans had lots of geometric symbols, Death Heads, Teutonic knights, demons with pitchforks, and so on. We had Mickey Mouse, Goofy, Donald Duck, and hooters.



The Nazis were out to conquer the world...we were out to get it over with, and get back home for....uh...reunion with our loved ones and Hollywood. Tells a lot, doesn't it?

Funny, the Brits had very little nose art. Were they just bored with the whole thing? Or, were they just red-faced embarrassed when a P-51 with a 44DD (6 and 7/8ths, if measured with a Stetson) nose art happened to taxi by? They must have thought we were a bunch of passion-crazed, hot rodders. Maybe we were. Sometimes it can be a bit much even for us jaded yanks.

In fact, some time back, there was a movement to actually sanitize and censor the nose art at model contests. There was much e-mailing posturing, and complaining about there being too much of that sort of thing going on and we should "clean up" our nose art act. Fortunately, cooler heads eventually prevailed, and the furor finally died down.



Nose art says a lot about the crew flying the bird, about the guys commanding that crew from the ground, and about the modeler and his choices.

I love nose art. I will flat say it, loud and proud. I like girls, too. In fact, I prefer them to models. I'm neither as stupid nor as old as I look. But it's art, my friend.

If you like gray airplanes...do gray airplanes. If you like invasion stripes...stripe away! If you like airplanes with huge, bulging bomb racks? Load 'em up! Do what you want.

Rick



Post Script: Oberleutnant Schmitt was just about to squeeze the firing button on the control stick, when the P-51 suddenly rolled hard, presenting a full-on view of Betty Grable, skillfully applied in glorious color by a technical sergeant, on the port side of the nose. Schmitt saw it, hesitated, staring at the Hollywood bombshell.

Minutes later, as he floated earthward beneath a dirty, yellow parachute, his 109 spiraling down in smoke beneath him, Schmitt muttered to himself in disgust.....how would he explain to his comrades that he had been shot down by the woman with "the million-dollar legs"?



Fred's Fun Facts February 16

On this day in 1874, the Silver Dollar becomes legal tender in the United States.

The first airplane flight between Los Angeles and San Francisco takes place in 1914.

In 1923 Howard Carter unseals the burial chamber of Pharaoh Tutankhamun.

<http://www.nbc.com/saturday-night-live/video/king-tut/n8663?snl=1>

The first computer bulletin board is created in Chicago on this date in 1978. Shortly thereafter, work on SKYNET begins. (That part is made up.)

The United States Army de-commissions the last Mobile Army Surgical Hospital in 2006.



[Suggested by Fred Horky, Information by Wikipedia]



[Courtesy of Keith Townsend.
He got it from his mother's brother's sister's cousin.
If you get that reference, give yourself an extra point.]

Website Update by Mike Gilsbach ASMS Chapter Webmaster

Have you visited the ASMS web site recently?

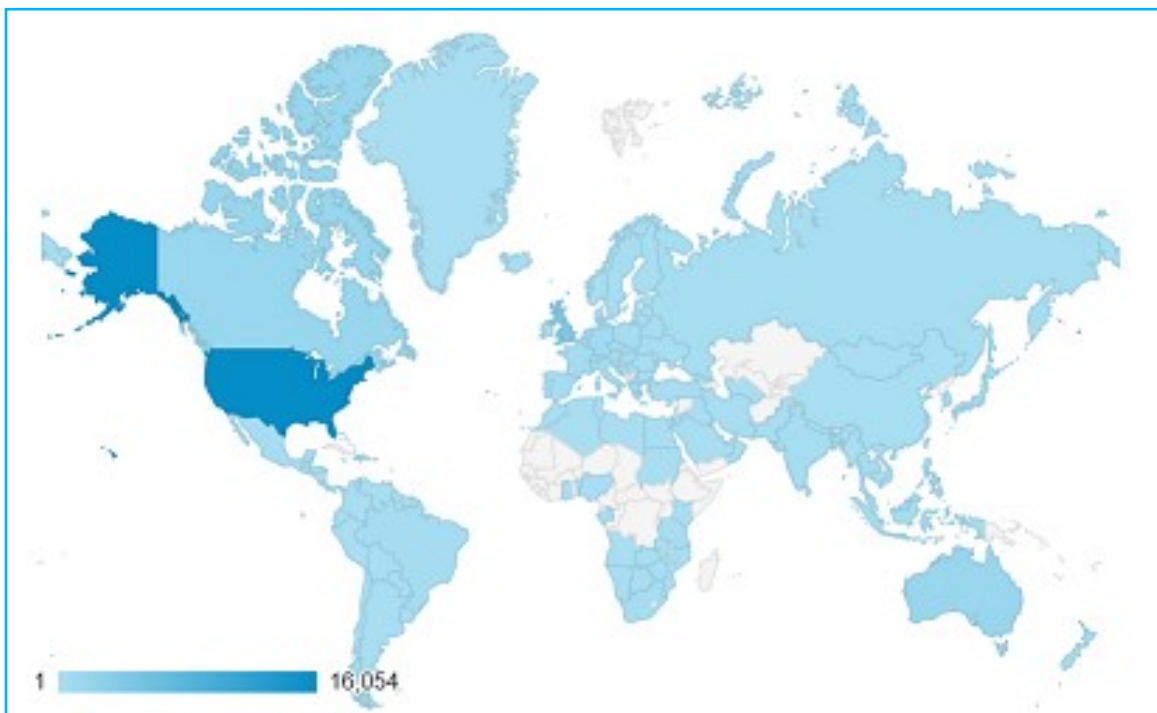
You can find it at <http://www.austinsms.org> and we have lots of content for your reading and viewing pleasure:

- 39 online articles/tutorials/kit reviews
- Over 200 ASMS newsletters from 2001 – 2017
- 13 years of ASMS contest winners and photos
- Over 8,500 photos from ASMS modelers
- A built in search page that uses the Google Search API to help you find what you are most interested in.

Also, be sure to check out our Facebook page at <https://www.facebook.com/groups/73766449568/> where we have 192 members (and growing) from all over the world posting all sorts of articles, tips, contest photos and other modeling randomness.

The five most trafficked pages on our site in 2016 were:

- Rick Herrington's excellent ship building tutorial: <http://www.austinsms.org/How-to-build-a-model-ship.php>
- Our home page: <http://www.austinsms.org/index.htm>
- John Seaman's insanely popular article on rigging biplanes: http://www.austinsms.org/article_seaman.php This article has been one of the most trafficked pages on our site since 2010!
- Bob King's Alclad article: <http://www.austinsms.org/Alclad-Lacquer-Metal-Finishes.php>
- The Articles page: <http://www.austinsms.org/articles.php>



Some Statistics for 2016: The ASMS website had over 33,000 visitors from 140 different countries in 2016. The top five countries were the United States, the UK, Canada, Australia, and Germany. The shaded countries in the map above are ones from which we have had visitors. The bulk of the US visits were from Texas, followed by California, Illinois, and New York but we had visitors from all 50 states.

As always, if you have any suggestions for ways to improve the site, please let me know. I am always looking for tips to add to the Tips page and we always want more photos, because 8,500 just isn't enough!

We want more!

Mike



Model O' The Month by Roy Lothbrok

The January meeting of ASMS was a busy one with officer elections, Model O' The Year selection, the show report, and the odd quibble during the business portion. In addition to that, there were awards bestowed for Member O' The Year (Rick Herrington) and Most Prolific Modeler (Bob Bethea). Bob presented twenty-nine finished models during show-n-tell this past year. We need to get him out more. Congratulations, to them both!





Rick Herrington had two finished tanks on display. A T-80V from ModelCollect in 1/72nd scale and a *dirty swede* CV 9035 from HobbyBoss in 1/35th scale. The T-80V is finished with oils, AK washes and MiG pigments. The tank commander of the Swedish vehicle has a Hornet head. The parasol commander hatch was re-worked to show it in an open position.

It should be noted that Rick won **Member O' The Year** for his efforts in promoting our club and our hobby. Congratulations, Rick!



Spencer LeBlanc has definitely gone over to the *dark side*. He is now doing battle armies, this one from Games Workshop. The Sisters of Battle are in 1/48th scale.





Bob Bethea had a few items on display. The bust of *The Thief* is from FeR Miniatures in 1/10th scale. The Mark I (female) tank is by Master Box Models and is in 1/72nd scale. The groundwork was all scratch built with stanchions and barbed wire. There is a complete interior under that grenade screen, allegedly.

Also in 1/72nd scale is a Revell King Tiger with some added photo-etch screens. The Panther A is a Dragon kit (1/72nd) with their figures. The buildings are from Reality in Scale. The 28mm Dwarf King is from Scale 75.

Bob won **Most Prolific Modeler** for 2016 with twenty-nine finished models. The next closest modeler had a measly seventeen. Congratulations, Bob!



Ian Candler has embraced a Western theme with a couple of figures. The first is in 1/32nd scale from Andrea Miniatures of Jack Wilson (Jack Palance) from the movie *Shane*. The other, also from Andrea Miniatures, represents a Rough Rider.

The Gundam looking thing is a Gundam from Bandai. In 1/100th scale this is the GRAZE custom. Finally, the Willy's jeep is the Bronco kit in 1/35th scale.

The figures are a mash up of parts with heads from a paratrooper set by Hornet and resin fiddly bits from Black Dog.





Aaron Smischney had several works-in-progress for our amusement. Among these was an Academy 35T, an M4A3 (Dragon) with Japanese tankette, and Tamiya's M40. All are in 1/35th scale. To go along with them is a Finnish general in 54mm from ARA Miniatures. The lamppost looking thingy is actually a painting holder for the figure.

Ron McCracken's beautiful C-79 won **Model O' The Month** and for good reason! It's a 1/72nd scale Heller kit (one reason), The engine cowlings are from a DC-2 Special Hobby B-18A kit (reason two). The landing gear was soldered together from wire (third of three reasons). And the markings were masked and spray-painted (final reason). The C-79 was the only German Ju-52 taken into U.S. Service and was captured in the Panama Canal region at the outbreak of WWII.

Congratulations, Ron!



Model O' The Month

Roy



Old Rumors/ New Kits 2G


Aaron Smischney, Randy Bumgardner, Rick Herrington, Golzar Shahrzad

Shipping News

Here's the stuff.

Fujimi is the major manufacturer releasing kits this month. Thankfully, no further 1/200th releases have been announced.

Aoshima has revealed several new 1/700th scale kits. Among them are the HMS Victorious (British aircraft carrier). Also announced is the IJN Seaplane Tender Akitsushima. This waterline kit comes with two seaplanes and some photo etch. Steel Navy did a complete photo etch set for Japanese tender ships that may still be available.



Aoshima is adding to its Kantai collection with release number #34 of the IJN light cruiser Oyodo. This is one of the girls and warships series and includes a plastic anime figure. This is a waterline kit.

For modern warship fans, Aoshima is releasing the JMSDF Izumo. This is an ASW helicopter destroyer and *not* an aircraft carrier, as some allege. This is a full hull kit of the Japanese Navy's latest and greatest.



Rounding out the 1/700th releases from Aoshima is the IJN Aircraft Carrier Zuiho. This is also a full hull kit.

The sole 1/700th scale model from Fujimi is the IJN Battleship Kongo DR. This may be a scaled down version of their 1/350th scale release.



Fujimi has announced three new kits in 1/350th scale. The IJN Kagero class destroyer Yukikaze, the IJN Carrier Shokaku, and the IJN Battleship Haruna. The Haruna comes with wooden decks and photo etch.




For the submariner in you, choice abounds. First from Zvezda is a new-tooled kit of the Russian Borei-class ballistic missile submarine Vladimir Monomakh.



Second is the JMSDH Submarine SS-501 Soryu class diesel-electric attack sub from Pit Road.



The third and final entry is Miko Mir with the WWI British submarine HMS K-15. All of these submarine kits are in 1/350th scale.



That's it. Take a kit from your stash and build it or work on that procrastinator challenge kit. Whatever it is, get something built!



Rick

Aircraft

It's February, so welcome to our monthly aircraft missive. We have some surprising things to talk about as we enter the second month of the year.



By now, the Nuremburg Toy Show has reached a conclusion. At this show, model manufacturers reveal their plans for the upcoming year, generating both excitement and head scratching.

With that, let's get to it! Let's kick this off with everyone's favorite Great War kit maker, Wingnut Wings. Their 1/32 Camel kits are shipping and some

modelers are already receiving theirs. With six flavors to choose from, including a Duelist kit, with the now unavailable LVG C.VI, modelers have great choice in their Camel decisions.

However, that's not the big news. The big surprise occurred at Nuremburg on the first day of the show, when WnW unveiled their 2017 lineup of two new kits.




The first is the Jeannin Stahltaube 1914 in 1/32nd scale. This is the version of the Etrich Taube produced by Jeannin using a steel tube frame. Over its production life, 14 companies produced versions of Igo Etrich's invention.

The second surprise is the re-kitting of the Fokker-built Fokker D.VII. This version will be produced as the early version of this aircraft. There are rumors and speculation floating around about what's in the box. Most likely the majority of the sprues will be there with the differences contained in the photoetch parts. One person mentioned the rumor of a larger PE fret included in this kit. We'll see.



Up next, Sword will be releasing, and re-releasing, a couple of new kits in 1/72nd scale. In March, Sword will be releasing a 1/72 Kawasaki Ki-102b Otsu (Randy). This late war twin-engined interceptor will be boxed in three markings options that served the summer of 1945.

Their other release is actually a re-release of the 1/72nd Curtiss SO3C Seamew. Kitted with over 500 parts, this model is packed to the brim with plastic. You will get two schemes with all of the plastic. One is from the USS Denver in 1943 in blue gray over gray, while the other is the USS Biloxi in 1944 clad in the tri-color scheme.



Revell is back in the news with an upcoming release of a 1/32nd Spitfire Mk.IX in March of this year. Seen at Nuremburg this year, I haven't heard much about it. I'm sure that some of the parts are from their earlier Mk.I/II kits with new stuff to make a Mk.IX.




Revell also showed off a built test shot of their upcoming 1/32 P-51D, set for release in October. From the images, the kit looks nice.



HpH have announced a couple of big scale resin goodies. HpH have gone all "Great War" on us and are working on an Aviatik Berg D.I in 1/32nd scale.

Images posted on Facebook of the artwork for decals and box art look very nice.



In addition, they have also announced a 1/32nd Focke Wulf Ta 154 Moskito. That's an interesting choice, although perhaps not so much from the company that is producing a 1/48th North American XB-70 Valkyrie or a 1/32nd PBV-5A Catalina – both in full resin. They reveal in the interesting.

Italeri have announced a brand new Panavia Tornado GR.4 in 1/32nd scale. Rivaling the older, but still nice Revell releases, this kit serves a version that hasn't seen plastic yet.

The older Revell Tornados encompass the IDS and GR.1 versions. This kit is set to be released sometime this year.




Trumpeter - now there is a name that hasn't graced this column for a while - are set to release a 1/32nd MiG-29A 9.12. I'm not sure of the exact date of release. This aircraft has not been kitted in this scale since the old Revell kit from the last century.

The internet, being what it is, has already got it's red pen at the ready. Let's see how it stacks up to the Revell kit out of the box. Or course, Zacto-man has produced a fine set of upgrade parts for the Revell kit. Perhaps history will repeat itself?



Special Hobby surprised us all recently with the announcement of a 1/72nd Westland Whirlwind Mk.I. This kit is currently under production with no release date specified. Given the quality of Special Hobby's recent releases (the Tempest Mk.II and Mk.V leap to mind), this kit should be just as special. The test shots were on display at Nuremburg this year, and everyone is aflutter with the vapors.



Everyone's favorite Turkish model company, TanModel, has announced their intention to release a 1/32nd Su-33 Flanker-D. This is the navalized version of the aircraft with folding wings and stabilators.



The box art and CAD drawings are posted online, and the forums posts from TanModel mention that production is underway. The box art mentions the use of one-piece intake trunks.

That would be very nice as those huge intakes are very visible all the way to the engine faces. There are lots of CAD images and thoughts on the breakdown and design in the Large Scale Planes post.

<http://forum.largescaleplanes.com/index.php?showtopic=67029&page=1>

One thing (well two, actually) that caught my eye were a reference in one of the posts to a Buccaneer project and a potential F-111A/E underway this year. If true, that's awesome! Both will be 1/32nd scale, and both will be huge. Let's see what happens.

That's it for this month. But, for those of you who are curious, here are a few links to photo albums of images taken at Nuremburg this year.

Warning: There are some non-aircraft images mixed in, so viewer beware!

http://www.ipmsdeutschland.de/Ausstellungen/Nuernberg2017/Bilder_AT/Bilder_AT_1.htm

http://www.ipmsdeutschland.de/Ausstellungen/Nuernberg2017/Bilder_AE/Bilder_AE_1.htm

http://www.ipmsdeutschland.de/Ausstellungen/Nuernberg2017/Bilder_AW/Bilder_AW_1.htm

http://www.ipmsdeutschland.de/Ausstellungen/Nuernberg2017/Bilder_VH/Bilder_VH_1.htm

Now, stop ogling and start building! Until next month, have fun.

Randy



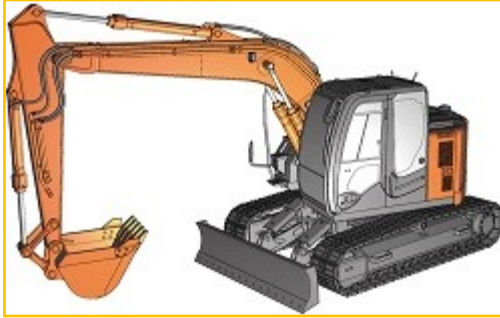
Miscellaneous

For diorama and photo-etch folding fans, we have a German airfield portable crane. This 1/72nd scale resin and PE kit is from Brengun. There is a 1/144th scale version as well. Aircraft not included.



Young children, mostly boys, tend to enjoy watching construction equipment in action.

Relive your misspent youth and satisfy your desire to model tanks and construction equipment, in one fell swoop. You can do so with Hasegawa's 1/35th scale injected molded kit of a Hitachi Construction Machinery excavator.



For anyone who still remembers 1975, Tamiya has re-tooled their 1/35th scale Samurai Warriors figure sets. There are eight figures in all with period clothing, hairstyles, weapons, and accessories. These figures are representative of the forty-seven Ronin from the *Tale of Chushingura*.



Soft skin modelers fret no longer. Roden is providing a 1/72nd scale Vauxhall D-type. This WWI era vehicle was used by the British, primarily as a staff car. Roden is also releasing a FWD Model B. The Four Wheel Drive Auto Company 1912 lorry was used during WWI. Although I do seem to recall a different expression for FWD.



If you are into heavy duty armor kits then UM has you covered. They have announced a 1/72nd scale Russian T-31 demolition tank. This was a Sherman with a 105mm main gun and the added feature of two 7.2" (180mm) rocket launchers mounted on either side of the turret. Nothing gets in your way now!



If that doesn't excite you, how about an FV-4005 from ACE? This 1/72nd scale kit features a 183mm main gun wedged to a Centurion hull. Built in 1951, this self-propelled gun had a fully enclosed, traversing turret.



ModelCollect has been releasing nicely detailed, small scale armor kits of late. They also have an aircraft line. One of the first to hit the shelves will be a 1/72nd scale B-1B Lancer. This is soon to be followed by a B-52 H/ G and a B-2B. These kits aren't going to be cheap, running in the neighborhood of a hundred bucks.

There is also some loose talk of a 1/72nd scale Landcruiser P1000 Ratte. Bear in mind that Takom kitted a 1/144th scale model of the same vehicle and that one is larger than most 1/35th scale armor kits.



For the underserved, unmanned aerial vehicle market, AvIS has a 1/72nd scale injected molded kit of the EADS Barracuda. This recon UAV is a joint venture between Germany and Spain. Big Brother *is* watching!



When I first saw this next item, a Samba T1, I thought, oh great, another VW micro bus with Peace, Love, and Woodstock stickers all over it. (Where's Mike Poole when you need him?) Turns out this 1/24th scale kit from Revell is of the newest sports car from Ferrari.

Italeri has re-issued their Savoia-Marchetti SM 79 Sparviero. This 1/72nd scale kit from 2003 has been updated with new decals. Italeri is also releasing a new kit of the Land Rover 109 Bomberos kit in 1/35th scale. This is the short wheel-based version of the venerable Land Rover.



For the "Redleg" in all of us is a German 75mm light infantry gun by Vision Models. This 1/35th scale model comes with two types of wheels and two servants (figures).



The crew members are in interesting poses. While certainly not a squirrel, there could be a scorpion in his boot.



Go build your model.

Golzar



Tanks A Lot


Greetings armor fans and hello armour curious!

Let's see what we have in store for armor fans. First up from Fine Molds we have a 1/35th scale Kurogane Japanese scout car.



For fans of soft skins this is welcome news. This attractive little beast was only available in 1/48th scale for the longest time. Now we are getting it in armor scale!

From the released pictures, it looks like we get an officer figure and a pretty complete drivetrain and interior. It looks like the doors may also be possible!




Also from Fine Molds is the re-release of some of their popular IJA armor. These are *great* kits and if the subject matter is at all appealing to you, they are worth picking up.

Fine Molds lives up to its name as they are some of the best engineered kits around. The re-released list include:

- IJA Tank Destroyer Type 3 Ho-Ni III
- IJA Type 97 Shinhoto Chi-Ha
- IJA Type 97 Chi-Ha



The old rubber band tracks have been replaced with link and length tracks. They also come with resin interior parts! This special re-release is limited to 500 kits of each tank, so snap them up if you want one or al, three!



I usually stick to plastic kits for my armor updates but I have to show off this neat resin kit coming from BattleGate Games.

A resin ski-doo snowmobile in 1/35th scale. This little beast is a must have for getting around in winter climates. If you can source a parka clad figure, it could be made into a nice civilian scene, maybe in a James Bond setting?



I can tell you that special forces have been seen training on these things in exercises with the Canadian military as well as both Norway and Sweden. They are, after all, the motorcycles of the north.

I did find it for sale on the manufacturers web site:

<http://www.battlegategames.com/index.php/ski-doo-mxz.html>

As of this writing it's marked down to \$27.00 from \$90.00! Get them while you can!

Until next time.

Aaron



It Figures

Greetings figure aficionados!

Let's jump right in with a new announcement from Soga Miniatures. A pile of power-napping panzergrenadiers!

This is a set of six figures taking a snooze in a Sd. Kfz. 251 half-track.



I especially like the Nazi with the blankie. No word if the figures can be purchased separately or can only be had as a set. The Russian web site is:

<http://soga-miniatures.ru.com/index.php?categoryID=653>

Next we have two new sets from Valkyrie Miniatures. The first is a female IDF crew for the Meng D9 bulldozer.



Figure set for Meng 1/35 D9R B



It looks like the perfect compliment, "Beauty and the Beast."

The other set from Valkyrie Miniatures is a French crew for Tiger Models VBL. They really give the French 4x4 a sense of scale. I'm tempted to build the car just for these figures.




Let's take a look at some busts from the Polish Company 2Dreamers. This is exciting! A bust of John Glenn.



I have their bust of Yuri Gagarin and it is wonderful. Their box-art can be a bit off IMO but the sculpts are superb. The kit also comes with photoetch versions of the mission patches which make a great plinth decoration.

I e-mailed the company about doing some American space men, so I feel obligated to buy this one. Hopefully we will see some more space men from them soon.

Also from 2Dreamers is a bust of Edgar Allen Poe with his famous ravens! This bust is from a different sculptor than the guy who does the space busts. It is not as crisp but it can be painted up into a nice bust of the famous poet.



This is the first in a new line from this company. I'm hoping for an H.P. Lovecraft bust.

How about some Samurai? Atelier Maket has two Samurai busts coming out. Both look pretty nifty. The sculpts look good but, once again, the box art is not doing these bust any favors.



The Samurai sure did like their hats, didn't they?

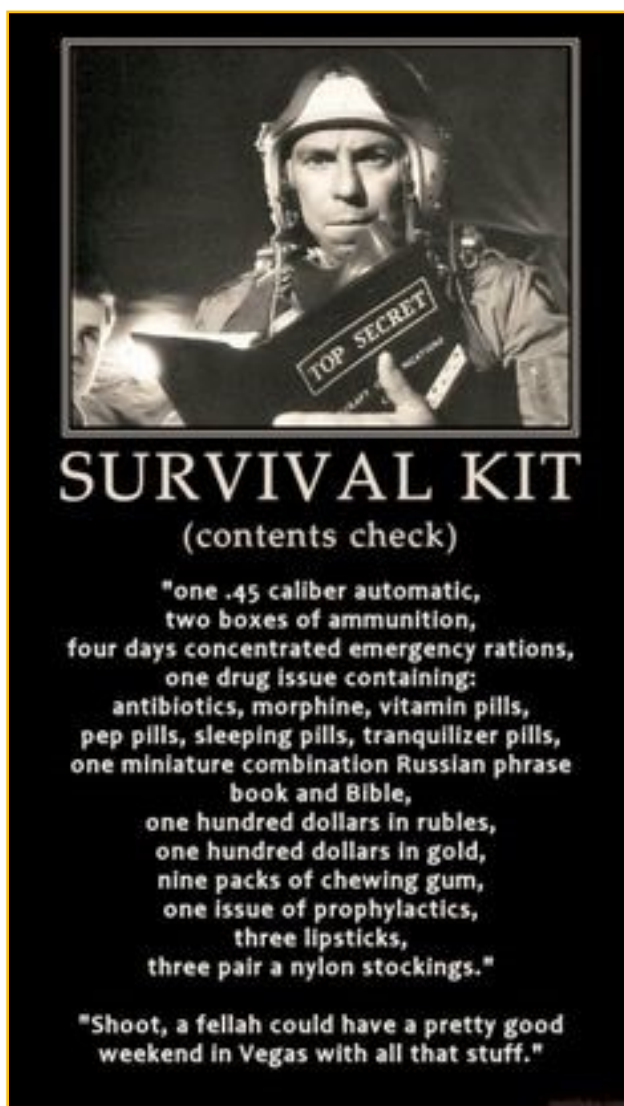
To wrap things up, here is a new sculpt from Terrible Kids Stuff: The Beast Man.



Terrible Kids Stuff makes some great stuff and I highly recommend them

Those are my highlights. Until next time!

Aaron



Courtesy of Centex Modelers website.



Join International Plastic Modeler's Society / USA

IPMS/USA is dedicated to the hobby (and fun) of Scale Modeling. It was started by Jim Sage, of Dallas, Texas, in 1964. There are now branches of IPMS all over the world. Our Local Regions and Chapters sponsor Model shows and contests every year, but you needn't be a member to visit the shows or attend the club meetings!

With IPMS/USA Membership, you will receive the outstanding IPMS/USA Journal six times a year - it includes features on all modeling subjects such as aircraft, armor, automotive, ships, figures - you name it! You will also find listings of IPMS contests, swap meets, hints and tips, and reviews.

Membership also qualifies you to participate in IPMS/USA sanctioned contests, and particularly in our World-famous National Convention, held each summer. As a member, you'll also be able to access our online Discussion Board, where a wide variety of modeling topics are discussed, and enjoy interaction with other serious modelers for help with questions about modeling techniques or the Society in general. Many Hobby Shops and Model Vendors around the USA offer discounts to IPMS/USA Members.

http://www.ipmsusa3.org/uploads/ipms_application_form_2016.pdf

Applications using payment via Check or Money Order should be printed and mailed to:
IPMS/USA
PO Box 56023
St. Petersburg, FL 33732-6023

For any questions or problems with your membership application/renewal, please contact the IPMS/USA Officer Manager at manager@ipmsusa.org



In the latest IPMS/USA Journal

- Quick Tip - Getting a Better Bond Between Photoetched Parts, by Len Pilfer
- IPMS/USA Business Meeting - August 6, 2016 Columbia, SC
- A Girl and Her Bike - Brightening up Nuts Planet's 1:20 GC-B1 Motorcycle and its Driver, by David Kimbrell
- Post-Apocalyptic War Wheels - A Spare-Parts Mashup of Speed Racer and Mad Max: Fury Road, by Ro Annis
- Scratch-built Scout - Creating a Marmon Harrington Mk. II Armored Car from Styrene, Plans and a Little Work, by Bill Powers
- Captured By Canucks - Takom's 1:35th Krupp 21cm Morser 10/16, by David A. Kimbrell
- Maple-Leaf Mustang - Turning Airfix's 1:72 P-51D into a Royal Canadian Air Force Mustang 4, by Jim Bates
- From a Styrene Sheet to the Fleet - Building a 1:72 scale vacuum-form Fairey Gannet AEW.3, by Joe Vattilana

contact us

**Austin Scale
Modelers Society
1228 W. San Antonio St.
San Marcos, Texas
78666**

on the web

www.austinsms.org



MODELFIESTA 36



February 18, 2017
San Antonio, Texas

<http://alamosquadron.com/modelfiesta.html>

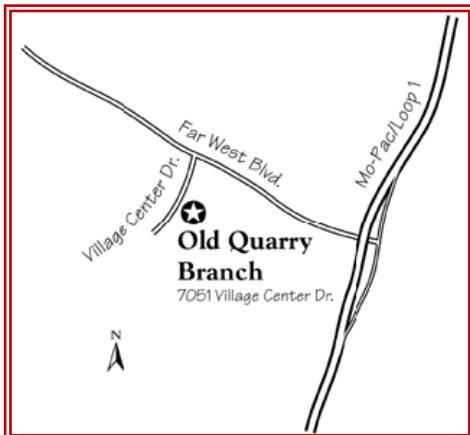


Theme: *Everything Is Bigger In Texas!*

Next Meeting:

February 16

**Austin Old Quarry Library
7051 Village Center Drive
Austin, Texas
7PM to 8:45PM**



ASMS Club Dues Are Due!

Annual ASMS club dues are \$25.00/individual or \$30.00/family.
There is a five dollar discount if you pay by March 1, 2017.
You may bring your dues to a club meeting or remit same to
Eric Choy, 3213 Marrero Drive, Austin, TX., 78729.