



SPRUE EXAMINER®

Newsletter of the Austin Scale Modelers Society

October 2015

Just For The Pictures by Mike Lamm

I recently found this two-page illustration published 75 years ago on June 29, 1940 in The Illustrated London News (ILN), a weekly news magazine that began publication in 1842.

With the intent of helping readers learn how to properly identify enemy aircraft and distinguish friend from foe, these detailed drawings turned every reader into a civil defense observer and data collector.

At the time, late June 1940, the Battle of Britain air warfare had not begun, and the fear was a German invasion. This can be noted by the special emphasis placed on identifying troop carrying planes in the copy below the drawings, "Of great interest to us at this time are the enemy troop carriers."

The Battle of Britain air warfare would begin just over a week later, on July 10, when Germany began their attacks on convoys in the English Channel.

(continued on page four)



Austin Scale Modelers Society (ASMS) is a chartered chapter of International Plastic Modelers Society (IPMS/USA).

ASMS meets on the third Thursday of each month.

Annual dues for full membership are \$25/individual or \$30/family.

The views expressed in this newsletter are those of the authors. It is intended for educational purposes only. ASMS does not endorse the contents of any article.



In This Issue

Just For The Pictures	1
Peanut Brittle	3
Fiddly Bits	3
Web At Night:	6
Rewind	
Fun With Words	7
Obiwan Revealed	9
Do You Feel Lucky	10
SuperCon 2015:	11
Show Report	
It Just Happens	12
Bondo Award	14
Old Rumors/	16
New Kits 2G	

Peanut Brittle

Randy Bumgardner

Greetings and salutations for the month of October. As everyone knows, or should know, this is the month of our annual modeling extravaganza, the Capitol Classic. Every year we have lots of fun, enjoy lots of great models, and visit with lots of friends. Although, by the time you read this, the dust will have settled and the 2015 show will be in the rearview mirror. Soon, we'll be starting to plan for the 2016 Capitol Classic. I hope that I've seen everyone at the show. Yes, I'm mixing tenses as I write about the future as the past from further in the past.

Anyway, enough of this TARDIS hockum, it's time to start looking forward to the holidays. Yours truly will be hosting the ASMS Holiday Party this year on **December 12th**. So lock that date in your calendar, write it down in pen, and circle it with a Sharpie. The format will be the same, (potluck appetizers and desserts), the club will provide the meat, and I'll cook it.

For the White Elephant gift exchange, please bring a nicer kit (no Starfix, or anything you wouldn't let your dog build) and make sure that it is not started. It really only takes a couple of seconds to open the box and check. I picked a kit last year that was a started cast-off – irritating me to no end as we talked about this multiple times at the meetings leading up to the party.

Each September we hold the “Bondo Special” quarterly contest. This is a unique contest that honors one of our members who passed away not too long ago, Phil “Bondo” Brandt. The entries in this contest are kits the membership received at a special club remembrance service in Bondo's shop. Each member in attendance received kits from Bondo's stash per his wishes. The conditions in return for receiving these kits are 1) the member must build the kits, and 2) the kits cannot be sold or traded. It's been a few years since that day, and few new members have joined the club. Since we don't want to exclude the new members from the fun of this contest, I propose that members who have Bondo kits donate some of them to the members who do not have them. The rules are the same: the member must build the kits and the kits are never to be sold or traded. If we accomplish this, everyone who wishes to participate in our September tradition can have a chance at fun – and a really cool plaque to hang up for a year. We can discuss this in greater depth at our next meeting.

Enough for now... have fun at the show that occurred last week. Oh, and make sure you get those models finished in time for the (next) show (that's more of a note to myself). ;-)

Randy



Fiddly Bits


Frank Seibert

There isn't much this month as most are in recovery mode from the recently concluded Capitol Classic. A full after-action report is forthcoming. I would like to acknowledge one individual's yeoman duty and that is Ian Latham. He photographed every model on display. Ian isn't the only one that deserves an “attaboy”, but first things first.

A couple of important dates are coming up that you should remember. First, is the one for our annual Christmas Party which will occur on **December 12**. More information on that will follow at the appropriate time.

Next is the date for the LSMMS (figure painters extraordinaire) meeting. The date (**November 21**) is not so much important as is the location. The November meeting will be at the Shady Hollow Community Center in Austin, not the library in San Marcos. You can check their Facebook page (<https://www.facebook.com/LSMMSTX>) for more details.

Frank




A few of the planes would have been readily identifiable from news reel footage of the invasion of Poland, the battle of France, as well as the regular reconnaissance flights, and bombers, that had already appeared in the skies of Great Britain.

However, the artist, GH Davis, providing these detailed drawings was able to identify all of the major German plane types that would take part in the up coming battle, including how to identify the differences between a He111 Mk III and the Mk V.



It's also interesting to look at the details about the drawings to see which planes had been captured, and which ones hadn't been, or at least more specific information about the planes that hadn't been released. For example, the "Me 110" with a glazed nose for use as a bomber.

This was actually based on the design Messerschmitt submitted for the schnellbomber competition. The Bf 162 was based on the Bf 110 but with a glazed nose, and the prototypes were used for disinformation. The schnellbomber competition was won by the Ju 88.



George Horace "GH" Davis, was born in London and was an illustrator for the ILN for 40 years. He was known for his detailed drawings on everything from how anti-tank landmines work in Libya to a cutaway of the Cunard White Star liner RMS Queen Mary.



During his time with the ILN, he is credited with providing approximately 2,500 pages of drawings and schematics.

Mike

Web At Night: Rewind compiled by Jean-Michel D'Aubigne

For those in the know, John Seaman has an excellent article on rigging biplanes posted to our website.

http://www.austinsms.org/article_seaman.php

This article caught the eye of Vittorio De Santis in Rome, Italy. He has translated that entire article into Italian and posted it to the Alfa Model Club webpage. 'Vitto' is the administrator for this website. Not only are there interesting items available but it will also afford you an excellent opportunity to improve your Italian.

<http://www.alfamodel.it/>

Another website administrator is Masahiko Nakasone in Japan. Masahiko is a former member of ASMS and just won an award at the most recent Capitol Classic model contest. He is also the gate keeper for a Facebook group page entitled Happy Modeling, Version 2.0. It is primarily focused on building and finishing cars and motorcycles but interspersed are in-progress shots of figures, ships, and the odd aircraft model.

One item I noticed on this page was Racing Decals 43. This is an after market decal manufacturer that supplies...wait for it...specific markings for that latest competition, rally, or endurance car that you are working on.

<http://www.racingdecals43.com/>

There is a fun report about alternative materials for modeling on Mirror's webzine site. Mirror is a UK-based web magazine.

This article follows the three week effort to construct a replica of the British Army's Challenger II tank from over 5,000 egg cartons. This project was undertaken to raise funds for wounded British soldiers.

<http://www.mirror.co.uk/news/weird-news/tank-made-from-5000-egg-cartons-682989>

In other news about alternative materials for modeling is mentioned in the September issue of The



IPMS/USA News

The minutes from the September 2015 executive board meeting have been posted to the IPMS/USA website. Be certain and take some time to check them out. There is always some interesting discussion taking place on your behalf. Besides, it is your society and you really need to stay informed.

http://ipmsusa.org/executive_board/minutes/2015/minutes_15_09.shtml

Case in point are the election results for the new E-board that takes over November 1. Let the cat herding begin!

<http://web.ipmsusa3.org/news/official-2015-ipmsusa-executive-board-election-result>

Connecticut Marine Model Society's newsletter. In their newsletter was a single photo of a 12 foot long USS Arizona made from Legos, I thought that effort deserved more.

<http://www.mocpages.com/moc.php/290222>

This next link was sent in by Mike Poole. It's a 10 minute photograph montage of car modeling legend Gerald Wingrove scratch-building a 1/15th scale Supercharged Bentley out of what looks like a giant block of metal. His workmanship is amazing.

<https://www.youtube.com/watch?v=GbyoTU-ucxM>

For all you old coots (myself included), Flickr is a photo sharing website. NASA has just released the Project Apollo photo archive and is available for viewing on Flickr. This archive is just what it sounds like, an archive. There are multiple shots of craters, moon rises, and earth rises as well as some superb shots of men on the moon. Be sure to pack a lunch, there are currently over 13,000 photos.

<https://www.flickr.com/photos/projectapolloarchive/>

Several kit manufacturers have been releasing cute planes of late. Notably, both Tiger Models and Meng Kids. Of course, Hasegawa has been going strong for years with their egg plane series. And wouldn't you know it, there is a Facebook page dedicated to egg planes! Don't be too dismissive of this genre, there is some amazing craftsmanship that is going into these models. Just remember to tread carefully!

<https://www.facebook.com/pages/Egg-Plane-Masters/336039606516035>

Dan Hickox sent in our last offering for this month. The Youtube video is a visual show report from the 2015 S.C.A.H.M.S. That's the Southern California Area Historical Miniatures Society. Why is it that figure painter clubs always seem to have these long winded names?

<http://www.youtube.com/watch?v=EWKiS8eNyZA>



Jean-Michel

Fun With Words by Eric Choy

When was the last time you looked up a word in the dictionary? Actually not just any lexicon but the Oxford English Dictionary (OED), the ultimate authority of the English language, the dictionary of all dictionaries? Wait! How does that have anything to do with our hobby?

Absolutely nothing, I must confess. The last time I touched the OED, I was still in college over two decades ago! What got me interested again was Ammon Shea's book Reading the OED: One Man, One Year, 21,730 Pages, which I recently finished. Okay, how does a logophile's account of reading the OED cover-to-cover bear any relation to building plastic models?

Again, none whatsoever. But here's the fun part: the OED has an endless supply of words that we can use to meticulously describe our hobby and the behaviors of the people (i.e. we modelers) who are obsessed with it. Here are some obscure and hilarious (but real) words Shea listed in his book that, in my opinion, pertain to scale modeling and modelers:

Monodynamic (n) Having only a single talent.

Agerasia (n) A lack of the signs of age; a youthful old age (aren't we all?).

Beadledom (n) The sense of self-importance and officiousness seen as characteristics of beadles or minor officials.

Empleomania (n) A manic compulsion to hold public office (oh you all know who that is...).

Forplaint (adj) Tired from complaining (not from the rivet-counters, I dare say).

Jocoserious (adj) Half serious and half in jest.

Mataeotechny (n) An unprofitable or useless science or skill (our hobby, perhaps?)

Mediocrist (n) A person of mediocre talents (most likely monodynamic as well!).

Obdormition (n) The falling asleep of a body part (been there, a lot).

Pandiculation (n) The act of stretching and extending the limbs, in tiredness or waking (done that a lot, also).

Philodox (n) A person in love with his own opinion (may I dare say there are a few of those in every model club!).

Quisquilius (adj) Of the nature of garbage or trash (Eastern European kits, perhaps?).

Rue-bargain (n) A bargain that one regrets or breaks (aahh, the crap we pick up at shows...).

Shot-clog (n) An unwelcome companion tolerated because he pays the shot for the rest (hey be nice to them shot-dogs, especially at auction time!).

Somnificator (n) One who induces sleep in others.

Superarrogate (v) To act with tremendous arrogance.

Toe-cover (n) A gift that is both useless and inexpensive (some of our white elephant kits?).

Ultra-crepidarian (n) One who offers advice or criticism in matters beyond his scope; an ignorant or presumptuous critic.

Unconversable (adj) Not suitable for social converse (that about sums up the subject of most of our conversations!).

Eric



[Assistant Editor's Note: It could be argued that the OED has everything to do with everyone's hobby. It's the OED, after all.]



Looking For Newsletter Articles

editoraustinsms.org

Stay Calm
It's Just A Hobby*
 *A pursuit outside one's regular occupation engaged in for relaxation.



Monthly Program Schedule

October	Rick Herrington
November	Bob Bethea
December	White Elephant Contest

If you are interested in giving a presentation at one of our monthly club meetings please contact Aaron Smischney.

vicepresident@austinsms.org

A special thanks to King's Hobby Shop for their support of our quarterly model contests.



A Chat With Chuck Konefsky by Mike Poole

I first met Chuck in September when I received a phone call from an enthusiastic fellow modeler. He'd recently been transplanted from Pennsylvania and wanted directions to our local club meeting. Chuck never got to that meeting but he did get to see the Downtown Austin skyline, Ladybird Lake, and even some of San Marcos later that night.

Whether his navigation error was due to my clear as mud directions or his trial by fire of Texas motorways is still a point of humorous contention. We sat down recently to talk so I could find out more about him.

Chuck grew up in Valparaiso, Indiana where he first got the modeling bug. He and his dad happened to stop into a Ben Franklin store where Chuck spotted a bright orange Sikorsky Rescue helicopter that was destined to be his first model. The way he tells it, dad did most of the work on that first one but he knew he liked models from that day on.

After high school, Chuck decided to enlist in the US Army. During a career stretching some 20 years he was involved in some historic events including "Operation Eagle Claw" the ill-fated expeditionary force tasked with freeing the Iranian hostages in 1979.



Chuck was deployed to Saudi Arabia and Iraq in "Operation Desert Storm" when Saddam rolled into Kuwait in 1991. In addition to stops in Granada and Panama, his last deployment found him in the famous firefight at Bakara Market in Mogadishu, Somalia.

According to Chuck, that's where his luck finally ran out. He was badly wounded in the leg and spent the next 15 months recovering at Walter Reed Hospital.

Despite some hair-raising experiences, Chuck still recalls his days with the Army as some of his best memories. (Like most reading this, I recall those events from watching news reports on my living room sofa).

After retiring from army life, Chuck rode the G.I. Bill to a degree in mechanical engineering from Purdue University back home in Indiana. After school he settled into a new career in manufacturing, first at a facility in Central Pennsylvania where he got involved with the local IPMS chapter there, and most recently Belton, Texas which is how he got involved in our fold at ASMS.

Chuck continued building models on and off during his stint with the military but found it difficult without a fixed address. He became a World War II history buff while traveling in Germany.

This naturally led to an interest in modeling vehicles from that period, and a special fondness for German aircraft. He says he really started getting serious about his modeling efforts



about ten years ago when he started reading detailing books and watching how-to videos. He says the explosion of

information on the internet makes it so much easier to learn now.

When asked what he gets out of constructing models, he said they keep him in touch with the military. Beyond that, he really enjoys researching a new project, focusing in on a specific aircraft during a seminal event, and learning about the pilot and the circumstances.

Anyone that has seen Chuck's work knows he loves detailing and really knows his onions. His models are always opened up, revealing some of the most miniscule details. These models take about six months to complete.

He built the heck out of 1/48th scale but since trying 1/32nd scale a while back, he says he's hooked! Chuck's more a builder than collector but still keeps an emergency stash of about 40 kits. His teenage son Joshua has gotten the model building bug too, and they enjoy building together.



Every time I talk to Chuck I learn something new and interesting about him. I just discovered he has a '67 Dodge Coronet with a 520 cubic inch V8 stuffed under the hood!

Next time you have a moment, talk to him and get to know one of our new members. I'm sure you'll find him as friendly and interesting as I always do.

Mike



Do You Feel Lucky? by Rick Cotton

We are one lucky bunch of modeling slobs. We can spend our weekends parked in front of the Idiot Tube, watching young fellows far more athletic than ourselves playing sports for far more money than we will ever see. We can build our models...a worthwhile use of our time. We can snore on the couch. We can go fishing. We can garden, or mow the grass... nah, that's a stupid idea, I'm WAY too lazy for that.

Or we can travel to one of the many, many fine museums in Texas, and look at...The Real Thing. That's right, boys, if you are into building planes, ships, or tanks, you can hop in the old family roadcruiser and

travel to a museum! What a great idea! Towards that end, your author ...a veteran museum crawler...gives you a few tips. If you are new to the area, this will all be new stuff...if not, well, you've probably seen a few of them. Maybe all of them. Bear with the rest of us.

The Nimitz Museum of the Pacific War – Fredericksburg, Texas. An absolute must-see for the military-model junkie. While the Other Half is spending your money in the crafty, trendy, touristy main street area, you can blow a WHOLE DAY in this thing. Everything you ever wanted to see or know about the Pacific War is here. Relics (including what's left of a real Val dive bomber), models, artifacts, gun mounts, and goodies of all kinds can be found here. A full-scale walk-through diorama of a Japanese submarine launching a two-man midget sub is a feature.

Don't miss the Southwest Pacific Theater and PT Boat exhibit. When we saw it, it was complete with a WWII PT boat veteran docent who made a raunchy insult about General MacArthur ("that SOB! Dugout Doug! &*^%\$!"). That moment was worth the price of admission alone!

The Houston Maritime Museum – Houston, Texas. This little museum is temporarily housed in a home on Dorrington Street, in the Medical Center but is soon to break ground on a state-of-the-art permanent facility down near the port of Houston Authority building. Gobs of ship models and artifacts, and occasional interesting lectures on maritime topics, all for a measly donation at the door. Whether it had sails or steam, passengers or gunners, carried oil or bananas, it's covered here. Plus, the roof leaks – they need to make some money. Go there.

The Battleship Texas – La Porte, Texas. Almost all of us in Houston have seen this 1912-era behemoth. If you have not, go soon....because she leaks like a sieve at the bottom, and they need the cash to fix her before she goes down for the count. Last of the Dreadnoughts, she will amuse you by showing just how inaccurate the hull on that brand-new Trumpeter kit really is. It REALLY is. It's not like they couldn't have come and taken some measurements, is it? Watch your head if you are tall, and watch your step, period.

C.R. Smith American Airlines Museum – Fort Worth, Texas. Everything you ever wanted to know about American Airlines, except where the heck your luggage went on that last trip to Albuquerque. A fascinating tour through airline history, replete with displays, a nice working model of a jet engine, and a nicer non-

working, real American Airlines DC-3 inside the building. You can go inside the aircraft and get an idea just how uncomfortable and frightening a long plane trip must have been in 1939. It even smells like an old working airplane!

Texas Armed Forces Museum – Camp Mabry, Austin, Texas. Treadheads rejoice! This is your place! Lots of old, retired armored vehicles and guns parked outside, and even rarer foreign (yes, German) stuff parked inside! A great collection of dioramas (some built by Austin IPMS locals,) grace the inside, along with moving tributes to honored veterans everywhere – don't miss the display dedicated to the USS Houston sinking and survivors. And, as if you needed one, it will give you a reason to go to Franklin Barbecue in Austin for lunch. Get there early. I said EARLY!

USS Kidd Museum – Baton Rouge, Louisiana. A fully-restored WW2-configuration Fletcher-class destroyer awaits you. Plus, at least two hours worth of other exhibits, all for a measly (when I was there) 7 bucks! It is a real destroyer, so quarters are tight, stairways are steep, and hatchways are tough on the tall people. But it is Louisiana, and you can go stuff yourself with something full of shrimp and rice later. Laissez les bon temps roulez!

These are just a few. There are many more: **The Cavanaugh Flight Museum and Heritage of Flight Museum** in the Dallas area, **The USS Cavalla** down in Galveston, and the **Lone Star Flight Museum**, also down in Galveston. There is the **H.E.A.R.T.S. Veterans Museum** in Huntsville (right next to the prison Museum and "Old Sparky" – the electric chair-oh boy!), and the **Pioneer Flight Museum** if you are into WW I aircraft, near Kingsbury, Texas. There are many more, so get your lazy can online and do your own darned research, dang it.

Get out of the house this weekend. Go see something cool, much of it in air-conditioned comfort. Go see what the past looked like, and be grateful that it doesn't look like that anymore. Say "thank you" to the Vets, and those who made the stuff the Vets used to kick Com-mie/Nazi/Fascist/Kamikaze butt.

And take your camera. We want to see the pictures.

Rick



SuperCon 2015 by Ziggy Downs-Bumgardner

Ben Morton, my dad (Randy Bumgardner), and I went up to the Ft. Worth show in September. So I had to get up at 6:00 AM when it's still DARK OUT to get ready to leave. Then my dad and I had to wait for Ben, which didn't take long. Then we packed up our models, got in my Dad's Passat, and left. We stopped for breakfast tacos at Rudy's, then we officially left for the show. IT WAS THE LONGEST 3 HOURS OF MY LIFE!!

There was traffic some of the way, so that didn't help. When we got there, we had to wait in a line to get our models registered. Not the best use of time.

Ben entered some planes & tanks, I entered a few of my Gundams. It wasn't a very big show (quite smaller



than ours), but fairish in size. There were a fair bit of models, most of which didn't really interest me because they weren't Gundams or giant

ant monsters destroying things so...yea. BUT all the models there did look pretty impressive. Especially that big 1/48th scale Zaku 2 (II). That thing was EPIC!

The vendors...well they were crammed into only 4 or 5 rooms, granted the rooms were a fair size, but still could use a better use of space.

The thing that I didn't really like was that they closed the ENTIRE display area for judging. Like, WHY? The display area is the biggest room in the whole building. Why can't they let people look at the models while they are judging? I mean, it makes sense to do that, so everyone isn't crammed in the vending rooms. We ran into Eric Choy there and a few other people that I can't remember.

The judging took FOREVER. We had to wait like 2 or 3 hours. AND THEN, when they finished, we still had to wait which was really annoying because you know, they were DONE and they made us wait!

Then finally we were allowed to look at the models again when they started announcing awards and stuff.

Ben won about 4 or 5 medals and Richard Kern won 29 medals AND a special award so he won like 30 trophies in all. THEN I swept my category. (=D yay me). We waited for the announcers to finish calling everyone who won, then we packed up our models.

My dad took FOREVER talking to everyone, which wasted about 5 to 10 minutes. Then we finally got out at around 4:00 or 4:30. Then we met Eric for dinner at some Tex-Mex place (Mamacita's). Which was actually pretty good. Then we left there and it was another long three hour trek home.

Well, I think that model shows/competitions are fun, and that we should keep doing them. But you shouldn't just build them (models) for the trophies, yea, that's right, you know who you are. But, anyway, they are pretty fun.

Ziggy

Support Your Local Hobby Shop



<http://www.kingshobbyshop.com/>



<http://www.hillcountryhobby.com/>



<http://www.hobbytown.com/>

How Many Projects are "Too Many" by Ron McCracken

At a recent build-n-bull session at Kings, someone looked at the stack of kits (four) I'd brought along and asked how many projects I had going at one time.

Of course, personalities differ and some modelers will stick like limpets to one kit until it is done, and be perfectly happy. For my own part, when I got seriously involved in the hobby back in the 60's, I quickly discovered that it frustrated me no end when I had a couple of hours of "nothing to do but modeling" time, only to find that 15 minutes into it, the kit had to be shelved for a few hours (or days – no kidding) of cure time for whatever glue or paint or filler I happened to be using.

The solution, of course, was easy. Keep a "stash" of kits available, and when one is curing, another can be worked on. Problem solved! Of course, this can get seriously out of hand, and I suspect that's one of the reasons why kit "stashes" can run to the hundreds or more. You don't start out to be a collector, it just happens.

The situation gets significantly worse if you get bitten by the "Advanced Modeler Syndrome" bug. The excuses for setting a frustrating kit aside for a while become legion.

Research is one. After all, what model couldn't be more thoroughly researched? Rather than tell yourself, "No one still living really knows what's on the other side of that B-25's nose" and just go ahead and finish the thing, you delay, hoping to find that last bit of documentation.

Technical difficulties are another. Sometimes you just cannot immediately come up with a "fix" for some difficulty encountered in the build. Time and thought eventually arrive at a solution, but why give up the hobby in the meantime?

And then there's tooling. When the only thing that'll fix that horribly thick, semi-transparent canopy is a custom, vacuum-formed part, one needs the proper tooling, right? Perfect reason to stick it back (way, way back) on the shelf.

Sometimes you come to a task that is going to be tedious and difficult at best, and the temptation to put it off becomes overwhelming. And, so it goes.

Anyway, I took stock of the situation. It seems I have about a dozen models in various stages of progress. A couple or three have been awaiting tooling, in the form of that very same proper vacuum-forming machine.


One (a Roden kit of the Curtiss H-16) has thus far defied all efforts to rig without distorting the wings, and is on the shelf for its own protection until I figure that one out.

I'm also scratching my head about the best time to stick all the vortex generators on my F-86L (before painting, when they could get broken off, or after?) but so far that's not a show stopper.

I've got a B-25 in the works, and I'm determined to depict an aircraft of the 69th Bomb Squadron (my old B-52 outfit – they flew B-25s during WW II). Research is the problem there. Photos of that squadron are few, far between, and not well documented.

But the rest all get a share of time on the weekends, which is why four of them came with me to Kings that Saturday. With a whole day of build time ahead of me, I was taking no chances on having nothing left to work on.

Ron



Columbia 2016 IPMS/USA National Convention

I know that the 2015 National Convention hasn't been over that long, but the website for the 2016 convention is online. Reports are that the host facility has a dwindling supply of rooms so don't dawdle if you wish to go. More information is available at the website and, as is the norm, more will be added as the event approaches. Check back often!

<http://www.ipmsusa2016.com/>

Razzle, Zazzle

Zazzle is an online retailer that allows users to upload images and create their own merchandise (clothing, posters, etc.), or buy merchandise created by other users, as well as use images from participating companies.

Austin Scale Modeler's Society has established an account with Zazzle so now you can order your very own ASMS-themed wardrobe items to your heart's content.

Here's how it works: Browse to <http://www.zazzle.com/austinscalemodeler> and you will see a list of the available products. There is no login necessary. Just click on a product and you can select the color, size, and style. You can customize it to your heart's content if you click the "Customize It!" button. You can re-size the art, add text, and even add another image. Other products (coffee mugs, mousepads, hats, etc.) will be added in the not too distant future.

Bondo Award by Roy Lothbrok

Austin Scale Modeler's Society holds four quarterly in-house model contests a year. These contests are held as part of our regular monthly club meetings. Most of the contests are open to any model from any era. The September contest is very much the same but with a bit of a twist. Besides the usual open contest or any model from any era, a separate, simultaneous contest was held for the coveted Bondo Award. This particular contest features only those kits that were received from the estate of long time ASMS member Phil "Bondo" Brandt.

Before Bondo went to his untimely demise, he stipulated that his model stash be distributed to members of ASMS with two provisions. First, the received kits must actually be built, and two, that those same kits were never to be sold or traded. Therein lies the genesis for the Bondo Award.

Again, the other contest is an open contest with awards for first, second, and third place. Those awards are monetary in nature and consist of gift certificates to King's Hobby Shop. Much appreciation to King's for their continuing support of ASMS. Like the sign says: Support Your Local Hobby Shop!




The Bondo Award is in conjunction with the kits received from Phil "Bondo" Brandt's estate. As he was fond of the road less traveled when it came to modeling, his kits reflect that philosophy and tend to be kits that might be difficult to complete. Case in point is the Excu-form vacuform kit of the Douglas Jetmaster kit by Ron McCracken.

Bob Bethea brought in this A-4 Skyhawk from Hasegawa. Turns out it was no match for the Jetmaster and Ron adds his name to the winners of the Bondo Award.





Ron McCracken, being the masochist that he is, showed a 1/72nd scale C-12 Vega from MPM and a Mach II kit of the C-12 Beechcraft.



Mike Gilsbach garnered a first for his Lindberg Fishing Trawler. You may remember this one from last month's newsletter.



Ben Morton won second place with this combo kit of an M1078 towing an M198 howitzer. Both are 1/35th scale Trumpeter kits.



Bob Bethea brought in this 28mm vignette from Perry Miniatures. It depicts members of the 1st Texas Infantry Regiment.

Fun fact: When the regiment was in need of a flag, they couldn't find a large enough bolt of red cloth and had to use a pink ball gown from the Texas governor's daughter. Probably a large girl.



Ziggy Bumgardner showed his collection of Gundam's and won third place for his Zaku II, which I think is the blue one!



Roy



Old Rumors / New Kits 2G

Randy Bumgardner, Rick Herrington, Mike Poole, Golzar Shahrzad, Aaron Smischney

Automotive

We had a great month of new models last month and this month is even better! So let's see what's new in the world of automotive modeling.

The Porsche 918 is the new technology supercar from Stuttgart. It has an incredible 215 mph top speed, 0-62 mph in 2.6 seconds and gets reasonable fuel economy thanks to two electric motors that recapture energy or something. There's probably something made from titanium somewhere and lots of carbon fiber somewhere else.



Honestly, this kind of car is so ridiculously rare and expensive I don't even care because I'll never get to drive or even sit in one. But the new Revell of Germany model is a nice 1/24th scale interpretation. It features a full interior and drivetrain, detailed chassis and suspension, attractive Martini Racing decals and registrations for several countries. Own one today for about \$35.

Ebbero was once known as a die-cast manufacturer but has been releasing some nice 1/20th formula one kits over the last few years. Now they are doing a '60s era Citroen DS19 in 1/24th scale. Yes, I'm dying to make a joke about yellow French cars called Citroens but I'm going to simply give this model the respect it deserves. There is quite a bit of model here, too. It features opening everything, including the doors. There is a nicely detailed engine, interior, and even a spare wheel under the front bonnet.

Ebbero really did a fine job on this new tool so take a look. It's out now for about \$60. Just don't squeeze it.



Moebius has been hard at work the last few months

getting several newly tooled models finalized and into production. Their new kit of the 1965 Plymouth Belvedere features a detailed 426 V8 Commando engine and richly appointed interior. The Satellite model was the highest trim package of the Belvedere lineup. This kit features 100 parts and is out now for about \$30.



I've mentioned the new Ford Ranger tooling off and on for about two years now in this column. Well, they snuck out of the factory last month without my realizing because I was foolishly watching their website. I now know Moebius doesn't update their website anymore so don't even bother looking for more information on these kits there. Several enthusiasts have created nice in-box reviews that show the tooling, multiple variations and colorful instructions included in the kit. Look for it everywhere for around \$30. Here is a link to a nice review: <https://www.youtube.com/watch?v=jH1IPtHrb8Q>



October must be Ford Truck Month because Moebius has also released their new Ford in a 1969 F-100, short box, work truck version.

It features a 240 c.i. straight six



engine and plain steel wheels. This one also has the name Model King on the box marking it as a limited issue. I was surprised at all of the differences between the two models. About the only thing in common between the two is the cab and tires so if you have an interest in this version you should grab it now! It's also hovering around \$30.


That's a lot of new tool steel for automotive for one month. Let's see if there are any interesting re-pops coming out for October.

MPC has recently released their Carl Casper Cosmic Charger kit. This is a Top Fuel Streamliner that achieved 231 miles per hour back in it's day. I'd never heard of it but was attracted by the swoopy look and those bright colors. Apparently, Mr. Casper is a colorful



hot rod designer who takes his art seriously.

When Take2 approached him for a model reissue he



“suggested” they fix the multitude of inaccuracies in the original model. They decided on reusing the original box art for nostalgia. But this new version includes 15 new parts including front wheel pants and a beautiful decal sheet that actually does the original paint some justice this time. So it's like a new kit but with a nostalgic tug at the same time. Honestly, I've not built a rail dragster in 40 years but this one has me seriously thinking about it. Look at those lines! I could do aluminum tube headers, and.... It's also out now, priced around \$30.

I had to find a good one for the commercial truck fans. Lindberg has reissued the Dodge L700 cab-over engine again. This time it



comes paired up with an early '60s tank trailer and Shell logos. This kit is pretty old but has nice 361 V8 engine detail, opening doors, and a full interior. There is a wonderful amount of detail, especially for a Lindberg kit! With over 300 parts this rig will keep you off the streets for a while. It's out now for about \$40. P.S. If you look in the right places you might find a version with a car carrier or a flat-bed trailer also.

That's about all for now in automotive. Build something!

Mike



Aircraft

Well here we are in October. It's time to start collecting all of those treats and thinking up new tricks for those little goblins and fairies that come 'round at the end of the month.

And, as I write this, there are only 77 days, 11 hours, and 40 minutes until Christmas. That means there are roughly 75 shopping days left prior to the big jolly guy in red invading your home. Time to get cracking on that list! Perhaps some of these goodies will make it under your tree... well, if you celebrate Christmas. If you don't, then hopefully you will receive them according to your traditions.

First up we have a biggie, especially if you are a Phantom Phanatic, and I am. HK Models have laid out some big (Double Ugly) hints on their Facebook page. They posted two images of possible releases that set the modeling universe aflutter.

The first was a head-on photo of an F-4E, and the second was a photo of a British Phantom. I can't tell if it's an FG.1 or an FGR.2, but either will excite a lot of people.

HK Models have neither confirmed nor denied any such rumors, although I have my fingers crossed. So, I'm wondering if they intend/plan to produce a Phantom Phamily. I hope the first out the gate is the British Phantoms. Oh, the scale is 1/32, of course.

Eduard is releasing a small scale version of their Focke Wulf Fw 190 family this month. In 1/72nd scale, the first of the line, the Fw 190A-8, is set for release. It looks to be as nice as their larger brethren, with all of the detail. Some have complained the Eduard

1/48th scale kits were too fiddly. I thought they were okay. It is modeling after all. Well, to each their own, your mileage may vary, blah, blah, blah....



Next up is Great Wall Hobby. They are working on a 1/48 Lockheed T-33. This was spotted at a hobby conference in Japan earlier this year. The poster displayed CAD

mockups of the T-33. Then, Jennings Helig announced the T-33A in late September on HyperScale and confirmed it's existence.

It's going to be a new tool kit with all new research, and both early and late versions will be re-released. No formal release date was given, but the test shot pictured is from August. So, it shouldn't be too much longer.



Another big surprise for all of us was announced by Airfix. In August of 2016, they are releasing an all new P-40B/C in 1/48th scale. Yes, that was the sound of one thousand modelers falling off of their chairs. If they did that in the woods, with nobody watching, would we still hear that sound? Probably.



All we have are CAD images, so nothing can really be

determined at this point. But the CAD images look really nice. Based on their recent releases, I'm confident this release will measure up equally well.

Airfix will also bring out a 1/72 Nakajima B5N1 Kate at the same time. Airfix already have the B5N2 in their catalogue, and this kit is based on the second prototype to fly and the first production airframes. It contains the Hikari 3 engine with the larger cowling fitted to these airframes.



Finally, I discovered something very interesting while perusing the virtual aisles at Hobby Link Japan (HLJ) to those of us "in the know").

I ran across a pre-order for a December 2015 release of the 1/32 Hasegawa Mitsubishi A6M5c. Is this a new-tool kit, or a reboxing of the venerable Hasegawa kit from years back? Hasegawa hasn't mentioned anything about this. The stock number at HLJ is HSGST34 and that number aligns with Hasegawa kit numbers. For the 1/32nd series kits, these product codes end at ST33 (the N1K2-J Shindenkai). So, perhaps this is a new-tool surprise for Christmas. Ho, Ho, Hasegawa.

That is it for this month. Go build something!

Randy



Armor

Hello armor fans and greetings to the armor curious.

Let's start this month off with an announcement from Meng... a Chieftain! No pics yet but this is assuredly in response to the release of Takom's *chief-ten* series.


For the last five years, every internet poll on what armor piece people want has always been topped with the Chieftain, and now we have multiples to pick from.

When it rains it pours, my friends!

In the same vein, the prototype of the new Russian main battle tank, the T-14, has been confirmed from two manufacturers (Takom and Panda) and now there is a rumor that Zvezda is coming out with one, as well. How much demand for this is there? I guess we will find out.



We have an announcement from new kit maker Tiger Models: an IDF Nagmachon! This one really sent waves through the modern armor community., It looks like a very accurate and detailed kit with features any modeler can appreciate.



Here is the completed kit (unpainted). Look at that bar armor in plastic!



The contents are amazing, with tinted clear plastics and individual tracks! And look at this! Labels for

your sprues so, you can easily keep track of them: BRILLIANT! Why didn't anyone do this before?



Another big announcement is from MiniArt, an SU-122 with FULL INTERIOR!



This is a big deal for fans of the T-34 as MiniArt has a habit of kitting every variant of a vehicle once they get started. In this case, we may finally get an accurate, out

of the box, T-34. Talking with T-34 fans, they are absolutely over the moon with this announcement!



Let's take a look at some new items from Bronco, starting with the first A17 Vickers tetraarch light tank in plastic!

I am excited about this one because I have a special place in my heart for lend-lease vehicles and this one saw service with the Soviets. It is also a great companion to the new Horsa glider model. This tank was designed to be transported by glider! This one looks special with an interior and all sorts of photoetch and other goodies!




For the Axis fan, they have also announced a Panzer III and a searchlight carrying half-track.



Let's finish up with a really strange one, the Husky mine detector vehicle from Panda. These things are called "rolling coffins" as they have a resemblance to a coffin on wheels.

I am sure the operators don't like that name considering they are designed to withstand mine explosions! This is certainly an interesting and unique subject.

These are the highlights for this month. Later!




Aaron



Shipping News

Here's the stuff.

Pit Road has a number of releases for us. The USS Tennessee BB-43 (1941) battleship, HMS Queen Elizabeth (1941) British battleship, and the French battleship Richelieu (1943-1946), the IJN Munition ship Kashino (1942), and the modern Japanese destroyer, JMSDF DD151 Asagiri (2015).



Aoshima has announced two kits: the Kanmusu IJN Aircraft carrier and for those of you that like to model targets, the Japanese supply ship Mamiya with the USS Sea Lion.



Dragon has a new mold of the USS

Lake Erie CG-70 Guided missile destroyer available soon. All these kits are in 1/700th scale.



Moving up to the larger 1/350th scale, Aoshima has the Kaidai type IJN Submarine I-175.


Fujimi is showing the IJN Destroyer Shimakaze.

Pit Road also has a more modern offering in the JMSDF DD-115 Akizuki destroyer.

Merit International has announced another of their large scale naval craft, this time the USS John F. Kennedy CV-67 carrier.



In 1/200th and from Wave Models is the Russo-Japanese War era IJN Battleship Mikasa. As with all things in this scale, it's gonna cost you, chief! About 300 dollars. Do expect to see the after market crowd add to that cost with some additional must have items.



Merit International also has a WWII Soviet G-5. This PT boat is in 1/35th scale.



That's it for this month. Get a kit out of that stash and build it!

Rick

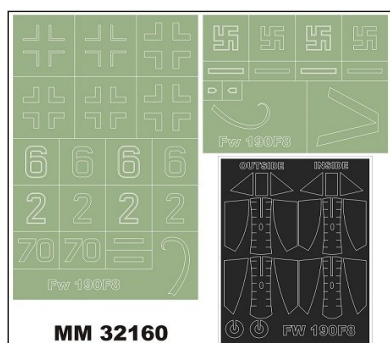


Miscellaneous

Staying with Merit International for just one more item, unrelated to water craft, is a Russian SG-43 SGM machine gun. This is an injected molded kit in 1/6th scale.



The Lindburg line continues its renaissance with the re-issuing of their Concord Stage Coach. This 1950's kit in 1/16th scale includes ten figures and four horses. Lots to keep you busy.



Montex is a relatively new company out of Poland that is doing paint masks for various aircraft kits. The mask set includes material for both inside and outside the canopy as well as insignia. They come in 1/32nd, 1/72nd, and 1/144th scales.

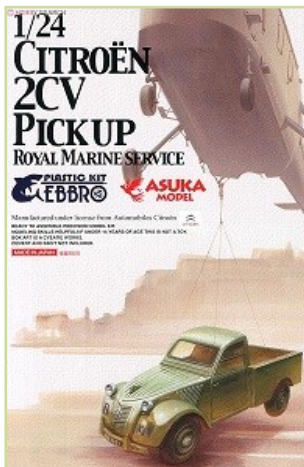
They are keyed to specific kits so pay attention when you go shopping. Some of the newer offerings are for an Fw190, Ju87, and the Mosquito.

IBG Models has the Toldi II available soon in 1/72nd scale for the small scale armor fan. This Hungarian light tank is injected molded and the Toldi I is also available in a separate kit.



Valom has a new 1/72nd RF-101C. This kit includes two decal options. It is injected molded and has some resin and photo etched bits.

Tasca, or should I say Asuka, is showing a 1/24th scale Citroen 2CV pickup. The markings are for a 'truck' in military service. I would imagine that a civilian version isn't that far behind. As noted earlier, squeezing is optional.



Hasegawa is releasing a 1/35th scale kit of a Hitachi construction machinery double arm working machine. Or, more accurately, a totally wicked back-hoe. This is an injected molded kit with complete cockpit pilot figure and includes guard mess for the control cab. It is only ¥2720.



From Wave Models is a figure/battle suit set of the Red Shoulder Unit from the 195 OVA Armored Trooper Votoms. I don't really know what all that means, but this



1/35th scale set includes four figures and is very cool looking.

Something with which I am a bit more familiar is the Star Wars universe.

Bandai is adding to that line of kits with a 1/12th scale injected molded kit of Boba Fett that is posable after assembly. Blaster rifle included.

AMT is teasing folks with a 1:2 Eagle transporter on the interweb. This 22 inch long model from the Space:1999 TV series has spring-action landing pads and over 300 parts. A pilot figure is included. Asking price is £108.00. A separate accessory kit with landing gear oleos and replacement engine bells is also coming soon at the paltry sum of £133.33.

If your preference is for open wheel, Indy-type cars look no further than Tamiya's Honda RA 273. This 1/12th scale kit is injected molded and contains photo-etch. This series of kits look to be scaled-up versions of some of their older releases.



With the 200th anniversary of the Battle of Waterloo behind us, this might be the perfect time to try your

hand at metal figures. This Waterloo 1812, 1/32nd scale kit contains six mounted metal figures from Wellington's High staff.



From Big Plane Kits comes what undoubtedly will be a big plane. A 1/72nd scale Boeing 737-200. This injected molded kit includes markings for either a Canadian North, British Airways, Pan AM, or USAF aircraft.



Also in 1/72nd scale but a bit easier on the display space requirement, is an injected molded Super

Snipe Lorry 8cvt. Snipe hunt, anyone?



SWS (Zoukei-Mura) has a new addition from Sega's roll playing game, "Valyria Chronicles." This offering is the 1/35th scale Edelweiss.

Mirage Hobby is listing in 1/72nd scale the U.S. light tank, M5A1. Mirage has been releasing some nicely detailed armor kits of late and this Stuart should be no



exception. At only 40,000 Polish zloty a piece, you may want two. The Polish zloty is worth about 26 cents in real money.

There are some new decal sets that may be of interest.

First, from Avalon, are some 1/72nd scale markings for that excellent Airfix C-47 kit. The Skytrain markings



are for aircraft in both the Pacific as well as the China-Burma-India theaters of operation.

Mark One has been producing some nice small scale aircraft kits (1/144th) and has added decals to their repertoire. These sets are also in 1/144th scale and include national insignia for Russian, RAF, Israeli, Swiss, and Ukrainian aircraft.



Ding Hao Hobby, an offshoot of AFV Club, has two new kits coming soon. These 1/35th scale kits look to be re-worked AFC Club kits with additional parts specific to each release.

First, is the ROC Type 64 light tank. This light tank was based on the US M8 Hellcat chassis. The other release, which includes photo etch and metal barrels, is the M3A3 with Flak 38.



Sankei is releasing the Neko Bus paper craft model soon. This is a character from the 1988 Japanese animated fantasy film, *My Neighbor Totoro*. That film revolves around the adventures that two young daughters of a professor have with some friendly wood spirits.



If you're skeptical of paper models, be sure to check out the how-to video from Hobby Link/ Japan <http://hlj.com/howtosankei.html> You will be pleasantly surprised.

Golzar





Join International Plastic Modeler's Society / USA

IPMS/USA is dedicated to the hobby (and fun) of Scale Modeling. It was started by Jim Sage, of Dallas, Texas, in 1964. There are now branches of IPMS all over the world. Our Local Regions and Chapters sponsor Model shows and contests every year, but you needn't be a member to visit the shows or attend the club meetings!

With IPMS/USA Membership, you will receive the outstanding IPMS/USA Journal six times a year - it includes features on all modeling subjects such as aircraft, armor, automotive, ships, figures - you name it! You will also find listings of IPMS contests, swap meets, hints and tips, and reviews. Membership also qualifies you to participate in IPMS/USA sanctioned contests, and particularly in our World-famous National Convention, held each summer. As a member, you'll also be able to access our online Discussion Board, where a wide variety of modeling topics are discussed, and enjoy interaction with other serious modelers for help with questions about modeling techniques or the Society in general. Many Hobby Shops and Model Vendors around the USA offer discounts to IPMS/USA Members.

http://ipmsusa2.org/forms/ipms_application.pdf

Applications using payment via Check or Money Order should be printed and mailed to:

IPMS/USA
Dept. H
PO Box 2475
N. Canton, OH 44720-0475

For any questions or problems with your membership application/renewal, please contact the IPMS/USA Officer Manager, M.J. Kinney, at manager@ipmsusa.org

In the latest Issue:

IPMS/USA Journal July + August



- Dem Brudders - They Say You Can't Go Back, by Bill Engar
- Making a Woody - Adding real-wood trim to a 1940 Ford, by Ray Ferguson
- Half-Sized Gas Passer - Comparing Minicraft's 1:144 Scale KC-135E with its bigger brudders in 1:72 Scale, by Richard C. Engar
- Formidable Fishbed - Exporting Eduard's Excellent 1:48 MiG-21PFM to Vietnam, by Floyd S. Werner, Jr.
- Nocturnal Knock-Out, Exploring the Details of Zoukei Mura's 1:32 He 219 – Part 2, by Doug Reed
- Air-Cushioned Armor, Scratch-Building a Hover Tank from the "Hammer's Slammers" Series, by Dan Thompson

contact us

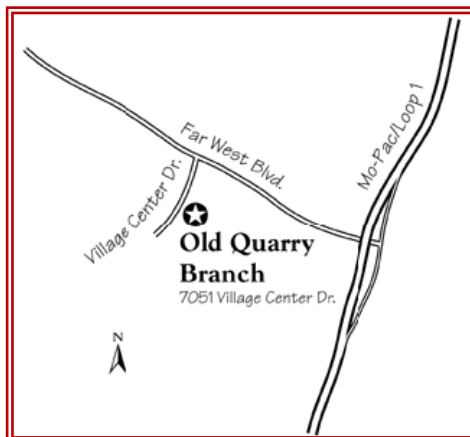
**Austin Scale
Modelers Society
1228 W. San Antonio St.
San Marcos, Texas
78666**

on the web

www.austinsms.org



**Next Meeting:
October 15
Austin Old Quarry Library
7051 Village Center Drive
Austin, Texas
7PM to 8:45PM**



**NOV.
7-8**

CLOSE ASSAULT: 1944

SHOWTIMES
11 a.m. and 2 p.m.
Rain or Shine

**FREE ADMISSION
FREE PARKING**

CAMP MABRY
Enter via 35th Street.
Photo ID required
for admission to post.

Watch an attack on a German strong-point.
See a Sherman Tank and M3 Halftrack in action.
Learn about uniforms and equipment.
Discover the realities of the front lines of WWII.
Tour the Texas Military Forces Museum.
Blank weapons firing demonstrations of some
of the most famous small arms of World War II.
See tanks, jeeps and armored fighting vehicles
from throughout U.S. history.

**Texas
Military Forces
MUSEUM**

www.texasmilitaryforcesmuseum.org