



SPRUE



EXAMINER



Vol 22 No.3

40th Anniversary(1973-2013)

March 2014

2011 IPMS/USA Website of
the Year

2009 IPMS/USA Newsletter
of the Year

2010 IPMS/USA Webmaster
of the Year

2011 / 2009 IPMS/USA
Region 6/ Webmaster of the
Year

2010 / 2006 IPMS/USA
Region 6/ Chapter of the
Year



In this issue:

Paris Has Nothing On Us	1
Message From The Prez	3
Fiddly Bits	3
Mike's Latest: A Review	6
Bren Gun Girl	7
Spreading The Word	9
Clear As Can Be	9
Old Rumors/ New Kits 2G	10
Ultimate 51: A Review	13
Pack Your Bags	14

Farnborough International Airshow by G R Dennis Price

The Farnborough International Airshow is held every other year, alternating with the Paris Airshow. Last held in July 2012, the next Farnborough International Airshow will take place this July, from the 14th to the 20th.

The first four days will be a trade show and the last three days will be open to the public. Some of the aircraft from the trade days will actually be handed over to customers during that time and will not be present for the public days.

However, the static aircraft will be augmented by historic aircraft and aircraft of the UK armed forces and there will be an enhanced and longer flying display that usually includes the Royal Air Force Red Arrows in their Hawk aircraft and the Battle of Britain Memorial Flight with Spitfire, Hurricane and Lancaster.

An Airbus A380, destined for Malaysia Airlines, once again dominated the static park

and participated in the flying display. It was replaced in mid-week by an older Airbus owned aircraft.



Other Airbus aircraft in the static park included an A319 and an A320, as well as an A400M, delivery of which started to the French Air Force at the end of 2013.

The 2014 show should see the new A350, likely in the colors of Qatar Airways. Boeing starred the 787, in Qatar colors, in its first appearance at the show other than a brief fly-by in 2010.

(continued on page four)



Our Sponsors:



www.austinarmorbuilders.com

South Texas Auto Modeler



Phil Brandt	Rick Willaman
(in memorium)	Jack Johnston
Eric Choy	Mike Kizin
Angie/Jeff	Mike Poole
Forster	Aaron
Russ Holm	Smischney

Upcoming Events

Model Shows

Lone Star Figure Show, Fort Worth, Texas	3.20/22.14
www.lonestarfigureshow.com	
Great South Tigerfest XXI, IPMS/New Orleans, Kenner, Louisiana	3.29.14
www.wix.com/IPMSNewOrleans/FlyingTiger	
Tulsa Modeler's Forum, IPMS Tulsa, Tulsa, Oklahoma	3.29.14
http://tulsaipms.org/2014Contest/2014Contest.htm	
Cajun Modelfest 29, Baton Rouge Scale Modeler's, Baton Rouge, Louisiana	4.12.14
http://www.brscalemodelers.com/	
ModelMania 2014, IPMS Houston, Stafford, Texas	4.26.14
http://www.ipms-houston.org	
Local Club Meetings	
Hill Country Outlaws Model Railroading Club, King's Hobby, Austin, Texas	4.26.14
Austin Armor Builders Society, Old Quarry Branch APL, Austin, Texas	4.2.14
http://www.austinarmorbuilders.com	
Austin Model Cars, King's Hobby Shop, Austin, Texas	4.3.14
CenTex Modelers, Trinity Lutheran Church, Copperas Cove, Texas	3.20.14
http://www.centextmodelers.com	

Other Events

Build 'N Bull Day, King's Hobby Shop, Austin, Texas	4.19.14
---	---------

IPMS/USA Support the Troops Initiative

The IPMS/USA initiative was established to provide model kits, supplies and reference materials to our servicemen and women serving in combat zones, recovering in hospitals, and rehabilitating in specialized facilities.

The program is expanding into other areas as well. Some local programs take place in USO facilities, some are centered around active duty personnel and are scattered across the country.

The IPMS/USA Support The Troops program is still going full-tilt. The national program director is Jon Emery and his email address is: www.models4troops@gmail.co

Jon is accepting any and all contributions and is sharing them with all of the active programs around the country.

ASMS Officers & Chairpersons

Mike Poole , President	512. 494. 5879, mpoole12@austin.rr.com
Ron McCracken , Vice-President	512. 748. 3455, ron_mccracken@att.net
Jeff Forster , Treasurer	512. 331.1644, jrforster@gmail.com
Bobbie Wilson , Secretary	512. 291. 2116, poldira@gmail.com
Ben Morton , Newsletter Editor	512. 878. 1869, benmorton@grandecom.net
Randy Bumgardner , Show Coordinator	510. 402. 8750, randy.bumgardner@gmail.com
Mike 'Hollywood' Gilsbach , Webmaster	512. 258. 2952, mike@gilsbachdesigns.com
Milton Bell , IPMS/USA Coordinator	512. 454. 2395, rmbell36@gmail.com
Tim Robb , Membership Coordinator	512.392.0611, tim.robb@mccoys.com

Austin Scale Modelers Society (ASMS) is a chartered chapter of International Plastic Modeler's Society (IPMS/USA). ASMS meets on the third Thursday of each month. Annual dues for full membership are \$20 (individual) or \$25 (family). The views expressed in this newsletter are those of the author (s). It is intended for educational purposes *only*. ASMS does not endorse the contents of any article.

Message from the Prez...**Mike Poole**

Our annual show, The Capital Classic, will be held October 4th which is only about six months away. That has me thinking of all the things we've yet to do in order to get ready. I'd like to encourage everyone to get involved again this year, including our newer members. We are making every effort to open up more projects and temporary show positions this year for folks to help out. They are to get your feet wet, learn some skills, share some know-how, and find out if you'd like to take on more. Some of these include: Venue Scout, Trophy Buyer, Vendor Coordinator, Raffle Prize Donations, Make-N-Take Coordinator. If you have an interest in one of these or perhaps have another position in mind let our show coordinator, Randy Bumgardner know.

**VOLUNTEERS
NEEDED!**

As we grow, it becomes more important to have experienced members that have considered filling officer positions before the elections. Taking on a temporary role certainly helps the club, adds valuable experience to your skills, shows others what you can do, and is a chance to see if it's something you'd like to do in an official role. If you're interested in something let Randy or myself know and we'll help you get started.

This month's meeting will be jam-packed with modeling goodness so be there! After our *brief* 30 minute business meeting we will meander to the tables for our Quarterly Contest hosted by our Veep, Ron McCracken. This time the theme is WIDE OPEN, so bring anything that's a model to enter. We usually have great turnout for open themes and I hear there might just be prizes for the top 3 winners.

After our contest, Milton Bell has arranged for guest speaker, Joe Luther, to share his experiences as a C-123 pilot in Vietnam. I hear he is an entertaining speaker with some interesting tales. He also builds models. We'll all adjourn about 8:30 PM to congregate at our favorite watering hole and continue the conversation. Be there and come early.

Now go finish that model for the contest. You still have time!

Mike

**Fiddly Bits****Frank Seibert**

The lead article for this month's newsletter features some photos of the aircraft at the most recent (2012) Farnborough International Airshow. (And, just in time for airshow season.) All photos are by Dennis Price. Dennis usually provides a free copy of all the photos from these events and makes them available to the membership at our monthly meeting. There should also be a copy available soon through ASMS's lending library. Check the club's website. Just click the 'Lending Library' tab for the titles that are available and the details for borrowing them. Happy viewing!



Just like the Affordable Health Care Act, the end of the early enrollment period for paying your club dues is fast approaching. ASMS yearly club dues are \$20.00/individual and \$25.00/family. The rate goes up \$5.00 per category on April 1st. Save some money, avoid aggravating Jeff (any more than usually) and pay your club dues. In the immortal words of Jesse James...."Pay Up, Sucker!"

Humblest apologies to David Mack. In the February issue of the Sprue Examiner, David was inadvertently left out of the list of ASMS club winners at the recent San Antonio model contest, ModelFiesta, It may be safe to say the David won more awards than the rest of our club, combined. Sorry for the omission.

Frank



The 787 has now got its battery troubles behind it, with a daily direct service between Austin and London operated by British Airways starting in March. Boeing also had a Korean Air 737-9 in the static park.

Other civil transports on static display included a CRJ-900 in the colors of China Express, as well as, other members of the Bombardier business jet family (BD100-1A10, BD700 Global 5000, and BD700 Global 60000; Embraer 135, 145, and 190

(the latter in the colors of now-defunct Ukrainian airline



Aerosvit);

ATR 72-600 promoting its eco-friendliness; and a Sukhoi SSJ-100 in the colors of Aeroflot. The SSJ-100 should soon be starting flights into the US from Mexico, operated by Interjet.



A full-scale model of the Scaled Composites Spaceship 2 in Virgin Galactic colors marked the first appearance of a "space plane" at the show.



Agusta-Westland dominated the helicopter displays, both in the static (AW101 Merlin, AW109E, AW139, AW139/HH-139A, & full-scale model AW169 and AW189) and in the air (AW 139, AW169, and AW189). Four AW159 Wildcats also arrived mid-week.

Other helicopters included Bell 407GX, Bell 429, full-scale model of the Bell 525; four Bell-Boeing MV-22B's (alternating in both static and flying displays, and recently

ordered by Japan); Eurocopter AS.332M1, EC145/UH-72A, EC175; NH-90, and Sikorsky S-70i.

Military aircraft included first-timers KAI T-50 (three of nine aircraft of the ROKAF's Black Eagles demonstration



team were present with one aircraft in the flying display) and YAK-130 (one aircraft both static and flying) jet trainers, as well as a

T-90 Calima (an enlarged Lancair Legacy FG) of the Columbian Air Force (along with a C-130H in a striking color scheme).



Other trainers included a BAE Hawk T.2, Beech T-6C, Pilatus PC-21, and full-scale model AerMacchi M346. Boeing F/A-18F, Eurofighter Typhoon FGR.4, SAAB Gripen C, and Lockheed F-16C were present for both static and flying displays, and a Gripen NG (recent winner of the Brazilian Air Force fighter contest) and F15E were present in the static.



Boeing C-17, Lockheed C-130J, Alenia MC-27J, and CASA C-295M were also present in the static.

Other aircraft in the static park included a number of Beech King Airs, Cessna Caravan and Citation 510, Britten-

Norman Islanders, Dassault Falcon 2000LX and 7X, Diamond DA-42s, Dornier Do.228, DC-10 tanker (from Omega), Pilatus PC-12/47E, Piper PA-31, SAAB 340B, Tecnam P2006, Vulcanair P58TC, Viking DHC-6-400, and Phillips Speed Twin.

Many of these aircraft were fitted with varied observation equipment in the form of cameras and radars.



Remotely-piloted/UAV platforms were also present and included static examples from Alenia (Falco UAV, Falco EVO, Sky-Y), Boeing (Scan Eagle), and others.

A steady stream of business aircraft, from Cessna Citations to Boeing BBJs, and numerous helicopters brought visitors to the show before the flying displays and returned to take visitors home after the displays.



A watchful eye on the flying display was kept by an overhead radar-equipped Reims Cessna 406 operated by Caledonian Airborne Systems Ltd.

On the wish list for the forthcoming show would be a real flying F-35, rather than a static full-scale model; after all, the 100th production aircraft was completed in December 2013.

Dennis



<http://www.farnborough.com>

Support Your Local Hobby Shop



Monthly Program Schedule by Ron McCracken, Vice-President

Month	Presenter/Subject
March	Quarterly Contest/Open
April	Mike Poole/ Gloss Finishes
May	TBA
June	Quarterly Contest/Open
July	Bob Bethea/ Figure Painting Essentials
August	TBA
September	Quarterly Contest/ Bondo Special
October	TBA
November	TBA
December	Quarterly Contest/ White Elephant

If you're interested in making a presentation at one of our club meetings contact Ron McCracken at: ron_mccracken@att.net

1/48 WWII Luftwaffe Fighter Pilot Mid-Late War Figure

by Floyd S. Werner, Jr. IPMS # 26266

MSRP: \$12.25

If you've contemplated, built or painted any figures you will no doubt run across the name of Mike Good. He is the world's best figure sculptor. He is well known for the perfect proportions, excellent faces and natural poses.



Mike's latest work for *Ultracast* is a Mid-Late War Luftwaffe pilot. Packaged in the typical *Ultracast* style of a zip lock bag attached with a staple to a card stock backing.

In this case the card stock carries a photo of the actual figure painted up from the front. This will be very helpful to the modeler.



The figure itself is molded in light caramel colored resin that is perfectly cast with no bubbles or blemishes anywhere. There are five pieces of resin.

The largest is the single piece body with minimal flash between the legs. Clean up will be a breeze.

Then there are the two arms with the right one being placed on the hip while the left one looks relaxed at the side. The arms are attached at a natural seam so assembly will be easy.

Two heads are included. One head has the flight helmet with goggles. The other one has a billed cap. Either one will be interesting.



The world's best sculptor, flawless resin, easy clean up, a natural pose, perfect proportions, excellent face along with the choice of two heads, you can't ask for more in a figure. The price makes this a great first figure for modelers

wanting to practice their painting. This Luftwaffe pilot is another winner from *Ultracast*.

Highly recommended.

Thanks to *Ultracast* for the review copy. You can obtain your copy by contacting them directly at www.ultracast.ca.

While there check out all their other figures, aftermarket parts, including seats, props, and wheels.. When you order directly there will be a \$9.95 CDN shipping and handling charge worldwide.

Floyd

 HobbyTown USA

www.hobbytown.com

Bren Gun Girl by Mike Lamm

As model builders, we spend a lot of time honoring the equipment that helped the allies win World War II. March is Women's History month, so I thought it'd be a good idea to honor the women who contributed to building that equipment.

This series of photos was taken stateside by Howard R. Hollem and Alfred T. Palmer during 1942-43. These color portraits were produced by the U.S. Office of War Information to depict the role of women in the US war effort, and are currently part of the Library of Congress, Prints and Photographs Division collection. This series of photos depicts "Rosie the Riveter" in action.

Created in 1942 to represent American women working in factories across the country building war materiel and supplies, "Rosie" got her name from a 1942 song of the same name by John Jacob Loeb and Redd Evans.

However, the fictional image of Rosie was actually adapted from real life Canadian, Veronica Foster, who was Canada's poster girl for the women's war efforts in Canada as, in my opinion, the much cooler "Ronnie, the Bren Gun Girl".



Although, Rosie the Riveter depicted those women working in factories, the vast majority of working women during World War II worked in non-factory positions.

After the war, Rosie went on to inspire the women's empowerment movement, by showing that women were just as capable working in male-dominated industries and at doing a "man's job".

All of the following images were shot on 4x5 color transparency film and are the digital file from the original transparency. The original captions are included too.



Women are contributing their skills to the nation's needs by keeping our country's planes in top-notch fighting condition, Corpus Christi, Texas. Wife of a disabled World War I veteran, Mrs. Cora Ann Bowen (left) works as a cowler at the Naval Air Base. Mrs. Eloise J. Ellis is a senior supervisor in the Assembly and Repairs department.

[Note: Notice the weathering on the wing support, the oil and grease marks on the PBV body from the overhead engines...and **both** recessed and raised panel lines.]


Oyida Peaks riveting as part of her NYA training to become a mechanic at the Naval Air Base, in the Assembly and Repair Department, Corpus Christi, Texas

[Note: Good bare metal and yellow zinc chromate color representation.]



Painting the American insignia on airplane wings is a job that Mrs. Irma Lee McElroy, a former office worker, does with precision and patriotic zeal. Mrs. McElroy is a civil service employee at the Naval Air Base, Corpus Christi, Texas. Her husband is a flight instructor.

[Note: Who says you need an airbrush and masks to paint insignia? We'll have to ask Bob for tips on showing "patriotic zeal" when painting figure.]



Women workers install fixtures and assemblies to a tail fuselage section of a B-17 bomber at the Douglas Aircraft Company plant, Long Beach, Calif. Better known as the "Flying Fortress," the B-17F is a later model of the B-17, which distinguished itself in action in the south Pacific, Germany and elsewhere. It is a long range, high altitude, heavy bomber, with a crew of seven to nine men, and with armament sufficient to defend itself on daylight missions.



An A-20 bomber being riveted by a woman worker at the Douglas Aircraft Company plant at Long Beach, Calif.

This girl in a glass house is putting finishing touches on the bombardier nose section of a B-17F navy bomber, Long Beach, Calif. She's one of many capable women workers in the Douglas Aircraft Company plant. Better known as the

"Flying Fortress," the B-17F is a later model of the B-17 which distinguished itself in action in the South Pacific, over Germany and elsewhere. It is a long range, high altitude heavy bomber, with a crew of seven to nine men, and with armament sufficient to defend itself on daylight missions.



Mike



IPMS/USA National Convention

August 6-9, 2014

Hampton, Virginia

www.ipmsusa.com/

Spreading the Good News, and MORE ! by Barabbas Jones

I finished a model recently – Woo HOO ! – great to get one finished, but I'm not writing to brag about that but rather I want to share with you the flash of inspiration that followed.

I was discarding the sprues, the box, the instruction sheet, etc. when I noticed on my desk the day's mail. And full of junk mail it was, as usual.

In the junk mail were the usual credit card and insurance offers which contain business reply mail envelopes for returning the applications. (You see where this is going?)

I have always felt that we modelers are duty bound to share the good news of scale modeling. So instead of throwing that instruction sheet from my completed model away I stuffed it into a business reply mail envelope and mailed it off.

Brilliant!!! It kills two birds with one stone. It spreads the good news of scale modeling to at least one and possibly more perfect strangers and at no cost to me! AND it is a tiny counter punch against the never ending barrage of junk mail.

You send me junk mail? Yeah, I'll return it and give you something to brighten your day too – and on your dime.

Can you imagine the joy of the person opening that envelope? "Oh ,WOW! Look at *this!* An instruction sheet for a super duper scale model kit! I used to build these as a kid and great fun it was too. Why I used to build them and then blow them up with firecrackers. One time when I blew up my brother's model he got really...

Why, I think I'll stop at the hobby store on my way home and pick up a kit to build tonight. This is AWESOME! "

Or, alternatively, the reaction could be "What the hell is this?"

Either way, I wish I could be there to see that envelope opened.

Carry on model buds, and share the good news.

Barry

Tip O' The Month By Ron McCracken

[Editor's Note: In response to an inquiry of our illustrious vice-president comes this modeling technique for replacing those less than stellar clear plastic bits (windows) provided by the manufacturer with clear resin.]

I use a product called *Easy Cast* clear casting epoxy, which I obtained at Michael's.

The windows have to be cast before the fuselage is assembled, because the epoxy is poured into place from the inside of the kit parts

You start by making sure the outside surface of the aircraft around the window is clean and polished smooth.

A piece of clear packaging tape (3M is good) is then stuck on the outside and pressed down to give a tight seal around the edge of the window. This forms your casting mould.

Once the tape is in place, mix the epoxy per the directions, and fill the window opening from the inside.

It is best to add the epoxy a drop at a time, using something like a toothpick to drop it into place (this helps prevent trapped air pockets).

Also, be sure to completely fill the window opening, as surface tension will create a "fisheye" effect if you don't use enough material.

Then, set the fuselage half aside for the required 24 hours of cure time before removing the tape.

From this point, all you have to do is protect the outside surface of the window from getting scratched or otherwise marred during assembly and painting.

Ron



<http://kingshobbyshop.com/>

Old Rumors/New Kits 2G

Aaron Smischney, Golzar Shahrzād, Jeff Forster, Mike Poole, Randy Bumgardner, Rick Herrington

Armor

Greetings armor fans!

Let's start with *Dragon*. Up first is a new T-34 variant. This one is a captured German one called 'Rommelkist Turreted T-34'. It's supposed to be out around May.



What's *Italeri* up to? A 100% new tooled LMV Lince. We just have some artwork for this but rumor has it that this will be out by summer.

Looks as if *Tamiya* is following up their original FT-17 kit with a new variant. This one has a different main gun and comes with a menacing figure. :)

This kit is in 1/16th scale but the FT-17 was a pretty small tank so this should be manageable for your display shelf.



Next up is a new civilian car: "German Civilian Car with gas rockets." This is actually an early 1980's BMW which will go nicely with *DioParks* other recently released "German Car", which is a Mercedes.

This one comes with a nice looking figure and gas rockets in the trunk. What's interesting with these 1/35th scale car kits is that they have more options than the traditional 1/24th scale models, stuff like workable trunks and doors.



Let's check in with *AFV Club*. I'm a fan of IDF tanks so this one is very welcome by me.

I feel bad for the resin companies...this release is another variant that was once only doable with an expensive conversion kit.

In the armor world . We need a new rule: Wait! It will come out in plastic, eventually.

That's the highlights.

'Til next time!

Aaron



Sci-Fi/Gruesome Figures

Let's start off with a great list of new stuff coming out from our great model companies.

Let's start off with *Moebius*. They plan on releasing a classic version of the Battlestar Galactica in 1/4105 scale, this will be followed by the Chariot/Space Pod from the TV series 'Lost in Space' in 1/35th scale.

A really great looking kit coming out from these same folk's is the Battlestar Galactica Colonial One, as well as, the classic Batman and Catwoman kits.




A Jonny Quest Dragonfly Aircraft, the 'Man of Steel' General Zod, as well as, a 'Man of Steel' Superman in 1/8th are coming our way.



Polar Lights is coming out with an Alien Queen in 1/9th scale. This should show up around June. Another kit is the Batmobile with Batman and Robin 1/25th scale.

A great resin kit of Executive Officer Kane from *Alien* in 1/9th scale looks really good. A U.S.S. Reliant in 1/1000 scale should be out by June.



Also announced by *Cultvman* is the future release of a Wicked Witch of the West kit, a kit of Marvel's Mighty Thor, and a new Galileo Shuttle kit.

Revell is releasing a 1/24 scale Gemini Space Capsule SSP, followed by the Saturn V in 1/144 scale. This is a new kit as well as a Shuttle Launch Tower in 1/144 scale. A new Space Shuttle Atlantis in 1/144 scale is coming, as well. A large scale X-Wing (reported to be around 1/32nd scale) will be making its way to us soon.



Pegasus is coming out with a Haunebu II German Flying Saucer, a MLEV-5 in 1/32nd scale. A T2 tracked robot in 1/35th scale, also reported as coming in the future, will be two classic spacecraft from the movies, Luna and the Cosmostrater.

Hasagawa is releasing a MK44 Machinen Krieger in 20th scale. A Space Pirate Battleship Arcadia in 1/1500 scale is coming out, as well.

MPC will be releasing the Space 1999 Moonbase Alpha in 1/3200 scale for those of you who missed it the first time around.



I don't know about you but I can't wait for some of these kits to get here!

Jeff

Automotive

When *Protar* went bust around 2000 most of the firm's tools went to *Italeri*. Good thing, as the company has recently re-released the most impressive plastic motorcycle kit in history. Most 1/6th scale bike kits have a few more parts than their smaller siblings but this model is incredible. The engine and drivetrain are molded in clear plastic so you can see all the pistons, synchros, so on. The part count is a whopping



[1/6 *Italeri* Moto Guzzi California]

That's *Pocher* Classic territory for a mere \$320. I'm really glad this model is back and with cleaner molds and better presentation for a new generation.

Check out a video demo at : <http://www.youtube.com/watch?v=6blm8saHZiA>

Karmann Ghia Coupes proved so popular, that over half a million were produced and sold in twenty years.

This large scale kit, from *Revell*, features detailed engine, dual exhausts, under body, interior with over 200 parts. It's available now at around \$60.



I couldn't leave the automotive section without at least ONE Ferrari kit! *Model Factory Hiro* continues their 1/43rd lineup (brail scale) with this new issue of a classic subject.

Most of the kits so far have been all white metal castings and photoetch, so I expect this one to be the same. There are no pictures of the actual kit yet but orders are being taken at the "factory". Expect it to retail around \$130.

There are no pictures of the actual kit yet but orders are being taken at the “factory”. Expect it to retail around \$130.



Keep the shiny side up and the greasy side down.

Mike

Aircraft

By the time you read this Spring is sprung (or, almost sprung) and the cold weather is in the rear view mirror.

We've got some cool new stuff coming down the pike and some of it is already in the shops.

First up, *Revell's* new Stearman is on the shelves. Their new Stearman can be built as either a PT-17 or the Navy N2S-3. Word on the street is that it's a nice kit with good fit. It's certainly a great deal for a kit that hasn't been produced since the old *Lindberg* kit.



Revell of Germany's new tool Me 109G-10 is due to hit the U.S. soon. It's already out in the rest of the world, so we can't be far behind.

I'm also waiting on their new tool Spitfire Mk.II which is due out sometime this year. Hopefully sooner rather than later... Not that I don't have enough to do, but you know...

Everyone's favorite WWI model company has just announced their first release of 2014. *Wingnut Wings* announced the Roland D.VIb (Benz Bz.IIIa) amidst a roar of approval from their admirers.



Well, maybe not a roar, but people are happy about it. The kit will feature the typical fare from *Wingnut Wings*. Great

detail, great fit, great instructions, and well, a great kit. Of course, it's in 1/32nd scale because that's all they do over there.

Tamiya, everyone's favorite shake-n-bake kit manufacturer, have announced a new Viper for May. They will be releasing a new 1/72nd scale F-16CJ (Block 50) this May.

Now, the small scale modelers will have a chance to build a very nice Viper, just like the bigger scale modelers. I'm not sure if it is a scaled-down version of their 48th scale kit, I am sure it will be a very nice kit.



I mentioned this last month, and I still think we should keep our eyes peeled for this... *Roden's* new 1/72nd scale C-123B Provider.

It should be a nice kit – with a few little niggles here and there. Nothing that some good old fashioned modeling skill can't take care of in a jiffy. I wonder if somebody will cook up some Air America decals for it... Do we even need any decals for that? Just paint it silver and there you go?

Lastly, in the “I'm Not Going To Trade Places With You” Category, *HpH Models* have announced their next release.



It's a double boxing, so you'll get a twice is nice surprise. They are releasing a V-1 and Ohka in 1/32nd scale. It's not your ordinary English Grandmothers V-1 either.

It's the Fiesler Fi 103 Reichenberg – the manned version of the V-1. These are resin kits with clear resin windscreens and turned metal exhausts

That's it for this month. Short and sweet. Now, go build a model before the weather gets nicer... 'til next month.

Randy

RS Models 1/72 North American P-51 by Ron McCracken

While back, *RS Models* issued a kit of what many consider to be the ultimate Mustang, the P-51H.

The kit is issued in two boxings, one for regular Air Force units, a second for Air National Guard units. In the case of the Air Guard issue, markings are provided for the Massachusetts, New Hampshire, New Jersey, Pennsylvania, and Texas Air Guard.



Some of the markings are very colorful indeed as can be seen from the photo of my completed Pennsy Air Guard aircraft.

Each set of markings is illustrated on the back of the box in full color, and these illustrations furnish your decaling and painting instructions.



The kit is molded in light gray plastic with a single-piece clear injection molded canopy. Kit engineering is fairly typical for P-51 kits, with a one-piece lower wing half that incorporates the main gear wells and attaches to the bottom of the fuselage.

Resin parts are provided for the main landing gear wheels and armament (2 X 500 lb bombs, 6 X 5 inch HVAR rockets) as well as some landing gear parts.

Detail is quite good for this scale, with fine recessed panel lines, walled-in main gear wells, and full cockpit detail. Even a gun sight is provided.

The only things you need to add to the cockpit are trim knobs on the port side control console, a throttle lever, and seat belts.

Going the extra mile, the radiator tunnel is walled in with a radiator included, and the variable exit ramp for same is a separate part, allowing the builder to choose open or closed configurations.

Fit overall is quite good with one exception, and that is the canopy. I found it necessary to carefully trim away the lower interior edges of the canopy to achieve a gap-free fit onto the top of the fuselage. Otherwise, only a normal amount of attention to parts fitting is required.

The propeller and spinner is a three-piece affair consisting of the propeller hub and blades (one part - thankfully) and a front and rear half of the spinner. However, if you want the prop to remain movable, you'll have to cobble up a prop shaft and retainer on your own.

I have one assembly recommendation, and that is to leave the attachment of the very delicate tail wheel assembly until after the model finishing and decaling is complete. Otherwise, you are assured of breaking it.

Decals are thin, with a gloss finish, and go down onto a coat of Future quite well. A light brush-on of Solvaset ensured no silvering.

RS Models, while perhaps not yet up to *Tamiya* or *Hasegawa* standards for parts fit, is nevertheless achieving a high standard, and on subjects not well covered by other manufacturers.

This one I can recommend without reservation.

Ron



Put On Your Travelin' Shoes

For those who may have attended the award ceremony at latest model contest in San Antonio, ModelFiesta, you would have notice the large contingent of modelers from Monterrey, Mexico.

IPMS/ARME in conjunction with Hot Wheels MTY are hosting a model show of there own on 28/29 of June.



In fact, this will be the fourth year of that enterprise. And, we're invited.

There has been some loose talk of a group from ASMS trekking down to Mexico to join

in the two days of fun and modeling.

There are some modelers from both San Antonio and the Houston area in like discussions about breaking out a few peso's and goin' south.

The room rate quoted is in pesos. (Current exchange rate is 13 to 1.) The room tariff **does not** include an 18% surcharge/room tax. You do get a buffet breakfast (desayuno buffet), free WiFi (Internet inalámbrico en todo el hotel), indoor swimming pool (alberca techada), unlimited local calls (llamadas locales illimitadas and a gym (gimnasio). Thus ends the Spanish lesson.

Don't be too concerned about your lack of Spanish mastery. There is something everyone, everywhere does in the same language — *smile!*

Quarterly Contest Schedule

Our clubs quarterly contests are held on the last month of each quarter. Here are the dates and themes for 2014.



Date	Theme
March 20	Open
June 19	Open
September 18	'Bondo' Special
December 18	White Elephant



<http://www.hillcountryhobby.com>

Four Points
BY SHERATON
Galerías Monterrey

Tarifa Especial para **ARME**

HABITACIÓN EJECUTIVA

\$500.00

más impuestos 18%
Sencilla o Debe


Beneficios de la Tarifa:

- DESAYUNO BUFFET
- Llamadas locales illimitadas
- Internet inalámbrico en todo el hotel
- Gimnasio
- Alberca techada
- Business Center
- Family Room

Vig. 28 al 30 de Junio 2014

RESERVACIONES
Tel. (81) 83891610
Lada sin costo: 018005000090
reservacionesgalerias@fourpointsmonterrey.com.mx

For those wishing for some not all that distant land to go to that doesn't require a passport (Something you **will need** if attending the ARME show in Monterrey) you might consider joining the fine folks of Albuquerque Scale Modeler's for Chile-Con 3 June 6/7, 2014 in of all places Albuquerque, New Mexico.



From ASM club president Tony Humphries comes the following: Albuquerque Scale Modelers are hosting the upcoming IPMS Region 10 convention at the Elegante Hotel in Albuquerque, New Mexico, on June 6-7th 2014.

Whilst we understand that your chapter is not within Region 10 and that travel may be difficult given the distances involved, we would like to extend an invitation to you to attend, if you can. You would be most welcome and we would certainly love to see you here!



Chile-Con will be a celebration of all things plastic and model-related and as the convention coincides with the 70th Anniversary of D-Day, the event will be themed accordingly.

Included in the attractions, we hope to have a full vendor room, some wonderful models both on display and in competition, a make-n-take, presentations and the added

bonus of real WW2 military vehicles in attendance from our local military vehicle preservation society.

For further information please visit the event website: http://www.abqscalemodelers.com/Region-10_Chile-Con-3_Home-Page.htm

The Regional contest is being held at the MCM Elegante Hotel and Event center. (You on your own with the Spanish.) The hotel is sponsoring at special room rate of \$81.00 per night.

No mention of surcharges/room tax but it is a hotel, they all have one. There is an important date to keep in mind if thinking about going...the reservation cut-off date is May 15th. Beware the Ides of May!



<http://www.mcmelegantealbuquerque.com/>

Whilst it may not be as exotic as Mexico, it is the 'Land of Enchantment.'



[Farnborough revisited]



In the latest issue of...

IPMS/USA Journal
 January + February 2014
 Volume 26, Number 01

- **IPMS/UK 50th Anniversary Tour** - Celebrating half a century by seeing the sights, By Ron Bell
- **The IPMS/UK 50th Anniversary National Convention** - Putting the "International" in IPMS, By Randy Ray
- **Taking Her Deep** - Riich Models' 1:200 scale Late War Gato Class Submarine, By Mike Fleckenstein
- **Heavy Helo Hauler** - Building a Winning 1:48 MH-53E Sea Dragon from the Academy kit, By Kelly Quirk
- **New Kit, Old Crow** - Examining the details of Zoukei Mura's new 1:32 P-51D Mustang, By Tim Schubert
- **Boeing, Boeing, Done!** - Putting the Finishing Touches on AMT's ARIA RC-135 kit, By Richard C. Engar

Join IPMS/USA!

IPMS/USA is an organization dedicated to the fun of Scale Modeling. Started by Jim Sage of Dallas, Texas in 1964, there are now IPMS branches all over the world.

As part of your IPMS/USA membership, you will receive *The IPMS Journal* six times a year. In it you will find stories of interest on subjects such as aircraft, armor, automotive, ships, and figures. You will also find listings of IPMS contests and swap meets, hints and tips, and reviews. Membership also qualifies you to participate in IPMS/USA sanctioned Regional Contests, as well as our world-famous National Convention, held each summer.

As a member, you'll also be able to access our online **Member's Forum** where a wide variety of society and modeling topics are discussed. In addition, many hobby shops around the county offer discounts to IPMS/USA members. To join IPMS/USA, simply use the form below or go to www.ipmsusa.org and click **Join IPMS/USA!**

For any questions or problems regarding your membership application or renewal, please contact the IPMS/USA Officer Manager, Ms. M.J. Kinney manager@ipmsusa.org.

IPMS/USA NEW MEMBER APPLICATION

IPMS No.: _____ Name: _____
(leave blank) FIRST M. LAST

Address: _____

City: _____ State: _____ Zip: _____

Phone: _____ email: _____

VISA/MasterCard Account # _____ - _____ - _____

Exp. Date: _____

Signature: _____

Adult: \$25 Junior (17 years old or younger): \$12 DOB: _____

Canada & Mexico: \$30 Other Foreign: \$32 Foreign Air Mail: \$55

Family (Adult dues + \$5, one set magazines, # of membership cards required: _____)

If recommended by an IPMS member, list his/her name and member number _____ (name) _____ (IPMS#)

IPMS/USA

**P.O. Box: 2475
 North Canton, OH 44720-0475**

Check out our web page: www.ipmsusa.org



Austin Scale Modelers Society
c/o 1228 W. San Antonio Street
San Marcos, Texas 78666

www.austinsms.org

Next Meeting:

March 20, 2014

at

Austin Old Quarry Library
(7051 Village Center Drive)

7PM to 8:45PM

Program: Quarterly Contest



2014 Lone Star Figure Show
March 20/22 2014
DFW Airport Marriott South
Ft. Worth, Texas

For more information: <http://www.lonestarfigureshow.com>