



2009 IPMS/USA Newsletter of the Year
2009 IPMS Region VI Website of the Year



Vol. 18, No. 5

Newsletter of the Austin Scale Modelers Society

May 2010

SPRUE EXAMINER



DML's 1/35th Ersatz M10 Built Straight Out-Of-The-Box

Model by Pat Rourke
Text by Eric Choy

When DML announced they were working on releasing an Ersatz M10 two or three years ago, I was not sure if it was another "vapor" project to scare their competitors off from doing one. It finally showed up in late summer last year at King's, and I thought it would be cool to build and finish a model the same year it came out. To meet the self imposed December 31st deadline, I decided to break my usual habit of super-detailing and go for a speedy out-of-the-box build.



Construction

The construction was pretty straightforward. Here is a list of minor anomalies I encountered along the way:

- Like most 1/35th scale armor kits on the market, if you glue the rear plate to the upper hull first,

you can save the trouble of fixing the gap on the back of the engine deck where the upper and lower hulls meet. This kit is no exception. Take my advice for I have suffered enough while building my share of armor models. (If you think I'm wrong, just ask Bruce Burden what happened to his first DML Ersatz M10!)

Another reason for gluing the rear plate to the upper hull first is to line up the armored cover that sits on top of the Kisten storage bins (photo A). If you don't, you won't be able to fit the mufflers through the two tiny openings on the armored cover.

- DML engineered the suspension in such a way that all the road wheels can be positioned independently to represent the tank on uneven terrain. While this is good news for anyone who wants to attach the model to a realistic base, extra care must be given to depict the model sitting on a flat surface. I glued all the torsion bars level and let them dry thoroughly before attaching the road wheels. This will also help the installation of the tracks later on.

- The armor plates around the turret are molded in one piece (part P, photo B). You can attach

(continued on page 4)

ASMS is on the Internet

@

www.austinsms.org**Our Sponsors:**

Austin Armor Builders Society
www.austinarmorbuilders.com

Pioneer Flight Museum

Kingsbury Aerodrome, Kingsbury, TX

South Texas Auto Modelers**Texas Military Forces Museum**

Camp Mabry, Austin, TX



8810 N. Lamar Blvd
Austin, TX 78753
Tel: (512) 836-7388
Email: kinginfo@kingshobby.com
www.kingshobby.com



Email: wmbros@sbcglobal.net
www.williamsbrothersmodelproducts.com

Phil Brandt	Eric Choy
Rick Cottingham	Bill Delk
Jeff & Angela Forster	The Kachoris Family
Adela Huerta	Larry Jones
Pat Olsen	Dennis Price
Lindsay Renfroe	Ion Tesu
John Seaman	Rick Willaman

Upcoming Events**Model Shows**

IPMS/NCT, Scalefest, Irving, TX	June 5
HMSNEO 2010 Show, Tulsa, OK	June 11-12
IPMS/Metro Oklahoma City, Soonercon 2010, Oklahoma City, OK	June 26
Squadron Eagle Quest XIX, Grapevine, TX	June 24-26
IPMS/USA National Convention, Phoenix, AZ	August 4-7

Local Club Meetings

Austin Armor Builders Society, Austin Public Library Yarborough Branch	June 2
Central Texas Scale Modelers Society, Harker Heights Activities Center	June 17
Lone Star Military Miniature Society, San Marcos Public Library	June 19

Other Events

ReaperCon 2010, Denton, TX	May 20-23
War in the Pacific Model Contest, King's Hobby, Austin, TX	May 22
Close Assault: 1944, Camp Mabry, Austin, TX	May 29-30

Support Our Troops!

IPMS/USA is currently seeking a new contact for **The Iraq Model Network**. Any individual, chapter, or industry supporter who wishes to make a donation to support the initiative of provide model kits, supplies and reference materials to our servicemen and women serving in combat zones in Iraq, please visit the IPMS/USA website (www.ipmsusa.org) and click on the Support The Troops page link.

**ASMS Officers & Chairpersons for 2009-10**

Mike Kachoris president, mjk005@excite.com	262-3404
Rick Herrington vice president, lehr3@sbcglobal.net	259-8565
Angela Forster treasurer, agforster@aol.com	331-4644
Eric Choy secretary & editor, asmsnews@austin.rr.com	249-9184
Mike Gilsbach webmaster, mike@gilsbachdesigns.com	258-2952
Milton Bell IPMS/USA coordinator, rmbell36@gmail.com	454-2395

Austin Scale Modelers Society (ASMS) is chartered chapter of International Plastic Modeler's Society (IPMS/USA). ASMS meets on the third Thursday of each month except for December. Annual dues for full membership are \$20 (individual) or \$25 (family).

The views expressed in this newsletter are those of the authors. ASMS does not endorse the contents of any article.

Mike's Montage...

As most of you all know, one of my duties being the Big P "President" is to write a few words for our fine newsletter every month. Well for the past week, I have been trying to sit down and write something before I get my friendly reminder from our editor. Every time I was ready to think and write, I was distracted by someone or something; it was either "honey, can you help me" or my son needing help with his homework. So I thought I will try to write it at work. There is always a little time between projects to get in some writing, right? Wrong! The month of May so far has been one of the busiest with many equipment breakdowns and numerous customer needs.

But even with all the distractions I encountered, I was able to persevere and find the time to write and finish this article before I received my reminder. So when you are all set, ready to start working on your model and you're unexpectedly distracted, don't despair. Keep at it and you will persevere in finding the time to enjoy your favorite hobby.

Hope you all have a great month. See you at the meeting. ✍️

Mike

Back In The Saddle Again (Yes, Again): VP Rick Herrington



At the meeting last month, we were surprised to see our ex-VP **Rick Herrington** in attendance. Rick was away in Kerrville, TX taking care of his sick mother for the last few months. We were all saddened by the news of her passing but glad to see Rick back with us here in Austin.

Rick expressed his wish to continue to be our veep, and with the blessing of **Tim Robb**, our VP for the last thirty days, and the unanimous approval of the membership, Rick is back to finish his term for the rest of 2010. We want to express our sincere gratitude to Tim again for his service (shortest ever in ASMS history), and we look forward to seeing Rick at the front of the room again. ✍️

Editor



2010 Monthly Meeting Program Schedule



May*
June
July
August*
September
October
November*

Eric Choy
Mike Kachoris
Ken La Ronde
Phil Brandt
Mike Broussard
Karl Leidy
Angie Forster

* denotes Quarterly Contest Nights

If your name is on the list and you know your program topic already, please notify your editor (**Eric Choy**) or webmaster (**Mike Gilsbach**) so it can be published in this newsletter and on our website. ✍️

Editor



No Bull From Tamiya! OOB Review of Tamiya's 1/48th Komatsu G40 Bulldozer

by Eric Choy, IPMS #44323

A Japanese bulldozer in 1/48th scale! Now who would want such a kit?

Well, you better hold your laugh as this little kit was one of the best sellers at this year's AMPS International Show at Auburn, Indiana. The Komatsu G40, according to Tamiya's instruction, was the first Japanese domestically produced bulldozer. Based on the design of a farm tractor with a hydraulic dozer blade, it was built for the Imperial Japanese Navy to speed up airfield construction in the Pacific (before the arrival of G40, apparently Japanese airfields were all built by hand!). About 150 were produced between January 1943 and August 1945. They were used extensively both abroad and at home, especially during the reconstruction years after the end of WWII.

(continued on page 7)


(DML's 1/35th Ersatz M10 continued)

this part to the turret the hard way by following DML's instructions, or you can do it the easy way by flipping the turret over and assembling from the bottom up. Building the thing upside down saved me a lot of time and headaches.

Photo A



Photo B



- Magic Tracks are included in this kit with special track links around the drive sprockets. Unfortunately, an insufficient number of these special track links is provided, and I ended up converting some of the Magic Track links by opening their teeth holes.

- The glacis machine gun is completely blocked from view by the frontal armor plate, so don't bother building it. I have yet to see a photo of an Ersatz M10 with its MG34 sticking out.



- Beware two different mantlet covers are provided. The wide one is for building a late Panther G based Ersatz M10 with chin mantlet. Since I chose to model "B4," an early model G, I used the narrow cover.

When I finished building my model, I ended up with quite a large number of unused parts. I suppose they will come in handy some day when I build another Panther again.

Painting and Weathering

I "primed" my model with a coat of Tamiya *Dunkelgelb* (XF60) to make it look like a German tank to begin with. Look closely and you will find Dark Yellow on the inside road wheels and the surfaces between the turret and the armor plates. I then applied a light coat of Tamiya Olive Drab (XF62) to depict a hasty finish. The road wheels also received a lighter coat of Olive Drab as if the paint job was fading.




The tracks were brushpainted with Humbrol Metalcote Steel and washed with a mud/rust fixture thinned with acrylic thinner.

Otto Skorzeny's *Operation Greif* was a top secret mission, and it would make sense that his Ersatz M10s had spent some time hiding in depots prior to the Ardennes Offensive. A 45-ton non-moving tank is a 45-ton rusting tank. Reddish brown is more appropriate than shiny silver for paint-chipped and bare metal edges.

To break up the monotone of the Olive Drab overall, I gave the tank a slight color variation with artist oil paints using Russ Holm's filtering method. Then I dullcoated the model with my trusty mixture of Tamiya Clear (X22) and Flat Base (X21). After it dried, I lightly drybrushed with a mud color before applying the final dull coats. I like to add a couple drops of base color to my dull coat to tie everything together. For the turret and the upper hull, I added Olive Drab. I used Mud for the wheels and tracks to give it a dirty look.



Conclusion

It took me about a month to build and two weeks to paint my Ersatz M10. I'm glad I spent the time and money for this unique subject. 

Pat

SCALEFEST 2010



BIRTHPLACE of IPMS/USA

Special Theme:
"Best D-Day
1944 Invasion Aircraft"



**Saturday,
June 5th, 2010
9am - 5pm
Wyndham DFW AIRPORT
North Hotel**

**4441 W. John Carpenter
Freeway
Irving, TX 75063
(Highway 114 &
Esters Blvd)**

The Glossy Side

by Michael Broussard

Welcome to The Glossy Side!

This year's **Lonestar Rod & Kustom Round Up** was held at the **Travis County Expo Center** on April 10th. Lots of rat rods, hot rods, street rods. There were vendors selling car parts, shirts, decals, vintage clothing, and more. I took a lot of pictures and found a lot of ideas for customizing my kit projects. I will definitely be back next year.

Aside from the cars, it was great seeing people dressed like they did in the 50s and 60s. They even had a barber there cutting hair and giving 1950 hairstyles. The sights, sounds, and smells were wonderful. It was a great trip back in time.



Here are some Fall Releases for 2010 for Revell/Monogram:

85-4272	1/25	2010 Ford Mustang GT
85-4249	1/25	Kurtis Midget Racer Eldebrock V8 with trailer
85-4267	1/25	Kurtis Midget Racer Offenhauser with trailer

SSP Series:

85-0060	1/24	Black Widow Ford Model T
85-7162	1/25	1959 Ford Galaxie Skyliner

Special Editon Series:

85-4253	1/25	1948 Ford Custom Coupe
85-4278	1/25	1963 Chevy Impala SS (2in1)

Street Burner Series:

85-4276	1/24	1985 Ford SVO Mustang
85-4285	1/25	1967 Chevelle SS 396

Motor City Muscle:

85-4273	1/25	2002 Camaro (2in1)
85-4275	1/25	1972 Olds Cutlass Supreme Custom (2in1)

Tom Daniel's:

85-4266	1/24	Ice "T"
85-4298	1/24	Tirantula

Ed Roth's:

85-4297	1/25	The Beatnik Bandit
---------	------	--------------------

Trucks:

85-7214	1/24	1980 Ford Bronco (2in1)
---------	------	-------------------------

Cars:

85-4280	1/24	1958 Ford Thunderbird Convertible (2in1)
85-4269	1/25	1955 Chevy Bel Air Convertible
85-4271	1/25	1959 Cadillac Eldorado Biarritz Convertible

If you have a question or a suggestion on a topic, just email me at MBTX08@gmail.com.

Enjoy the hobby! 🛠️


Michael



Italeri 1/48th UH-1H

by Floyd S. Werner, Jr., IPMS #26266

Well, I finally finished something I can share with all of you, the Italeri 1/48th UH-1H upgraded with Fireball Modelworks' Aircraft Survivability Equipment and decals. I used a Cutting Edge (now Cobra Company) Fuel Bladder. There was some scratchbuilding inside, but it is pretty invisible now.



The Italeri kit is far from perfect. In fact, I can't believe we don't have an accurate UH-1D/H/V in any scale. What a shame.

I also noticed that until the Werner's Wings Walk Around DVDs, there were very few Huey references for the model builder.

I hope you enjoy the Huey. It is a nice finished model. The real one flew like a school bus but it was fun. ✂

Floyd



Werner's Wings Latest News

from Floyd S. Werner, Jr.

Hello everyone! Things are going well for Werner's Wings. We just sold out of our 1/48th limited edition Messerschmitt Bf-109V-13/V-14 conversion set. I still have some extra decals, but that is about it. My V-14 was in the February issue of Scale Aviation Modeler International (SAMI), and my AH-1S (Mod) was in the March issue of SAMI as well.



For the latest product news, please check our website www.wernerswings.com and also my blog at <http://floydwerner.wordpress.com>. ✂

Floyd




Volunteer Modelers Needed for USS Lexington Museum Display

Randy Barnes, an IPMS/USA member out of the Corpus Christi area, is working with the Lady Lex Museum On The Bay Association to redo the museum on USS Lexington. He is asking for volunteers to build and donate models for the museum's new display. If you are interested in participating, please contact me (Mike Kachoris, mjk05@excite.com) or Mr. Barnes (shspr@shsrockport.org) directly. ✂

Mike

(Tamiya's 1/48th Kotomatsu G40 Bulldozer OOB Review continued)

As far as I know, this is the first time any one has offered an injection plastic military bulldozer in 1/48th scale. I obtained my copy from the HobbyLink Japan table at the AMPS International Show at a dirt cheap price of USD \$13. I suspect this is a domestic Tamiya release as it includes a bonus sheet printed entirely in Japanese describing the preservation of a G40 and its homecoming back in 1979.



Inside the 6x10 box are two plastic part sprues, a decal sheet, and a photo-etched fret with four PE parts. The total plastic part count is low; 50 for the bulldozer, and four for the figure that came with the kit.



The first thing I noticed was the tracks are molded together with the running gears, and there is no seam line to clean up. Big cheers for Tamiya for being so considerate, and one should have no problem cranking this baby out in a weekend.

Tamiya suggests IJN grey (XF-75) for the overall of G40, but I suspect in the field it could be painted in any color that matched the environment it was in. Somewhere on the bonus sheet it mentioned yellowish color patches still visible on the homecoming G40, so I think I will do mine in Dark Yellow instead.

I can see this kit built up to a handsome standalone model, but it would be even more interesting to see it being used in a diorama setting. With the recent surge of interest in the history of the Pacific War due to the TV mini series *Pacific*, don't be surprised to see Tamiya upscale this bulldozer model to 1/35th scale just as they did with the Citroën and the Tilly! ✂

Eric

IPMS/Houston's Modelmania 2010 Recap



Tim Wallace's F-15J "White Dragon" won 3rd place in the 1/32nd Aircraft category.



Another unusual subject from Bondo Industries: 1/72nd Soviet Mil V-12 "Homer."



Frank Clements of Seabrook, TX standing behind his Steam Launch "Susie." Frank built this fully functional steamboat from scratch.



Rob Liles shared a third place win in the Artillery category with his 14th Century Bombard.



The Best Aircraft went to this 1/48th Dornier Do.335A by Ed Rains.



A well deserved first place winner in Horror Figure: Pete Fantasia's Nightcaller. Somehow I don't think anyone would decorate his/her bedroom using this model!



A very busy diorama titled "1917" by John Ford of Houston. Notice the pidgeon wagon in the foreground!



The Show Theme "Fabulous Fifties" award went to ASMS member Mike Poole's 1958 Ferrari 250 Testa Rossa.



Mike also took home the Judges Grand (Best of Show) Trophy with this 1961 Ferrari 250 GT SWB. A glorious day for ASMS. Way to go, Mike!

Kudos to Milton Bell for taking all these photos for us. Here's a list of ASMS members who won. Many thanks to Tom Moon of IPMS/Houston for sending us the winner list.

Name	Place [Category]	Subject
Milton Bell	1 st [Origin to '35 1/48]	Junkers D-1
	1 st [Multi Eng Prop 1/72]	PRU Mosquito
	2 nd [Single Eng Prop 1/48]	Spitfire Vb
	2 nd [Multi Eng Prop 1/48]	B-25J
Bob Bethea	1 st [Figure 55mm to 119mm]	CSA Infantryman
	1 st [Mounted Figure]	Bronco Buster
	1 st [Bust]	Celtic Chieftain
	1 st [Figure Diorama]	Terror of the Seas
Phil Brandt	3 rd [Rotary/Tilt Wing]	Mil V-12 Homer
	3 rd [Multi Eng Prop 1/72]	AC/NC-123K
Jack Johnston	2 nd [Box Stock]	Bf.109G-6
Michael Poole	1 st [Competition Closed Wh]	'58 Ferrari 250
	1 st [Street/Stock]	'61 Ferrari 250 GT
Tim Robb	3 rd [Single Eng Prop 1/48]	P-47D Razorback

Special Awards

Bob Bethea	Ed Thacker Memorial (Best Storytelling Diorama)	Terror of the Seas
Michael Poole	Best Automotive	'61 Ferrari 250 GT
Michael Poole	Fabulous 50s Theme Award	'58 Ferrari 250
Michael Poole	Best of Show	'61 Ferrari 250 GT



**Model Contest:
War In the Pacific
May 22, 2010**

On May 22, 2010, King's Hobby will host a model contest honoring the combatants in the Pacific Theatre (PTO) of WWII. Entry will be limited to subjects specific to the theme of PTO. Judging will be facilitated to the parameters of IPMS rules by an experienced panel, and gift certificate prizes will be awarded to the first, second, and third place winners in each category.

The categories will be as follow:

- #1 - Armor 1/35 and Larger
- #2 - Armor 1/48 and Smaller
- #3 - Figures
- #4 - Aircraft 1/48 and Larger
- #5 - Aircraft 1/72 and Smaller
- #6 - Ships All Scales

Free registration of your model may be completed any time in the week prior to the contest. Registration ends at 1PM on May 22. Judging is scheduled between 1:30PM and 3:30PM, and the award ceremony begins at 4:30PM.

We look forward to seeing your entries!

Old Rumors & New Kits

Welcome to May, although it's half gone. We've had the first two major shows of the year; San Antonio and Houston, and now we can look forward to the Dallas show next month. A number of ASMS members made the trek to Stafford for the Houston meet, and we had a pretty good time. We took our share of trophies and "showed the colors" so to speak. I'm sure we will do as well at Big D. You can find a list of winners and photos of the Houston show in this issue.

At the moment the big Shizuoka Hobby show is underway, and all the Japanese manufacturers, and a few others, are busy showing off their latest and greatest. Not much is really new. Much of it has leaked out in drips and dribbles over the last few months but here are the main items of interest of scale modelers.

First up is the latest 1/32nd Spitfire kit. This time it's a Mk.VIII. The Mk.IX was a great success and proved to be a very popular subject. It's probably one of the best aircraft kits ever produced and the Mk.VIII appears to be every bit as good. Plus, you can use some of the "spare" parts for mods to the Mk.IX.

For 1/48th fans, Tamiya is saying that they have completed the Zero collection with their new A6M3 Type 22. Indeed this is a very good kit of the type. The 22 was held back so that the Type 32 (Hamp) could be produced. When that production run was over, the Type 22 was built. All were built by Mitsubishi so be careful what colors you choose for landing gear, interiors, other details. This new kit uses parts from the previous A6M5 Zero but has a new wing, cowling, and some detail parts for the cockpit. I have the A6M5 kit and must say it's very well designed and has plenty of details. It's not cheap, but Tamiya has thrown in some PE for the folding wing-tips, a mask for the clear parts, and four figures. And as usual there are markings for at least three aircraft. It's an excellent kit.

For car builders, Tamiya is offering a very nice looking Lotus 79, 1978. This is a model of the Formula One car that won the German Grand Prix in 1978. It's black, shiny, and has gold markings. It's Sharp!

Tamiya also showed some other cars that should do well. For a "street car" you can't beat the Aston Martin DBS and for color, check out the Porsche 935/78 "Moby Dick" Martini. If German road cars are your thing, there's the Mercedes-Benz McLaren. All these are 1/24th scale.

They also showed several new motorcycle kits including a very clean and colorful Honda CX500. There are a couple of Suzuki RGB 500 bikes as well. As usual for competition machines, they are colorful.

As for armor, there are some new and some "not so new" pieces, but these may have some surprises. The Russian BT-7 model 1935 is all new. It comes with two figures in a kneeling pose that

look pretty good on the hobby show layout. This is a 1/35th scale kit as are the SU-85 and SU-122. The 122 comes with a weathering set plus seven figures.

Tamiya often "borrows" tools from other companies for model kits released only to the Japanese market. If you see that they have released a Staghound Mk.III or a Leopard I A5 or even an Arado Ar.196A, don't be surprised. These are Italeri molds that you have probably already seen.

Hasegawa was also showing off new products and as usual most have been announced before. Ranking high in desirability are the 1/72nd Ju.188, the Heinkel 111 *Zwilling*, and the F-16I. The initial release of the 1/32nd Bf.109F will be accompanied by a resin figure of Marseilles.

For some strange reason, Hasegawa has decided to release its own version of the Lotus 79 1978 German Grand Prix car. This one will be in 1/20th scale.

They also announced a 1/144th scale J-Air Embraer 70, a really nice looking commercial airliner. Speaking of that "little" scale, be on the look-out for a Platz A4M in this scale plus a series of Century Fighters; the F-100, F-105, and F-106. Platz is also releasing a 1/72nd kit of the Global Hawk UAV. This model really shows how large the Hawk is. You will be surprised.

And for something really big, you can save some room for the BattleStar Galactica kit that's advertised as 1/4105th scale! It is BIG and shows the ship in construction.


Still new and available locally, is the Czech Model T-33 in 1/32nd scale. If you bought the 1/72nd Trumpeter F-100C and wanted the D model, now is your chance to have them both. The D model hit the shelves last week.

Likewise, the 1/48th Komatsu Bulldozer from Tamiya is here and should work into a nice diorama if not just a nice model of an obscure subject. Personally, I have ideas for a diorama. Hmm...


Vision Models' BA-64B Soviet Armored Car is out, and Dragon has a Panzer III Ausf.F Smart kit, both in 1/35th naturally.

Special Hobby has a 1/48th model of the Martin Maryland, Mk.I/Mk.II. It's in the pipeline but not in the LHS at the moment.

Revell is reissuing several older kits so in case you missed out on Monogram's oldies but goodies, you can pick up the B-26, B-29, F-15E and some others very soon. The B-26 is here now but in limited re-issue. Revell of Germany has released their 1/32nd Eurofighter "Typhoon," and it's a good looking kit.

That's all for May. I look forward to seeing many of you at the Dallas Show next month. Check page two for date and place. Until then, go build something. 

MB



In the latest issue of...

IPMS Journal

March/April 2010
Volume 22, Issue 2

• **Constitution and By-laws Amendments** — Don't let others decide for you, VOTE!

• **Second-hand Hummel** — Building Dragon's SdKfz 165 as a Syrian Bumblebee, by Mark Aldrich;

• **Framing with Fiberglass** — Trouble fitting vacuformed canopies to resin kits? by Mike "Psycho" McLeod;

• **Constructing Harry** — Converting Trumpeter's big carrier into USS Harry S. Truman, by Kelly Quirk;

• **Featherweight Fighter** — Putting a polish on Bell's XP-77 in 1/48th scale, by Bart Cusumano;

And much, much more!

By Modelers
— For Modelers®



Join IPMS/USA!

IPMS/USA is an organization dedicated to the fun of Scale Modeling. Started by Jim Sage, of Dallas, Texas, in 1963, there are now branches of IPMS all over the world.

As part of your IPMS/USA membership, you will receive *The IPMS Journal* six times a year. In it you will find stories of interest on subjects such as aircraft, armor, automotive, ships, and figures. You will also find listings of IPMS contests and swap meets, hints and tips, and reviews. Membership also qualifies you to participate in IPMS/USA sanctioned Regional Contests, as well as our world-famous National Convention, held each summer. As a member, you'll also be able to access our online **Member's Forum** where a wide variety of society and modeling topics are discussed. In addition, many hobby shops around the county offer **discounts** to IPMS/USA members.

To join IPMS/USA, simply use the form below or go to www.ipmsusa.org and click **Join IPMS/USA!** Payment may be made via personal check, money order, or credit card. Applications using Check or Money Order should be printed upon completion of the registration process and mailed to:

IPMS/USA
Dept. H, P.O. Box 2475
North Canton, OH 44720-0475

For any questions or problems with your membership application/renewal, please contact the IPMS/USA Officer Manager, Ms. M.J. Kinney, at manager@ipmsusa.org

IPMS/USA NEW MEMBER APPLICATION

IPMS No.: _____ Name: _____
(leave blank) FIRST M. LAST

Address: _____

City: _____ State: _____ Zip: _____

Phone: _____ email: _____

VISA/MasterCard _____ Account # _____ - _____ - _____

Exp. Date: _____

Signature: _____

Adult: **\$25** Junior (17 years old or younger): **\$12** **DOB:** _____
 Canada & Mexico: **\$30** Other Foreign: **\$32** Foreign Air Mail: **\$55**
 Family (Adult dues + \$5, one set magazines, # of membership cards required: ___)
 If recommended by an IPMS member,
 list his/her name and member number _____ (name) _____ (IPMS#)

IPMS/USA

P.O. Box: 2475
North Canton, OH 44720-0475

Check out our web page: www.ipmsusa.org

**Next Meeting:
May 20th, 2010
at
Austin Yarborough Library
(2200 Hancock Drive)**



Austin Scale Modelers Society
Eric Choy
13213 Marero Drive
Austin, TX 78729

