



SPRUE EXAMINER



Building Monogram's P-47D Razorback

by Tim Robb, IPMS #34705

Yeah, it's an old kit, so what? I built it and loved it. Having fun is what model building is all about, remember?

The kit represents a middle production P-47D Razorback model with underwing pylons and centerline drop tank attachment point. It comes with a 108 gallon pressed paper centerline tank, 500 lb bombs for the wings, and bazooka rocket tubes. The P-47 I chose to model is Lt. Quince Brown's P47D-5 or D-6 "Okie," an early production machine. This required removing the underwing pylons as the pylons were installed standard at the factories beginning with the D-15 model.

Here are the weaknesses of the kit and what I did about them:

1. Raised panel lines. Nothing.
2. The drop tank attachment point is inaccurately molded for the ease of assembling instead of

accuracy. I replaced it by sanding it off and drilling four little holes and inserting plastic rod.

3. There's a big seam in each wheel well where the wings attach to the fuselage. Filling and sanding them would obliterate the nice surface detail in the wheel wells. So I covered the seams with plastic strip.

4. The gun blast tubes are molded in line with the wing dihedral instead of level. I left the error be and did not bother to correct it.

5. The wing tip lights are not molded as clear parts. I cut them out and replaced with clear epoxy, sanded to shape, and polished back to clear.

6. The landing light is molded as a raised circle on the undersurface of the wing. I beveled it out with my Dremel tool and put in an MV lens.

Here are the strengths of the kit as I see them:

1. Nicely molded cockpit detail. Super detailers will want better, but this is a nice interior with very few parts, and it builds up fast. The

(continued on page 4)

ASMS is on the Internet

@

www.austinsms.org**Our Sponsors:**

Austin Armor Builders Society
www.austinarmorbuilders.com

Pioneer Flight Museum

Kingsbury Aerodrome, Kingsbury, TX

South Texas Auto Modelers**Texas Military Forces Museum**

Camp Mabry, Austin, TX



8810 N. Lamar Blvd
Austin, TX 78753
Tel: (512) 836-7388
Email: kinginfo@kingshobby.com
www.kingshobby.com



Email: wmbros@sbcglobal.net
www.williamsbrothersmodelproducts.com

Phil Brandt	Eric Choy
Rick Cottingham	Bill Delk
Jeff & Angela Forster	The Kachoris Family
Adela Huerta	Larry Jones
Pat Olsen	Dennis Price
Lindsay Renfroe	Ion Tesu
John Seaman	Rick Willaman

Upcoming Events**Model Shows**

IPMS/Metro Oklahoma City, Soonercor 2010, Oklahoma City, OK	June 26
Squadron Eagle Quest XIX, Grapevine, TX	June 24-26
KC AMPS/2010 Military Vehicle Model Show, Topeka, KS	July 9-10
IPMS/USA National Convention, Phoenix, AZ	August 4-7

Local Club Meetings

Austin Armor Builders Society, Austin Public Library Yarborough Branch	July 7
Central Texas Scale Modelers Society, Harker Heights Activities Center	July 15
Lone Star Military Miniature Society, San Marcos Public Library	June 19

Other Events

Central Texas Scale Modelers Society Annual Model Auction	July 15
Living History Program, National Museum of the Pacific War (Nimitz Museum)	June 19-20
Living History Program, National Museum of the Pacific War (Nimitz Museum)	July 3-4

Support Our Troops!

IPMS/USA is currently seeking a new contact for **The Iraq Model Network**. Any individual, chapter, or industry supporter who wishes to make a donation to support the initiative of provide model kits, supplies and reference materials to our servicemen and women serving in combat zones in Iraq, please visit the IPMS/USA website (www.ipmsusa.org) and click on the Support The Troops page link.

**ASMS Officers & Chairpersons for 2009-10**

Mike Kachoris president, mjk005@excite.com	262-3404
Rick Herrington vice president, lehr3@sbcglobal.net	259-8565
Angela Forster treasurer, agforster@aol.com	331-4644
Eric Choy secretary & editor, asmsnews@austin.rr.com	249-9184
Mike Gilsbach webmaster, mike@gilsbachdesigns.com	258-2952
Milton Bell IPMS/USA coordinator, rmbell36@gmail.com	454-2395

Austin Scale Modelers Society (ASMS) is chartered chapter of International Plastic Modeler's Society (IPMS/USA). ASMS meets on the third Thursday of each month except for December. Annual dues for full membership are \$20 (individual) or \$25 (family).


The views expressed in this newsletter are those of the authors. ASMS does not endorse the contents of any article.

Mike's Montage...


Wow, what a weekend! You can call me the host master. The weekend of the 12th and 13th went from one extreme to the other. It was the weekend of plastic styrene and leather. I entertained and enjoyed friendships from two worlds.

On Saturday the club had its annual picnic and auction. The turnout was about the size that we usually have. Some new faces were there, and there were old faces that were missed. It was good to see new "blood" come and have a good time. Your auctioneer may have gone over the "top," and I apologize if anyone was offended by my antics. I had a great time providing some sort of entertainment. I would like to thank Margarita and Miriam for helping in the kitchen while Sally was away at work. They were a great help.

I also belong to a motorcycle group based out of Mexico. The ROT rally was the same weekend as our picnic, so I decided to invite my motorcycle brothers to a late breakfast on Sunday. About fifteen of my motorcycle brothers stopped by, and it was like a small parade through the subdivision when they arrived. I think they enjoyed my cooking?

So this was a good weekend. Seeing old friends, making new ones, and having fun. Isn't that what life is all about? Hope you all have a great month. See you at the meeting. 

Mike



All the good food and exciting auction action made your editor neglect his duty of taking photos of this year's picnic on June 12. The only picture I captured all day was Pat Rourke's daughter Melissa playing with our prez's canines using my low-res phone camera! Well, better one than none. My apology to everyone.

Editor



2010 Monthly Meeting Program Schedule




June
July

Mike Kachoris
Ken La Ronde
"Modeling 27BP-P"

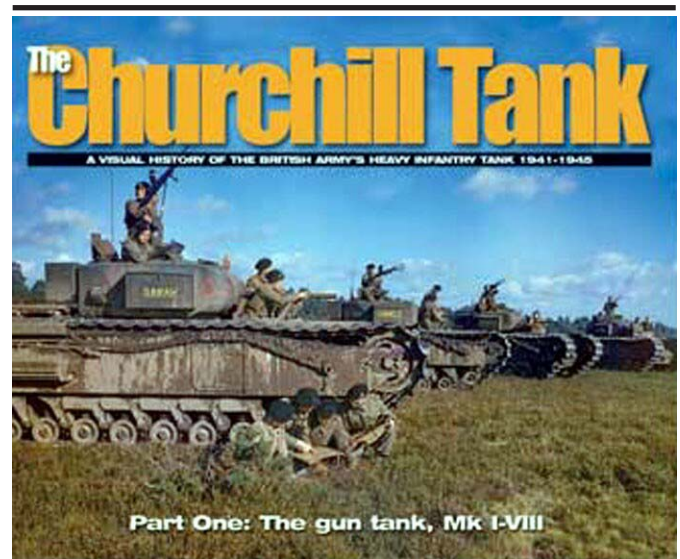
August*
September
October
November*

Phil Brandt
Mike Broussard
Karl Leidy
Angie Forster

* denotes Quarterly Contest Nights

If your name is on the list and you know your program topic already, please notify your editor (**Eric Choy**) or webmaster (**Mike Gilsbach**) so it can be published in this newsletter and on our website. 

Editor



The Churchill Tank

by David Doyle

ISBN 978-0-9773781-9-7, Cost \$19.99

Reviewed by Eric Choy, IPMS #44323

Even though the Churchill Infantry was not the most powerful tank in the Allies' arsenal, it was one of the few heavy enough to stop Hitler's panzers in the early days of WWII. Together with the lighter cruiser tanks, Churchills were able to "hold the lines" till lend-lease Shermans arrived in quantity to make up the losses after the Dunkirk evacuation. Between 1941 and 1945, over 7300 Churchills were produced. There were eleven marks (variants) of the gun tank version, and the lower hull was basis for numerous "funnies." (e.g. armor recovery, mine-clearing, bridgelaying, flamethrowing Crocodile)

Taking full advantage of the surge in interest in Churchill due to AFV Club's recent 1/35th releases, Ampersand Publishing, the company that brought us *MMIR* and *Axis & Allies*, has published a new series of books on the subject. Available already is the first book titled "Part One: The Gun Tank, Mk. I-VIII."

It is nice to see all the marks of the Churchill gun tank being equally covered in this book. The author, David Doyle, devotes special attention to the early Mk.I and II variants. Seldom do we see photos of them, and I'm impressed with the collection he has gathered here. Also of interest is the NA75 variant where a Sherman 75mm gun was mounted upside down so to not disturb the existing gunner and loader positions in a Mk.IV turret. This enables a Churchill to fire High Explosive rounds as the Mk.IV 6pdr gun fired solid shots only. Over 120 of these conversions were made in Algeria (hence the "NA" - North Africa designation), and photos of them are rare. If you are interested in building this crossbreed, you'll need this book; there are six pages of photos you can use as references here.

Most of the B&W photos are taken from various museums in the UK (Imperial War Museum and Tank Museum in Bovington) and the US (Patton Museum) with a few coming from private collections. The quality of the photos is absolutely top-notch. The clear and clean images make identifying details an easy undertaking. Doyle wastes no ink in telling the history of the tank as one can simply google it on the Internet. Instead maximum effort is placed on the captions of each photo, and what a fine job he did on that.

Perhaps the best part of this book is the price tag. For a guy like me who is generous on kits and stingy on reference material, I have no hesitation coughing up only \$19.99 for a fine book like this one. I have no doubt you would do the same if the Churchill tank is your cup of tea as well. I can't wait to see what the second book in the series has to offer.

Highly recommended. 

Eric



Volunteer Modelers Needed for USS Lexington Museum Display

Randy Barnes, an IPMS/USA member out of the Corpus Christi area, is working with the **Lady Lex Museum On The Bay Association** to redo the museum on *USS Lexington*. He is asking for volunteers to build and donate models for the museum's new display. If you are interested in participating, please contact me (**Mike Kachoris**, mjk05@excite.com) or Mr. Barnes (shspr@shsrockport.org) directly. 

Mike

(Building Monogram's P-47D Razorback continued)



instrument panel has raised detail that is perfect for drybrushing. Mine is built right out of the box with the addition of aftermarket seatbelts.

2. Nice crisp surface detail on the control hinge lines, engine, one piece cowling (recessed lines on this part), and various access panels. The crispness of the molding takes a wash very well. I have built some kits that did not have crisp hinge lines and getting the wash to darken up those hinge lines to look good is difficult on those kits. The Monogram P-47 kit is excellent here.

3. Good attachment points for the gear struts makes building this kit up with proper alignment easy.

4. Builds fast and easy!




I finished the model with Testors ModelMaster enamels. The nose art and squadron codes came from MicroScale sheet number 48-2. An old decal sheet for an old kit! I don't know how long that sheet has been in my decal box. Over fifteen years for sure. The sheet does not provide any insignia, so I had to look



elsewhere in my spares box for insignias with red surrounds. I dig red surrounds with both shovels.

I enjoyed building this kit quite a lot, and I'm sure I will build more of them since there are so many marking options available for it. There are two more I like just on the MicroScale decal sheet that I used.

Go build a model! 

Tim



2009 Blakesburg Fly-In

Photos by G.R. Dennis Price

On the way to attend his daughter's wedding in Minnesota last year, Dennis could not resist a stop at Blakesburg, Iowa to photograph a fly-in. The theme of the event was the early days of corporate aviation featuring Howard aircraft. Dennis managed to capture many colorful and unusual birds we normally do not see here in Texas.



This Cessna LC-126C (N1ZB) is the military version of the 195 Businessliner. The 190/195 were Cessna's only post-war radial engined aircraft, according to the entry in Wikipedia.



One of the stars of the show: Howard DGA-15 (NC663H). Most of the DGA-15 produced during WWII ended up in the US Military as officer transports and ambulance planes.



N111EJ is a Rose Parrakeet replica built in 1993.



This G-3/600 (N419RA) is a light sports aircraft made in Germany by Remos Aircraft Company.



A whale-like Jason VCA-3 (N70MM).



This Miller BIPE C (N64RM) is in dire need of a make-over.



Advertised as the "World Safest Plane" in its hay days, this 60+ years old Ercoupe 415-C (N3256H) is still flying.



A very rare four-seat Harlow PJC-2 (NC65296). Only 11 were built, and four of them served in the USAAF during WWII as UC-80.



Another twin-tail Ercoupe 415-C showed up in a strange livery that somewhat resembled a P-38 Lightning.



A Bückker 131 Jungmann (N628BJ) in Czech livery. Most of Luftwaffe's Bü.131 were built by Aero in Prague during WWII.



This very shiny Ryan SCW-145 (NC18914) is a corporate asset of Firestone Tire and Rubber Company.



A picturesque view of a Beech D18S (N411J).



Werner's Wings 1/35th UH-1 Fuel Bladders

from Floyd S. Werner, Jr.

Hello everyone! The UH-1 Fuel Bladders are ready for release. There are three separate sets, Full, 3/4 Full, and 1/2 Full. Make sure you get the one that you want/need. These will work in either the UH-1N or the UH-1D/H.



Stock #35-04 (\$10)
Full-Left Side Only




Stock #35-05 (\$10)
3/4 Full-Left Side Only



Stock #35-06 (\$15) 1/2 Full- Left and Right Side

Thanks goes to Jürgen Dietz for the masters and Chris Miller (Cobra Company) for his help and casting.

While you are ordering, don't forget to pick up a copy of the latest Rotorwash Walk Around Series DVD: Long Bodied UH-1 Hueys. I hope to get the website (www.wernerswings.com) updated shortly to reflect these changes.



Remember: modeling is fun!

Floyd

IPMS/NCT's Scalefest 2010

If there were many members that made the trek to the Dallas show this year, I was not aware of it. Russ Holm, Pat Rourke, and I went up the day before for some local sightseeing and Squadron's open house. At the show we only managed to see Jack Johnston, Rick Willaman, Ion Tesu, John Seaman & Sons, and Marc Hobbs at the King's table. Where was everybody?

This year Scalefest was held inside the Wyndam Hotel at the DFW Airport. While the venue was a definite improvement over the Grapevine Community Center, there was a still an uneasy feeling of crowdedness in both the model display room and the vendor area. I'm sure the good people of NCT will be working on that next year.

We made stops at Squadron on both days, and I was surprised by the light attendance of the open house. There were not too many bargains on the discount table. Maybe all the good stuff will be at Squadron's very own EagleQuest show instead?

For a change, Russ, Pat, and I had nothing to "declare" at the contest (as none of us brought any to compete). We hit the road early, and before 6PM we were back in Austin already.

Editor



The much improved model display room.



A well detailed 1/48th TBF, complete with a cut-away interior.



A big scale (1/24th) Harrier "jump jet" in USMC marking. This Airfix kit is more than 35 years old!



This heavy armored Dornier Do.335 "Pfeil" stood out in the 1/48th prop category.



Check out the nice finish on this DML 1/35th Elephant Tank Destroyer.



Not too often do we see WWI armor in shows. This finely built German Sturmpanzerwagen A7V is a 1/35th model by Tauro of Italy.



A huge Star Trek Enterprise built from scratch.



A clever display of H.L. Hunley, an American Civil War submarine, in three different scales.



Old Rumors & New Kits

Welcome to summer in Central Texas. Okay, I know it's hot but look on the bright side—paint dries fast!

The club has just finished our major fundraising event, the annual BBQ and auction, and I hope we raised a bunch of money. If you attended and found some bargains, that's great. If you didn't, you missed some excellent company, good food and the opportunity of support the club financially.

Remember, these events are basically to add some funds to the club's coffers. Any good deals you can make are just gravy for the modeler. It also helps you weed out the model stash of those duplicates or kits that you know will never get built. My rule is I never bring home more than I donate. This time I actually bought two (2) helicopter kits. It has been a long time since I actually finished a chopper. But, who knows?

There was one kit I was really interested in but I was soon outbid. It's the brand new Eduard Fw.190D Profi Pack which contains two complete kits. When the bidding reached my personal limit, I decided I really didn't need another Dora right now. Maybe later.

This is a fine kit and comes packed with some fine goodies and from what I hear makes a good Fw.190D-11 or Fw.190D-13. Markings are from newly discovered records of the type.

Since we are on the subject of Eduard kits, you may be interested to know that they are releasing an Su-22 with markings for five aircraft. This is probably a re-use of the tool for the Academy(?) kit but with a good selection of color PE, resin, mask and new markings. It's a limited release so we may or may not see it locally.

Eduard's Fokker Eindecker is still current and will soon be joined by an *Oeffag* 253 (early Albatros) in July and a weekend edition of the Pfalz DIIIa with a new set of markings.

And Eduard has a lot of what made them famous; Photoetched detail sets. Their new stuff ranges from exterior fuselage and wing panels for the new 1/48th Kinetic Hawkeye as well as plenty of interior details and there are plenty of sets for the new 1/32nd scale kits, including the Tamiya Spitfire Mk.IX.

If you like the older lines of 1/72nd kits from Airfix, you will be happy to know that they are reissuing many of these very kits. Nice thing is, many are still very reasonably priced.

Russia's Zvesda was once considered almost substandard in their kit production. Well, that has all changed. If their earlier series of La-5 and La-7 kits weren't enough to convince you that this Russian company was doing quality work, you should get ready to check out their 1/48th Bf.109F-2. From all accounts, this is the most accurate Frederick on the market and many

stores have run out. I would expect it your LHS very soon. From the photos of the runners I've seen, it has ample detail and has detail usually missing from previous kits. And with the price in the mid-thirties, it's reasonable.

I assume Zvesda keeps its quality in its other current releases such as the 1/35th L4500R Maultier, the 1/144th Boeing 767-300, the 1/72nd MiG-31, the 1/72nd Greek Trireme or even the 1/350th Russian cruiser *Varyag*. There seems to be something for everybody.

Tamiya has sent a special display copy of their new 1/35th Russian BT-7 fast tank to King's Hobby just so customers can see what's coming. If you want a BT-7, you won't have too long to wait; release date for this early Russian tank is July.

AFV Club shows a 1/35th Grant, El Alamein campaign for future release as well as a SdKfz.164 *Nashorn* self-propelled gun. AFV is also showing their 1/35th sIG 15cm Heavy Infantry Gun with the finned RA projectile mounted and ready to fire! It's still a neat looking gun.


If you have ever tried to dress up a substandard landing gear on and airplane model, you know what a bear this simple sounding job can be. Enter Scale Aircraft Conversions and their white metal replacement landing gear struts. I've seen some nice pieces in white metal and even some in brass that look really sharp. But they were usually for larger scales and for something other than what I was building. Their latest releases, however, are for some 1/144th airliners to an F-84G and even the new F-22 Raptor.


The new kits from Hobby Boss will include a 1/48th F6F-5N Hellcat and a 1/32nd Il-2 *Stormovik* with skis. I'm anxious to see how good that Hellcat is and just how big that Il-2 is.

If you are looking for big scale kits, I hear that one of the well known Czech makes will soon release a 1/32nd Nate. Now that's the proper scale for the little Japanese fighter. No word yet on when to expect it.

If you buy many Hasegawa aircraft kits, you are familiar with the work of Shigeo Koike whose paintings are used for the boxart. His latest collection of aircraft, Flying Colors 3, has now published.

And finally for those who are interested in the uniforms that Japan's Army wore during WWII, Concord Publications has just the book for you. Their new title *Warriors of Imperial Japan: 1941-1945* is available now.

That's about all I have for this month. I expect more new stuff to come our way soon. Until then, support your local hobby shop, recruit new members, and go build a model. 



In the latest issue of...

IPMS Journal

March/April 2010
Volume 22, Issue 2

• **Constitution and By-laws Amendments** — Don't let others decide for you, VOTE!

• **Second-hand Hummel** — Building Dragon's SdKfz 165 as a Syrian Bumblebee, by Mark Aldrich;

• **Framing with Fiberglass** — Trouble fitting vacuformed canopies to resin kits? by Mike "Psycho" McLeod;

• **Constructing Harry** — Converting Trumpeter's big carrier into *USS Harry S. Truman*, by Kelly Quirk;

• **Featherweight Fighter** — Putting a polish on Bell's XP-77 in 1/48th scale, by Bart Cusumano;

And much, much more!

By Modelers
— For Modelers®



Join IPMS/USA!

IPMS/USA is an organization dedicated to the fun of Scale Modeling. Started by Jim Sage, of Dallas, Texas, in 1963, there are now branches of IPMS all over the world.

As part of your IPMS/USA membership, you will receive *The IPMS Journal* six times a year. In it you will find stories of interest on subjects such as aircraft, armor, automotive, ships, and figures. You will also find listings of IPMS contests and swap meets, hints and tips, and reviews. Membership also qualifies you to participate in IPMS/USA sanctioned Regional Contests, as well as our world-famous National Convention, held each summer. As a member, you'll also be able to access our online **Member's Forum** where a wide variety of society and modeling topics are discussed. In addition, many hobby shops around the county offer **discounts** to IPMS/USA members.

To join IPMS/USA, simply use the form below or go to www.ipmsusa.org and click **Join IPMS/USA!** Payment may be made via personal check, money order, or credit card. Applications using Check or Money Order should be printed upon completion of the registration process and mailed to:

IPMS/USA
Dept. H, P.O. Box 2475
North Canton, OH 44720-0475

For any questions or problems with your membership application/renewal, please contact the IPMS/USA Officer Manager, Ms. M.J. Kinney, at manager@ipmsusa.org

IPMS/USA NEW MEMBER APPLICATION

IPMS No.: _____ Name: _____
(leave blank) FIRST M. LAST

Address: _____

City: _____ State: _____ Zip: _____

Phone: _____ email: _____

VISA/MasterCard _____ Account # _____ - _____ - _____

Exp. Date: _____

Signature: _____

Adult: **\$25** Junior (17 years old or younger): **\$12** **DOB:** _____

Canada & Mexico: **\$30** Other Foreign: **\$32** Foreign Air Mail: **\$55**

Family (Adult dues + \$5, one set magazines, # of membership cards required: _____)

If recommended by an IPMS member,
list his/her name and member number _____ (name) _____ (IPMS#)

IPMS/USA

P.O. Box: 2475
North Canton, OH 44720-0475

Check out our web page: www.ipmsusa.org

Next Meeting:
June 17th, 2010
at
Austin Yarborough Library
(2200 Hancock Drive)



Austin Scale Modelers Society
Eric Choy
13213 Marero Drive
Austin, TX 78729

