



Vol. 16, No. 10

Newsletter of the Austin Scale Modelers Society

October 2008

SPRUE EXAMINER



Bandai 1/72nd Cosmo Zero

by

Kenny Roady, IPMS # 39973

The year is 2199, and Earth is dying. It is not from human's arrogance or ignorance; it's from the Gamilon Empire's vicious assaults. The planet bombs from Gamilon have poisoned the Earth's surface and forced everyone underground just to survive. But the poison is slowly seeping deeper and deeper. In a year, no one will be able to survive.

All seems lost, but after the tragic battle for Pluto, a message arrives. Queen Starsha of Iscandar offers the gift of Cosmo DNA, a machine that will heal Earth. But we have to travel 148,000 light years to get it. Can we make the round trip in less than a year?

So begins the saga of Star Blazers, one of the first successful Japanese anime series in the U.S. I sat enthralled by the adventures and the really cool ships. And, just as with any other show that caught my fancy, I wanted to build models of all the gadgets.

Bandai answered the call with a series of Star Blazer kits. They have teeny ones (1/1000th or so) and big ones (1/350th). While I like the big ships, I love the little fighters. Bandai's 1/72nd Cosmo Zero fit the bill, so I got it.

Upon opening the box, I could tell there would be a lot of work to do if I wanted more than a toy. Consisting of blue/gray, yellow and smoky clear parts, one of the first things that I noticed was that the "cockpit" was a flat area on the upper fuselage that one glued the pilot's head on. Another thing that stimulated my AMS reflex was the teeny engine exhaust. This is a fighter right? We need MORE power, so a fix was planned for this, too. Other than this, what can I say? It's a Bandai sci-fi kit.

Anyone who knows me knows that I'm a Phantom Phreak. And so, it should be no surprise that my spares box is full of Phantom parts. I found that a 1/72nd scale Fujimi Phantom rear cockpit looked really convincing as a starfighter cockpit, so it was enlisted. I also needed the instrument shroud and grabbed that as well. Also, I grabbed that kit's landing gear and

(continued on page 4)

Our Sponsors

These are some of the organizations and individuals which help make Austin Scale Modelers Society possible:



Austin Armor Builders Society
www.austinarmorbuilders.com



AUSTIN MODEL CARS
http://groups.yahoo.com/group/AustinModelCars/



IPMS-USA Alamo Squadron
www.alamosquadron.com

South Texas Auto Modelers



2500 West Palmer Lane, Suite 80
Austin, TX 78727
Tel: (512) 246-8904
Email: hobbytownaustin@gmail.com



8810 N. Lamar Blvd
Austin, TX 78753
Tel: (512) 836-7388
Email: kinginfo@kingshobby.com
www.kingshobby.com



Email: wmbros@sbcglobal.net
www.williamsbrothersmodelproducts.com

Phil Brandt Kachoris Family

Dennis Price Ion Tesu

John Seaman Rick Willaman

Upcoming Events

Model Shows

IPMS/CASM, Sprou-Doo 2008 Region 6 Convention, Little Rock, AK	October 18
IPMS/Acadiana, GatorCon 2008, Lafayette, LA	October 25
IPMS/MCMA, Lone Star NNL #4, Irving, TX	November 1
IPMS/El Paso, Veterans Day Tribute & Show, El Paso, TX	November 9

Air Shows

EAA Southwest Regional Fly-In, Hondo, TX	October 10-11
Fort Worth Alliance Air Show, Fort Worth, TX [TB]	October 10-11
Wings Over Houston Airshow, Houston, TX [TB]	October 24-26
Lackland AFB Airshow, San Antonio, TX [BA]	November 1-2

Aerobatic Teams Scheduled: [TB] USAF Thunderbirds [BA] USN Blue Angels

Local Events

HobbyTown USA Fall National Model Contest	October 11
Salerno + 65, Camp Swift, Bastrop County, TX	October 18
Bob Bethea's Modeling Day, Shady Hollow Community Center, Austin, TX	October 25
VAHF Fall Air Fair & Fly-In, Pioneer Flight Museum, Kingsbury, TX	November 8-9
Close Assault '44, Texas Military Forces Museum, Camp Mabry, Austin, TX	November 8-9
Pacific Combat History Program, Nimitz Museum, Fredericksburg, TX	November 8-9

Support Our Troops!

In support of the initiative to provide model kits, supplies and reference materials to our servicemen and women serving in combat zones in Iraq, IPMS/USA has elected to have **SFC Steven DeLong** as the point of contact for **The Iraq Model Network**. Any individual, IPMS chapter, or industry supporter who wish to make a donation, please send it to: **Baghdad Hobby Club, c/o SFC Steven DeLong, HQ, MNC-I (FSC), 18th Airborne Corps, APO, AE 09342**. SFC DeLong can also be reached via e-mail at: **steven.delong@iraq.centcom.mil**

ASMS Officers for 2008

Kenny Roady, president, kar66@swbell.net	260-2907
Tim Robb, vice president, TimRobb209@msn.com	(512) 392-0611
Bill Delk, secretary, falconfyre@austin.rr.com	282-6832
Ion Tesu, treasurer, itesu@austin.rr.com	301-7256
Eric Choy, editor, asmsnews@austin.rr.com	249-9184

Web Site: <http://www.austinsms.org>

Mike Gilsbach, webmaster, mike@gilsbachdesigns.com

Austin Model Show Coordinators

Kenny Roady, asmscon@swbell.net	260-2907
Kathy Roady, vendor Liason, asmsvendors@swbell.net	260-2907

Austin Scale Modelers Society (ASMS) is affiliated with the International Plastic Modeler's Society (IPMS) as the Republic of Texas Chapter. ASMS meets the second Tuesday of each month except December. Dues for full membership are \$20 yearly. Subscription to the newsletter *Sprue Examiner* is \$15 yearly. The views expressed in this newsletter are those of the authors. ASMS does not endorse the contents of any article.

Editor's Notes...

With our annual show ended in joy and our coffer a lot heavier than a month ago, we breathe a sigh of relief, and we are pleased. Job well done, folks. Three cheers for everyone, please.

And here's something else for us to celebrate; not since the *ISS Enterprise* last year do we have another sci-fi build article, so I'm proud to present **Kenny Roady's** Cosmo Zero on the cover this month. With that this editor has accomplished his goal of having at least one article for each major modeling category (aircraft, armor, car, ship, figure, and sci-fi) on the covers of *Sprue Examiner* in 2008. Three cheers for your editor, please.

As the show exhausted all my energy, everyone seems to be in recovery mode as well. **Bondo** decided to tackle an easy RQ-1 Predator build after his battle with his Mercator. **Dennis Price** is also recovering from his biennial trip to the UK. Despite the rain cancelling the public days, he still managed to get us some great shots of this year's RIAT.

Our meeting this month is on **October 14th** at the **Austin History Center**. **Quarterly Contest** is on our menu with the theme "**Mass Transit**." Next month we'll have another round of who's the best; it's the **White Elephant Contest** of our gift from last or any previous year's Christmas party. Lucky for me, I have had mine ready since November of 2007! (how did that happen?) Three cheers for yours truly, please. ✍️

Eric

Kenny's Korner (until I can think of something better)

Welcome to October and the end of this year's show prep and execution. What a great time I had and what fantastic models I saw this year! I hope everyone enjoyed themselves as much as I did. I thank everyone who worked so hard to make it a successful show — from the people who worked a little bit at a time all year, to the people who sacrificed their time during the day of the show. We did well financially, and we did well as far as model entries (see show assessment report).

We have two more meetings this year — October and November. In December we will have our annual Christmas party with the white elephant gift exchange. Both of our meetings will be at the **Austin History Center** (9th and Guadalupe — check last page of this newsletter and website for map).

This month we have a "quarterly" contest with the theme being "Mass Transit." Whether you enter models in the contest or not, bring in what you have. We would love to see what you've built or what you're working on. Share your stories with us. That is primarily what this club is about. I will see y'all on the 14th.

Now, get out there and build something! ✍️

Kenny

2008 Austin Scale Model Show Assessment Report

by **Kenny Roady, Kathy Roady, and Eric Choy**

As we wrap up our 2008 show, it's time to assess how we've done for the records.

This year we decided to use Hall 'B', the cheaper and smaller side of the Crockett Center for money saving purposes. The venue proved to be adequate for our needs, although lighting for some of the areas left much to be desired. The biggest complaint from everyone was parking. Unfortunately, it was something we had no control over: we happened to share the facility with Austin Area Quilt Guild (AAQG) over the same weekend. AAQG hosts their show every other year, and it regularly draws a huge attendance. Needless to say, most parking spaces went to the quilt showgoers and left us modelers nowhere to park.

Other minor squawks include the "long walk" to the showroom and our "bowling trophies" for special awards. While we can only hope Crockett Center will install more lights in the future, we can definitely address the trophy issue so we have more presentable awards for our contestants next year.

Moneywise, we fared much better than 2007. Although not as well as both 2005 and 2006 where we had over \$3300 in entrance fees, we managed \$2400 this go around — a 39% increase comparing to last year. Revenue from vendors remained the same, but the sale of door prize tickets was down by \$130. The biggest disappointment was probably trophy sponsorship: a record low of only \$300! That's \$600 less than we normally received.

Despite these minor setbacks, our treasurer Ion Tesu estimated we made a profit of close to \$1000. This makes our two-years' net about even. That is good news, but the fact is we still need an additional five to six hundred dollars for hosting the 2009 show. We'll need to work hard for fund-raising in the next twelve months.

On the contest numbers side, we had a total of 377 model entries from 100 modelers. Here is the breakdown of those entries:

Juniors	36	Sci Fact & Sci-Fi	16
Aircraft	111	Figures	28
Armor	85	Collections	4
Automotive	57	Dioramas	24
Ships	10	Miscellaneous	6


Eight of the total 73 categories had no participant, and most of those were for junior modelers. Only two splits in categories occurred: 1/48th Allied Small Prop (231) and 1/48th Jets (234). Car model entries continued to decrease, and yet automotive still had the highest number of categories. We probably need to consolidate some of these for the show next year.

Out of the 100 contestants, only one came from out-of-state (Louisiana). The rest all came from all parts of Texas:

Austin Area	52	South TX (RGV, Coastal Bend)	6
San Antonio	20	North TX (D/FW, Metroplex)	3
Houston, Bay Area	10	Other	2
Killeen, Waco	7		

Interestingly, only half of the Austin area contestants are members of ASMS, AABS or AMC. There are a lot of local folks who build but do not belong to any modeling organization. Ample recruitment opportunities await us.

Finally, the numbers show a significant increase in South Texas modelers who travelled more than 300 miles to our show. No doubt the newly formed local chapter of IPMS in McAllen (**RGV Modelers**) must have contributed to this increase. Congratulations to President **Adam Coleman** and his gang for sparking the hobby interest in the Rio Grande Valley region and supporting our show.

Many thanks to those who volunteered their help to make our show successful. We appreciate the donations we received from all the sponsors, especially **King's Hobby**, **HobbyTown USA (North)**, and **Williams Bros Model Products**. We are also grateful to "**Bondo**" **Phil Brandt** for running the classified ad in the newspaper for us. 

Kenny, Kathy, and Eric

Here is a list of ASMS members who won at the show:

Name	Place [Category]	Subject
Jorge Aduna	2 nd [Armor Box Stock]	Panzer III N
Milton Bell	1 st [Jets, 1/72]	Horten Flying Wing
	1 st [Aircraft, 1/144]	P-47D
	2 nd [Aircraft, 1/144]	Fw.190D-9
	2 nd [Allied 1/48 Radial]	I-16
	3 rd [Allied 1/48 Inline]	Yak-7
Bob Bethea	2 nd [Figure ≥ 80mm]	Mujahideen
Phil Brandt	2 nd [Aircraft, Scratchbuild]	Martin Mercator
Eric Choy	1 st [Armor, 1/48]	Sherman III
	1 st [Aircraft Diorama]	"Cat On A Hot Tin Elevator"
	2 nd [Sci-Fi Space]	ISS Enterprise
	2 nd [Triathlon]	
	3 rd [Miscellaneous]	World Trade Center
Dave Edgerly	3 rd [Civilian Ship]	Habor Tug "Lucy"
Mike Gilsbach	3 rd [Aircraft, Civilian]	Boeing 747-100
	3 rd [Motocycles]	Zundapp KS750
Rick Herrington	1 st [Large Props, 1/72]	Ju.88C-6
	1 st [Creatures]	The Thing
Russ Holm	1 st [Figure, ≥ 80mm]	Spanish Knight
	1 st [ACs and APCs, 1/35]	Autoblenda AB41
	1 st [Triathlon]	
	3 rd [Armor, 1/35]	WW2 Soviet T-80
Bill Johnson	1 st [Armor, 1/72]	M4A3E8
	1 st [Softskins, 1/35]	WC-63
	2 nd [Armor, aft '59]	M1A2
	2 nd [Armor, 1/72]	AAV7

	3 rd [Softskins, 1/35]	MAZ-66
	3 rd [ACs and APCs, 1/35]	M2 Halftrack
	3 rd [Armor, 1/72]	M36
Matthew Kupka	1 st [Beginners]	Police Cruiser
	2 nd [Beginners]	F-105
	3 rd [Beginners]	Velociraptor
Kathy Kupka	1 st [Junior Figures]	Dilophosaurus
Sarah Kupta	2 nd [Junior Figures]	Velociraptor
	3 rd [Junior Figures]	Velociraptor Pack
Shawn Merrell	1 st [Armor Diorama]	"Cold Red Steel"
	2 nd [Armor, 1/35 Multicolor]	Panzer II J
	2 nd [Armor, 1/48]	M10
Dave Orloff	1 st [Aircraft Props, 1/32]	I-16
	3 rd [Axis Small Prop, 1/48]	A6M3 HAMP
Tim Robb	1 st [Allied Small Prop, 1/48]	OS2U-3 Kingfisher
	1 st [Aircraft, Civilian]	Corben Super Ace
	2 nd [Aircraft, Civilian]	Republic Seabee
	3 rd [Jets, 1/48]	A-4F Skyhawk
Pat Rourke	1 st [Artillery, 1/35]	PaK-N-Stein
	2 nd [Softskins, 1/35]	Willy Jeep
	3 rd [Armor, Box Stock]	Panzer III J
Ion Tesu	1 st [Jets, 1/32]	MiG-21 Lancer
Keith Townsend	2 nd [Creatures]	Snarling Dragon
	3 rd [Creatures]	1964 Godzilla
Rick Willaman	3 rd [Auto, Box Stock]	RedBaronShowRod
	3 rd [Auto, Custom]	Coke Wagon

Special Awards

Kathy Kupka	Best Junior	Dilophosaurus
Shawn Merrell	Best Diorama	"Cold Red Steel"
Ion Tesu	Best Aircraft	MiG-21 Lancer



(Cosmo Zero continued)

wheels to replace the uninspiring sticks and blobs that Bandai provided. The exhaust was scavenged from a 1/48th Monogram Phantom corpse.


Cutting started with the "cockpit": I cut the opening and then attached and faired in the instrument shroud. The cockpit tub was glued in next. The Cosmo Zero has a lower fin that retracts to allow the landing gear to touch the ground. My problem was that I wanted this fin down. Then, a thought struck me (ouch!): why not make an in-flight display and not mess with the landing gear? Okay! Less work and a better looking model? That's the ticket.

The nose gear doors did cover the well adequately, but the mains required Tamiya two-part epoxy putty. One thing that I hadn't thought of earlier is the need for a pilot. I mean, every plane in flight needs a pilot, right? I found an old Airfix pilot that looked good. So I painted him up and stuck him in the seat.

No starfighter cockpit is complete without some gizmos on the aft decking, so I put some on and then started on the engine exhaust.




I cut the central cone out of the kit part and shortened the Monogram can by cutting it off and gluing a blanking plate on. I attached the central cone onto a styrene rod to center it and give it the proper height in the exhaust can, then glued the whole assembly together.



When I started work on the front end, disaster struck. The two laser emitters (pointy sticks) broke while I was dry fitting them. AAAARRRGH! Well my only solution was to fashion replacements from rod and wire. They turned out reasonably well and with the final fiddly bits added, it was time to paint.

I base coated/primed the kit with Tamiya chrome silver (X-11). This revealed many places that required more putty and sanding. After a few iterations of paint, fill and sand, I sprayed a light coat of Tamiya clear blue (X-23). I masked off the wing and tail leading edges and the nose panels with Tamiya masking and 3M painter's tape. Testors Gloss Yellow went on the leading edges and Testors Gloss Red went on the nose. When I removed the tape, to my horror not only did some of the clear blue peel off, some of the tape adhesive remained on the model. AAAARRRGH! Oh well, I tried to touch it up, but frankly I was beginning to ask the famous question Pope Julius II screamed at Michelangelo, "When will you make an end?"

After applying the glare shield, the modex and buNo decals, I called it an end. Now on to the Cosmo Tiger. 

Kenny



HobbyTown USA

**FALL NATIONAL MODEL CONTEST
October 11, 2008**

HobbyTown USA Fall National Model Contest is an open competition for everyone. All models must be the original work of the participant (minimal assistance or supervision of junior is allowed). There is **no fee** to enter, and you can **enter as many models as you wish**. For more details, please visit your local HobbyTown USA store (2500 West Palmer Lane, Suite 80, Austin, TX 78727) or on-line at www.hobbytownusa.com.

PRIZES

- The National Best of Show winner will receive a \$250 HobbyTown USA gift card.
- The National Squadron Award winner will receive a \$250 HobbyTown USA gift card. To be eligible, you must enter an aircraft that is either from the era of WWI or WWII.
- The National Osprey Award winner will receive a \$250 HobbyTown USA gift card and the chance to write about the winning model on Osprey's blog. To be eligible, you must use an Osprey Publication for reference when building your model.

CATEGORIES*

- **Vehicle**
 - Automotive Street
 - Automotive Competition
 - Trucks
 - Motorcycles
- **Aircraft**
 - 1/48
 - 1/72 and smaller
 - 1/32 and larger
- **Military**
 - Armor/Military Vehicles
 - Ships
- **Miscellaneous**
 - Figures
 - Dioramas
- **Junior (15 and under)**
 - Aircraft
 - Automotive
 - Other

*This is a general guideline for the categories that will be judged. Please note that each store has the option to modify the categories as they see fit.



"I Know Where You Live!"

Assembling 1/48th AlphaFlight

RQ-1 "Predator" UAV

by

"Bondo" Phil Brandt, IPMS #14091

Background

Your correspondent was so exhausted after his mortal battle with the Combat Mercator that the personnel shop at Bondo Industries insisted he go on R&R. Unfortunately, fuel prices have driven airfare to Pattaya Beach in Thailand (where thousands of Vietnam Era GIs R&R'ed) to prohibitive levels, so instead it was back to the Texas Hill Country and the ol' *El Rancho Loaf* where the simple-but-expensive (\$69.95!) AlphaFlight resin Predator had been in the stash for more than a year.

It would be difficult to find an aircraft subject more current than the RQ-1 UAV, designed and built by General Atomics. It has consistently been able to silently loiter in the skies of Iraq, as well as Afghanistan and its border with Pakistan, reporting the movements of, and, with its Hellfire missiles, selectively eliminating "high value" Islamic Jihadist targets in areas some of which are virtually impenetrable to all but the most sophisticated U. S. assets. And, most interesting of all to this retired TAC puke, is that many of the Predator's Middle East combat missions are being controlled from Creech Air Force Base (ex-Indian Springs Auxiliary Airfield) just north of Las Vegas on U.S. 95.

The Kit

Note that the sub-head of this piece is titled "assembling," not "building." Tamiyagawa weekend Bf-109 clones got nuttin' on this all-resin "shake and bake!" A total of no more than twenty-eight exceptionally smooth, very cleanly molded parts (no cockpit to worry about) make up the whole shootin' match. Fit is excellent also, with just a small seam to putty where the aft portion of the top and bottom fuselage halves join. The only size discrepancy is where the spinner of the Rotax engine fairs in to the aft fuselage; the spinner diameter is slightly too large and had to be trimmed.

Landing gear struts are cast metal (a small resin fork is used in the nosegear), require minimal cleanup and are easily bendable to alter the gear stance, and thereby the C/G, for balance. Wheel/tire assemblies are resin.

Three versions are possible: USAF (11th Reconnaissance Squadron; the version I chose), USN and Italian (!). Yes, this curmudgeon must be in the 5% of those who never got the word that five overall gray Predator airframes are currently in use by Italy. A few kit options are offered, and I chose to add the over-the-wing saddle tank for those long "sandbox" missions and the very noticeable forward housing containing the FLIR, synthetic aperture radar (SAR) and color video systems.

Weapons

Although resin Hellfire halves (with separate launch pylons) are included in the kit, I avoided the hassle of having to sand and fit the resin halves, instead opting for one-piece Hellfires from a Hasegawa Longbow Apache. "Remove Before Flight" tags came by the way of Eduard.

Painting and Markings

El Supremo Tamiya white lacquer spraycan primer to the rescue again, as primer and color coat; I love ths stuff! The pigment is so fine that a semigloss texture results, and decals can be applied directly, sans clearcoat.


A light dusting of well-thinned Testor's flat clear acrylic helped the decals blend right in to the white airframe background.

Another reason I chose the USAF version is because I always liked the black-and-yellow checker motif of the Nellis-based 57th Fighter Weapons Wing ("WA").



Conclusion

A relatively easy project; I am surprised no one has done a 1/48th scale injected version.

And now, back to the mean streets of the Bondo Industries Difficult Kit Division... 

"Bondo" Phil

Reference

HALE/MALE Unmanned Aerial Vehicles Part 1, *International Airpower Review*, Vol.15, ISSN 1473-9917 / ISBN 1-880588-86-2



Creech AFB is named after deceased General Wilbur L. "Bill" Creech, ex-Thunderbird and past commander of the Tactical Air Command. "The Creech-er" was known for his fastidious (some might say vain) attention to personal military appearance.

While on an official visit to Mt. Home AFB circa 1978, General Creech requested a Q&A session with younger officers. As a miffed, recent "passover" to Lt. Col., yours truly was "encouraged," along with his fellow passovers (there were more than a few) to meet with the general. At the appointed time, the four-star sat alone on an auditorium stage, resplendent in his blue uniform and not a hair out of place, gave us his version of "how goes it" in TAC and the world.

When the time came to entertain questions, Boy WSO Bondo stood up and asked the general if he could offer any hope of promotion to us passovers who, just two years before had been assured that the new "1-2-3" quota rating system (prior to the installation of this new scheme, theoretically 100% of officers could "walk on water") would take care of us when our time for promotion came. The general took his time in replying, and then told us in frank, measured words that we were essentially screwed.

It was a serious moment, but I respected him for not sugar-coating the answer, and I mentally started planning the next half of my working life... in the civilian world.

Bondo

Editor: For those who want to build a 1/72nd scale RQ-1 Predator, apparently there is one kit available in three continents under three different labels: Platz in Japan, Italeri in Europe, and Accurate Miniatures here in the US. Don't be fooled by the different manufacturers, it's the same kit inside each box.



This 1/72nd Predator is smaller than most 1/144th DML kits; the finished model measures less than 4.5"! And it ain't cheap either: \$18 here in the US, ¥1800 on hlj.com, and £10 on Hannants' site in the UK. This is one puny yet expensive kit!



11 Years Ago (October 1997) ...

- Our annual show at Palmer Auditorium concluded on Sept 13. Bruce Burden, then show coordinator, filed these entry stats:

	1997	2008
Automotive	216	57
Aircraft	111	111
Figures	60	28
Armor	52	85
Dioramas	18	24
Ships	9	10
Collections	3	4
Sci-fact/Sci-fi	?	16
Miscellaneous	10	6

Editor: Bruce did not have a separate sci-fi category back in 1997. The numbers in Miscellaneous (10) could be a total of both sci-fi and the true "other" combined.

Comparing with our latest show's numbers, automotive went from most popular in 1997 to third in 2008 (65% of its entries vanished in the last eleven years!). Figure also lost a little over half of its popularity. Meanwhile, armor went up 39%, and so had dioramas (33%). Everything else stayed the same, especially in the aircraft category!

Six Years Ago (October 2002) ...

- ASMS met at the Yarborough Branch Library for the first time when Luby's Cafeteria on North Loop, our previous meeting place, went out of business.
- Financial difficulties prohibited us from hosting our annual show in 2003. The decision to hold off a year and come back in April of 2004 met with general approval. Thus started our spring show trend for the next four years.

- After running King's Hobby for 29 years, Bob King and his wife Alice retired at the end of September, 2002. Bob started his shop in 1973, the same year he founded ASMS to promote our hobby in Austin.

ASMS presented a plaque of appreciation to Bob, and 50 enthusiastic friends treated the Kings to an "all you can eat" BBQ dinner at The County Line restaurant.



2008 Austin Model Show Highlights



Tim Wallace's colorful Kong Jiang-1, Chinese Cold War AWACS on a B-29 airframe.



Rick Herrington's Gort escaping from the "glasstex" enclosure as seen in the movie "The Day The Earth Stood Still."



Brad Perry's nicely finished A6M2N "Rufe." It scored first in the 1/48th Axis Small Prop category.




Bob Bethed's latest: 120mm Mujahideen figure.



Dave Schmidt's 28mm "Millie The Witch", winner of Sci-Fi Figures & Creatures category and Best Figure of the show.



Authentic looking "Chevy Clunker" by Mike Picard.



Steve McNaughton of Waco won the Best Engine award with his 1/32nd Bell OH-13 Sioux.



Bill Delk's impressive Seaview sub with working lights. His article on building this monster will appear next month.



Among all the collection entries, Lee Forbes' "Luft '46 Jets" impressed our judges the most.



Best Armor award went to this Panzer IV J by Tom Ferris.



Our Ion Tesu scored the Best Aircraft award with this 1/32nd MiG-21 Lancer in his home team marking: Romanian Air Force.



Best Diorama: Shawn Merrell's "Cold Red Steel."



The only club entry this year: Austin Armor Builders Society's "Road To Berlin." It captured the Best Miscellaneous award.



This year's show theme "Crazy 8's" award went to Lyn Julian's 1/35th WWII German Flak 88.



...and finally, the Best of Show went to Michael Poole's 1/12th Indian Sport Scout Motorcycle.



**Upcoming
In-Store
Clinics**

Nov 15 Sat 11:00am *Painting Scale Faces w/ Bob Bethea*

For more information:

King's Hobby
8810 N. Lamar Blvd
Austin, TX 78753
E-mail: kinginfo@kingshobby.com

Tel: (512) 836-7388
Fax: (512) 835-6485

Royal International Air Tattoo 2008

by G. R. Dennis Price

It was a dark and stormy summer leading to the eventual cancellation of the two public days for the first time in the 38-year existence of the show. This year was truly a Royal event as H.M. The Queen was present on Friday July 11th to present colours to the Royal Air Force on their 90th Anniversary. However, even The Queen could not keep the rain away (memories of King Cnut, ruled England 1017-1035 A.D., being unable to keep the tide at bay), as it poured during the ceremony with all those marching getting exceedingly wet.

Fortunately the weather improved enough to allow the Fly-By (supposedly 90 aircraft, ranging from Battle of Britain Flight to Typhoons and Sentinel, but I lost count). The sun also came out for a few minutes to allow the Great War Display Team to perform and Her Majesty to leave, before another downpour. Weather did finally clear to allow a paddle through that part of the static park that was open, before cancellation of the public days. Here is to better weather next year (July 16-19, 2009).

Among the teams scheduled to perform this year were: Brazil [Esquadilha da Fumaça], Chile [Los Halcones], France [La Patrouille de France], India [The Sarangs], Jordan [Royal Jordanian Falcons], Switzerland [Patrouille Suisse], Turkey [Turkish Stars], and the UK [Red Arrows]. ✈️

Dennis



Lockheed C-130H, #346, 3Sqn "Gut's Airlines," Royal Jordanian Air Force displays full-fin rendition of the City of Petra — "half old as time."



Hawker Hunter T.7XL577 in resplendent blue color scheme.



Great War Display Team Fokker DR.1 being "shot down" by Nieuport 17 in French colour scheme.



Great War Display Team Junkers CL-1, also trailing smoke.



Royal Hellenic Air Force RF-4E, 7487 of 348 Mira. Aircraft was originally operated by the German Air Force as 35+40, and purchased by the USAF as 1969-7487.



F-16AM, J-055 of 313 Sqn, Royal Netherlands Air Force conducts an inverted pass in rare blue skies.



The Turkish Stars, 134 Akrotim Filo of the Turkish Air Force, practice in their Canadair NF-5As, that were once flown by the Royal Netherlands Air Force.



Lockheed F-22A of 1st Fighter Group performing first display of F-22 in the UK. Unfortunately very overcast skies prevented a full demonstration, but the low-level display was very impressive.



Battle of Britain Memorial Flight: Lancaster I, PA474, leads Spitfire PR.XIX, PS915, and Hurricane Mk.IIc, LF363.



Nimrod MR.2, XV236, sits on a temporarily drying ramp in sun between black clouds.



Tornado IDS MLU, MM7006, of 6 Stormo, Italian Air Force arrives in color scheme commemorating the 25th anniversary of Tornado operations.



BAC VC-10 C.1K simulates low-level aerial refueling of Boeing AEW.1 during RAF 90th Anniversary fly-by for The Queen.



The Red Arrows trailing red, white, and blue smoke under a black sky bring up the rear of the fly-by.

Old Rumors & New Kits

Hard to believe it's already October! Pretty soon I'll be buying candy for that horde of miniature goblins, witches, pirates, and probably a super hero or two! It also means the weather will change, and we will have more time for modeling. Of course you have to consider the new chores, like raking leaves, putting away the warm weather items and getting the furnace ready for winter. But that's a couple of months away!

Have you ever built a model while watching football? I have. I have also lost many a small part in the old shag carpet my house once had. It's better now, but I bet we all have been known to model with the TV on.

There are plenty of new kits out there to fit right in with those Fall plans. For me, I have a stash big enough to hold me through several Winters—and Springs and Summers, etc. But we're here to talk about new stuff and perhaps a rumor or two.

Now that the annual show is over, and many thanks to all those who worked so hard to make it possible, we can finish that kit that didn't quite make it to entry. I've got at least one, and you probably know what I'm talking about.

Trumpeter's new 1/32nd F8E Crusader should be out this month. This kit will require some more shelf space, and since I'm out, I'll pass. But for you blow-torch fans, this should be a fantastic kit. For one, it's a great looking airplane that appeared in many markings. The real thing had some unusual features such as the variable incidence wing, fuselage missile rails, and main gear that tucked into the fuselage, an oddity in 1957 when I saw the prototype fly at the LTV plant near Arlington. Pricing will be typical for Trumpeter's latest kits.

I saw photos of the early sprues for Revell's new 1/32nd Ju.88, and this one will really take some shelf space. From what I could see, the detail for the cockpit will require little if any help from the resin folks. The clear parts are well done, and there's a lot to be seen so a good cockpit is a must. Other details for the landing gear, dive brakes, etc. are all there. This kit may—and that's a large *May*—be out by Christmas. Price for this kit is rumored to be under \$50. If that's true, it will be a real bargain.

Now going from the oversized to the ridiculously small, Platz, the Japanese company that specializes in 1/144th kits, will shortly produce a 1/144th P-47 Razorback and an F6F Hellcat kit. As usual, each box will contain two complete kits and there will be decals for at least six aircraft.

Speaking of Hellcats, Eduard's kit of the F6F has been a good seller, and their dual combo kit was a bargain. Now they have a Royal Set which contains three kits, plenty of extra PE detail and some resin that obviously comes from Quickboost. If you break it out, it will cost the modeler about \$50 per kit but considering the extras, it's not a bad deal.

Perhaps the biggest news—not to mention the biggest kit—to come along in a while is Dragon's brand new 1/32nd Me.110C-7. In case you think it's anything like their P-51D kit from last year, you will be happily mistaken. This new kit is one of the best, most complete plastic kit I've ever seen, and the photos of the finished product show it to be worth the effort. If you haven't seen it, it's worth a trip to the HyperScale to check it out! And in case you are holding on to that old Revell kit, now might be the time to do some eBay selling.

Eduard has released a new tool of the Spad XIII, Late Version, in 1/48th scale that should satisfy the WWI fans. I built a "flying" model of the Spad many years ago and swore off rigging. I may have to recant and try this one. Eduard has a couple of Me.262 kits in 1/144th that come two to the box. You can do the single seat or the two-seater. Not a bad deal for the money.

Revell-Monogram has reissued their 1/48th PBY. This time you can also do the OA10A rescue version. It's a limited issue so if you want the special markings, you should probably act now.


Hobby Boss has released a 1/48th MiG-17 Fresco C. This is a new tool despite what some may say is a copy of the older SMER kit. It's not, and it apparently is just the first of a series over MiG-17s that will pretty well cover the type.

Armor builders have seen some really fine kits released in recent weeks. One of the most impressive has to be the 1/35th M16 multi-gun carriage from Dragon. This is an outstanding kit and has some of the best details I've seen. Take a look and check out the drive wheels.


Another armor kit that has had a lot of panzer fans talking is Hobby Boss' 1/35th WWII German *Land-Wasser-Schlepper* (Land-Water-Tractor). It'll be interesting to see how it compares to the Bronco Models' version that came out recently.

Trumpeter has a 1/72nd Pershing kit that should be out by meeting time. I don't believe I've seen a Pershing in that scale before. Dragon has a 1/72nd Panther G with zimmerit and crew. Revell of Germany has a dual Humvee TOW and Humvee Ambulance kit—yes that's two kits in the box. That should keep the 1/72nd armor guys busy for a week or so.

There have been some armor books recently released. There is a Pershing Walkaround soon to be followed by an M-42 Duster Walkaround. Steve Zaloga has written a book on the Sherman that should be out soon. I understand it has lots of unpublished photos and covers just about any Sherman ever built or used. It's in hardback but will be priced right.

That's about all I have for October. Remember the quarterly contest is this month. The theme is "Mass Transit," but you can enter whatever you have. Let's all try to bring something. 

Milton



In the latest issue of...

IPMS Journal

Jul/Aug 2008
Volume 20, Issue 4

- **Armored Ambulance** — Getting Academy's New M113A3 on Track, by Mark Aldrich;
- **Samurai Phantom** — A Ninja-like Approach to Hasegawa's Challenging F-4, by Mike Idacavage;
- **Lighted Widebody** — Building Revell's 1:144 747-400 (and leaving the lights on) by Leo Dashevskiy;
- **Diver Destroyer** — Building an IPMS Pioneer's Plane from Academy's 1:72 Tempest, by Marty Sanford;
- **Wokka Beastie!** — Combining Italeri's 1:48 kit with Eduard's brass to build a big Chinook, by Paul Bradley;
- **Dem Brudders;**

And much, much more!

By Modelers
— For Modelers®



Join IPMS/USA!

IPMS/USA is an organization dedicated to the fun of Scale Modeling. Started by Jim Sage, of Dallas, Texas, in 1963, there are now branches of IPMS all over the world.

As part of your IPMS/USA membership, you will receive *The IPMS Journal* six times a year. In it you will find stories of interest on subjects such as aircraft, armor, automotive, ships, and figures. You will also find listings of IPMS contests and swap meets, hints and tips, and reviews. Membership also qualifies you to participate in IPMS/USA sanctioned Regional Contests, as well as our world-famous National Convention, held each summer. As a member, you'll also be able to access our online **Member's Forum** where a wide variety of society and modeling topics are discussed. In addition, many hobby shops around the county offer **discounts** to IPMS/USA members.

To join IPMS/USA, simply use the form below or go to www.ipmsusa.org and click **Join IPMS/USA!** Payment may be made via personal check, money order, or credit card. Applications using Check or Money Order should be printed upon completion of the registration process and mailed to:

IPMS/USA
Dept. H, P.O. Box 2475
North Canton, OH 44720-0475

For any questions or problems with your membership application/renewal, please contact the IPMS/USA Officer Manager, Ms. M.J. Kinney, at manager@ipmsusa.org

IPMS/USA NEW MEMBER APPLICATION

IPMS No.: _____ Name: _____
(leave blank) FIRST M. LAST

Address: _____

City: _____ State: _____ Zip: _____

Phone: _____ email: _____

VISA/MasterCard _____ Account # _____ - _____ - _____

Exp. Date: _____

Signature: _____

Adult: \$25 Junior (17 years old or younger): \$12 DOB: _____

Canada & Mexico: \$30 Other Foreign: \$32 Foreign Air Mail: \$55

Family (Adult dues + \$5, one set magazines, # of membership cards required: __)

If recommended by an IPMS member,
list his/her name and member number _____ (name) _____ (IPMS#)

IPMS/USA

P.O. Box: 2475
North Canton, OH 44720-0475

Check out our web page: www.ipmsusa.org

**Next Meeting:
October 14, 2008
at
Austin History Center
(810 Guadalupe Street)**

From I-35, you can take any of the numbered streets north of 9th in the downtown area to get on Guadalupe. Beware **Guadalupe is a one way street going south after MLK**. If you are travelling westbound on any street south of 9th, you'll need to go north on San Antonio or Lavaca in order to get on 9th to park.

Free parking is available on 9th and around Wooldridge Park after 5:30pm. Please do not park in the Faulk Central Library's designated area next door or your vehicle may be towed!

**Austin History
Center**
810 Guadalupe



Austin Scale Modelers Society
Eric Choy
13213 Marero Drive
Austin, TX 78729

